


NP Jago-2



DATENBLATT
DATASHEET

NP Jago-2



42 m per feed-in | 3112 lm/m* | CRI > 90 | 2200 K-6500 K

Hoher Lichtstrom und
hervorragende Farbwiedergabe
High luminous flux and
excellent colour rendering

Egal ob gerichtete oder diffuse Abstrahlung, mit unserem **NauticProfil® Jago-2** schaffen Sie herausragende, lange Lichtlinien mit einem exzellenten Farbwiedergabewert von CRI > 90.


Das NauticProfil® Jago-2 ist prädestiniert für hochwertige Allgemeinbeleuchtungen in Büros, Fachgeschäften und repräsentativen Räumen, Ausstellungen oder Galerien.

Es ist die ideale Lösung, wenn Farben besonders brillant und naturgetreu wiedergegeben werden müssen. Fünf Farbtemperaturen stehen zur Auswahl.

Whether directional or diffuse distribution, with our **NauticProfil® Jago-2** you create outstanding, long light lines with an excellent colour rendering value of CRI > 90.

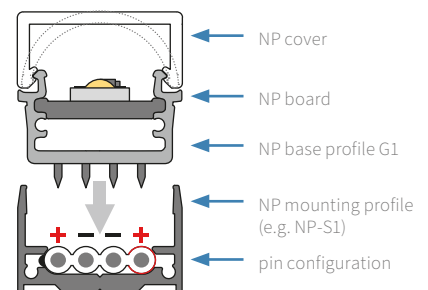
The NauticProfil® Jago-2 is predestined for high-quality general lighting in offices, specialist shops, and prestigious rooms, exhibitions, or galleries.

It is the ideal solution when colours need to be reproduced in a particularly brilliant and natural way. Five colour temperatures are available.



brillantes Licht
für hochwertige
Beleuchtungen

brilliant light for
high quality lighting



characteristics



dimming



optional



mounting



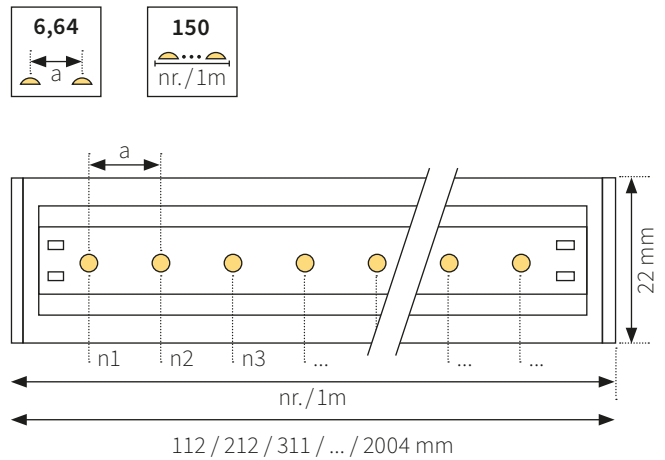
* Alle Angaben zum Lumenstrom beziehen sich auf das Leuchtmittel. In Kombination mit Cover/Linsen kommt es zu materialbedingtem Lichtverlust.
All information about the luminous flux refers to the light source. In combination with covers/lenses it comes to material-related light loss.

Bestellnummer
item number

NP/L1C/G1/19B / L1C/G1/ 112 / G1/ ALA / 9 27 / CR W

Technische Daten
technical data

nominal voltage: 48VDC (Range: 44,25 to 49,5VDC)
 nominal wattage: 24W/m
 photometric code: 9XX/339; CRI > 90
 luminous efficiency [typ]: 135lm/W
 LED service life: L90/B10 > 100000h
 dimmable: pulse width modulation (PWM)
 length dividing matrix: 100 mm
 LED pitch: 6,64 mm, 150 LEDs/m
 max. length per feed-in: L(max) DIMMED = 42 m (1110 W)*
 2 x 16A PWM dimmer, cabling scheme D/PWM/2bb
 L(max) NOT DIMMED = 42 m (1110 W)*,
 according to cabling scheme S/1

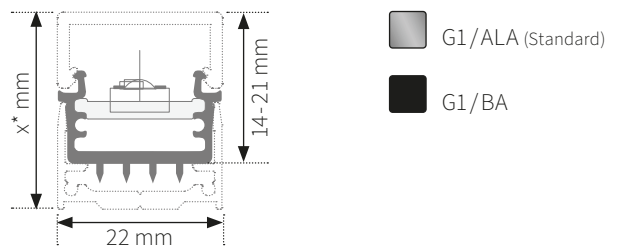


⚠ Achtung! Die Leistung [W] gesamt im NP System ist gleichmäßig auf die Kanäle 1+2 aufzuteilen.
Attention! The total power [W] in the NP system is to be divided equally between channels 1+2.

⚠ Alle optischen und elektrischen Daten haben eine Toleranz von +/- 10%.
 All optical and electrical data have a tolerance of +/- 10%.

Basisprofil
base profile

Das **Basisprofil G1** ist mit allen NP Montageprofilen von FLASHAAR® per Plug&Play kombinierbar. Es ist in den Farben Aluminium (ALA) und Schwarz (BA) eloxiert erhältlich.
 The **base profile G1** can be combined with all NP mounting profiles from FLASHAAR® by Plug & Play. It is available in the colours aluminium (ALA) and black (BA) anodised.




* Leuchtenhöhe abhängig vom Montageprofil (21-168 mm), Maße ab S. 8
 luminaire height depending on mounting profile (21-168 mm), dimensions from p. 8

Farbtemperatur und Lumenstrom
colour temperature and luminous flux

Farbtemperatur colour temperature	WW 2200 K**	WW 2700 K	WW 3000 K	NW 4000 K	DL 6500 K**
CRI typ.	93	94	93	92	91
Lumenstrom typ. luminous flux* typ.	2622lm/m	3112lm/m	3272lm/m	3496lm/m	3522lm/m
	922	927	930	940	965

* Alle Angaben zum Lumenstrom beziehen sich auf das Leuchtmittel. In Kombination mit Cover/Linsen kommt es zu materialbedingtem Lichtverlust.
 All information about the luminous flux refers to the light source. In combination with covers/lenses it comes to material-related light loss.

**Farbtemperatur auf Anfrage.
 Colour temperature on request.



IP Schutzarten IP protection types

Je nach Anwendung, gibt es verschiedene Schutzarten für unsere LED Leuchteneinsätze. Als Standard bieten wir unsere Leuchten in **IP40** an. Für die Schutzart **IP65** vergießen wir unsere Leuchten mit einem hochwertigen transparenten Polyurethan-Verguss (PU-Verguss), frei von störenden Mikroblasen.

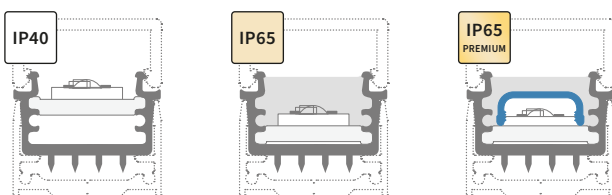
Beim FLASHAAR® PremiumCoating (**IP65 Premium**) wird ein spezielles Cover über die hochwertigen LED-Alukernplatinen geklipst. Das Cover verhindert den direkten Kontakt mit dem Gießharz, bzw. PU-Verguss und verhindert somit einen unerwünschten Farbdrift.

⚠ Achtung! Ein Leuchteneinsatz mit IP65- oder IP65 Premium-Verguss ist ausschließlich in den Längen von 112 mm bis 1008 mm realisierbar.

Depending on the application, there are different protection types for our LED light inserts. As standard, we offer the luminaires in **IP40**. For protection type **IP65**, we cast our luminaires with a high-quality transparent polyurethane encapsulation (PU encapsulation) free of disruptive micro-bubbles.

With the FLASHAAR® PremiumCoating (**IP65 Premium**), a special cover is clipped over the high-quality LED aluminium core boards. The cover prevents direct contact with the casting resin or PU potting and thus prevents unwanted colour drift.

⚠ Attention! A light insert with IP65 or IP65 Premium encapsulation can only be realised in lengths from 112 mm to 1008 mm.



Beispiel: Vergleich Farbtemperatur und Lumenstrom bei verschiedenen Schutzarten example: comparison of colour temperature and lumen output for different protection types

vermessene Leuchte* measured luminaire	IP40	IP65	IP65 Premium
Beispiel/example: NP Navigator-3; 2700 K NP/L1C/G1/03F/L1C/G1/0510/827	2700 K 1582 lm/m // 2738 K	2700 K 1058 lm/m // 3738 K //+1000 K	2700 K 1336 lm/m // 2738 K

* Alle Angaben unterliegen den Messtoleranzen. All specifications are subject to measurement tolerances.

Übersicht Standardlängen & Wattagen

overview standard lengths & wattages

IP40, IP65, IP65 Premium		
product-nr.	L (mm)*	Watt**
NP/L1C/G1/19B/L1C/G1/0112/###/###	112	2,40
NP/L1C/G1/19B/L1C/G1/0212/###/###	212	4,80
NP/L1C/G1/19B/L1C/G1/0311/###/###	311	7,20
NP/L1C/G1/19B/L1C/G1/0411/###/###	411	9,60
NP/L1C/G1/19B/L1C/G1/0510/###/###	510	12,00
NP/L1C/G1/19B/L1C/G1/0610/###/###	610	14,40
NP/L1C/G1/19B/L1C/G1/0710/###/###	710	16,80
NP/L1C/G1/19B/L1C/G1/0809/###/###	809	19,20
NP/L1C/G1/19B/L1C/G1/0909/###/###	909	21,60
NP/L1C/G1/19B/L1C/G1/1008/###/###	1008	24,00

IP40		
product-nr.	L (mm)*	Watt**
NP/L1C/G1/19B/L1C/G1/1108/###/###	1108	26,40
NP/L1C/G1/19B/L1C/G1/1208/###/###	1208	28,80
NP/L1C/G1/19B/L1C/G1/1307/###/###	1307	31,20
NP/L1C/G1/19B/L1C/G1/1407/###/###	1407	33,60
NP/L1C/G1/19B/L1C/G1/1506/###/###	1506	36,00
NP/L1C/G1/19B/L1C/G1/1606/###/###	1606	38,40
NP/L1C/G1/19B/L1C/G1/1706/###/###	1706	40,80
NP/L1C/G1/19B/L1C/G1/1805/###/###	1805	43,20
NP/L1C/G1/19B/L1C/G1/1905/###/###	1905	45,60
NP/L1C/G1/19B/L1C/G1/2004/###/###	2004	48,00

Übersicht der möglichen Sonderlängen & Wattagen (nach Rücksprache)

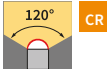



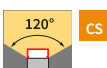















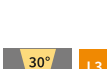






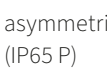






overview of possible special lengths & wattages (after consultation)

IP40, IP65, IP65 Premium		
product-nr.	L (mm)*	Watt**
NP/L1C/G1/19B/SL1C/G1/0271/###/###	271	7,20
NP/L1C/G1/19B/SL1C/G1/0351/###/###	351	9,60
NP/L1C/G1/19B/SL1C/G1/0371/###/###	371	9,60
NP/L1C/G1/19B/SL1C/G1/0451/###/###	451	12,00
NP/L1C/G1/19B/SL1C/G1/0471/###/###	471	12,00
NP/L1C/G1/19B/SL1C/G1/0530/###/###	530	14,40
NP/L1C/G1/19B/SL1C/G1/0550/###/###	550	14,40
NP/L1C/G1/19B/SL1C/G1/0570/###/###	570	14,40
NP/L1C/G1/19B/SL1C/G1/0630/###/###	630	16,80
NP/L1C/G1/19B/SL1C/G1/0650/###/###	650	16,80
NP/L1C/G1/19B/SL1C/G1/0670/###/###	670	16,80
NP/L1C/G1/19B/SL1C/G1/0690/###/###	690	19,20
NP/L1C/G1/19B/SL1C/G1/0730/###/###	730	19,20
NP/L1C/G1/19B/SL1C/G1/0750/###/###	750	19,20
NP/L1C/G1/19B/SL1C/G1/0769/###/###	769	19,20
NP/L1C/G1/19B/SL1C/G1/0789/###/###	789	21,60
NP/L1C/G1/19B/SL1C/G1/0829/###/###	829	21,60
NP/L1C/G1/19B/SL1C/G1/0849/###/###	849	21,60
NP/L1C/G1/19B/SL1C/G1/0869/###/###	869	21,60
NP/L1C/G1/19B/SL1C/G1/0889/###/###	889	24,00
NP/L1C/G1/19B/SL1C/G1/0929/###/###	929	24,00
NP/L1C/G1/19B/SL1C/G1/0949/###/###	949	24,00
NP/L1C/G1/19B/SL1C/G1/0969/###/###	969	24,00
NP/L1C/G1/19B/SL1C/G1/0989/###/###	989	26,40

IP40		
product-nr.	L (mm)*	Watt**
NP/L1C/G1/19B/SL1C/G1/1028/###/###	1028	26,40
NP/L1C/G1/19B/SL1C/G1/1048/###/###	1048	26,40
NP/L1C/G1/19B/SL1C/G1/1068/###/###	1068	26,40
NP/L1C/G1/19B/SL1C/G1/1088/###/###	1088	28,80
NP/L1C/G1/19B/SL1C/G1/1128/###/###	1128	28,80
NP/L1C/G1/19B/SL1C/G1/1148/###/###	1148	28,80
NP/L1C/G1/19B/SL1C/G1/1168/###/###	1168	28,80
NP/L1C/G1/19B/SL1C/G1/1188/###/###	1188	31,20
NP/L1C/G1/19B/SL1C/G1/1228/###/###	1228	31,20
NP/L1C/G1/19B/SL1C/G1/1248/###/###	1248	31,20
NP/L1C/G1/19B/SL1C/G1/1267/###/###	1267	31,20
NP/L1C/G1/19B/SL1C/G1/1287/###/###	1287	33,60
NP/L1C/G1/19B/SL1C/G1/1327/###/###	1327	33,60
NP/L1C/G1/19B/SL1C/G1/1347/###/###	1347	33,60
NP/L1C/G1/19B/SL1C/G1/1367/###/###	1367	33,60
NP/L1C/G1/19B/SL1C/G1/1387/###/###	1387	36,00
NP/L1C/G1/19B/SL1C/G1/1427/###/###	1427	36,00
NP/L1C/G1/19B/SL1C/G1/1447/###/###	1447	36,00
NP/L1C/G1/19B/SL1C/G1/1467/###/###	1467	36,00
NP/L1C/G1/19B/SL1C/G1/1487/###/###	1487	38,40
NP/L1C/G1/19B/SL1C/G1/1526/###/###	1526	38,40
NP/L1C/G1/19B/SL1C/G1/1546/###/###	1546	38,40
NP/L1C/G1/19B/SL1C/G1/1566/###/###	1566	38,40
NP/L1C/G1/19B/SL1C/G1/1586/###/###	1586	40,80
NP/L1C/G1/19B/SL1C/G1/1626/###/###	1626	40,80
NP/L1C/G1/19B/SL1C/G1/1646/###/###	1646	40,80
NP/L1C/G1/19B/SL1C/G1/1666/###/###	1666	40,80
NP/L1C/G1/19B/SL1C/G1/1686/###/###	1686	43,20
NP/L1C/G1/19B/SL1C/G1/1726/###/###	1726	43,20
NP/L1C/G1/19B/SL1C/G1/1746/###/###	1746	43,20
NP/L1C/G1/19B/SL1C/G1/1765/###/###	1765	43,20
NP/L1C/G1/19B/SL1C/G1/1785/###/###	1785	45,60
NP/L1C/G1/19B/SL1C/G1/1825/###/###	1825	45,60
NP/L1C/G1/19B/SL1C/G1/1845/###/###	1845	45,60
NP/L1C/G1/19B/SL1C/G1/1865/###/###	1865	45,60
NP/L1C/G1/19B/SL1C/G1/1885/###/###	1885	48,00
NP/L1C/G1/19B/SL1C/G1/1925/###/###	1925	48,00
NP/L1C/G1/19B/SL1C/G1/1945/###/###	1945	48,00
NP/L1C/G1/19B/SL1C/G1/1965/###/###	1965	48,00
NP/L1C/G1/19B/SL1C/G1/1985/###/###	1985	50,40

⚠ Achtung! Im Außenbereich (IP65 und IP65 Premium) ist maximal ein Leuchteinsatz in der Länge von 112 mm bis 1008 mm realisierbar. LED-Teilungsraster ist 100 mm.
Attention! In outdoor areas (IP65 and IP65 Premium), a maximum of one luminaire insert can be realised in lengths from 112 mm to 1008 mm. The grid uses 100 mm increments

**Leistungsangaben +/- 10% | performance data +/- 10%


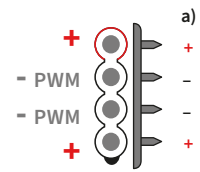
covers & lenses	T	F	W	G	M
cover round 120° 	2926 lm/m 	2792 lm/m 	1262 lm/m 		
cover square 120° 	2820 lm/m 	2584 lm/m 	1452 lm/m 	1030 lm/m 	2260 lm/m 
cover flat 120° 	2720 lm/m 	2470 lm/m 	1370 lm/m 		
lens 90° 	2852 lm/m 	2750 lm/m 			
lens 60° 	2902 lm/m 	2756 lm/m 			
lens 30° 	2756 lm/m 	2600 lm/m 			
lens 15° 		2626 lm/m 			
lens LAF-2 asymmetric 		2582 lm/m 			
lens ILAF asymmetric (IP65 P) 	1658 lm/m 				
<p>Alle Werte in der Tabelle gemessen bei 2700 K. Messwerte unterliegen den typischen Toleranzen. Andere Konfigurationen erhalten Sie auf Anfrage. All values in the table measured at 2700 K. Measured values are subject to the typical tolerances. Other configurations are available on request.</p> <p>Alle lichttechnischen Daten – vermessen im FLASHAAR® Lichtlabor – finden Sie unter flashaar.de im Download-Bereich. All photometric data – measured in FLASHAAR's light laboratory – find you at flashaar.de in the download area.</p> <p>Alle optischen und elektrischen Daten haben eine Toleranz von +/- 10%. All optical and electrical data have a tolerance of +/- 10%.</p> <p>Messdaten für IP65 / IP65 Premium auf Anfrage. Measurement data for IP65 / IP65 Premium on request.</p>					<p>EPREL-Daten: 2200 K </p> <p>2700 K </p> <p>3000 K </p> <p>4000 K </p> <p>6500 K </p>

Verdrahtungsschemata wiring diagrams

Beispiel für max. Länge mit einer elektrischen Einspeisung.*
example for max. length with one electrical feed.*

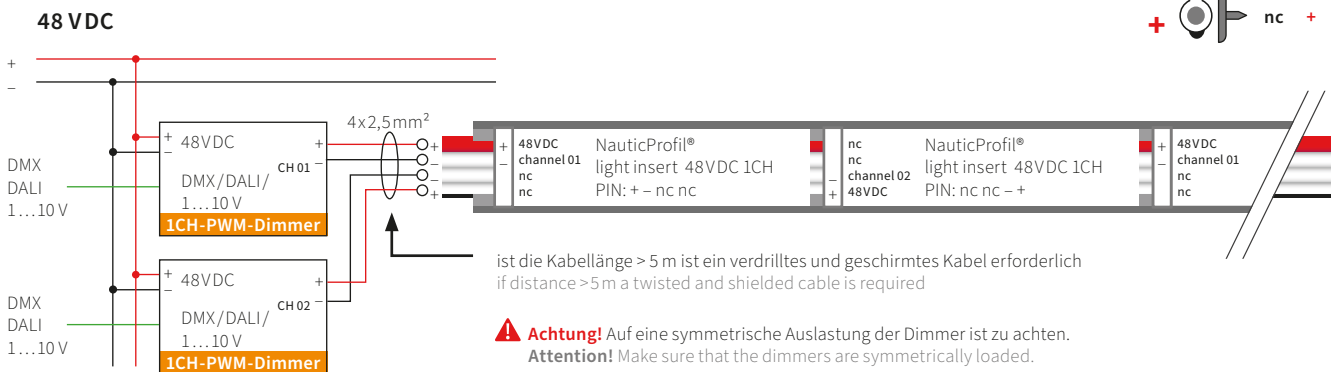
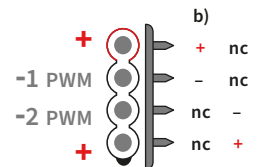
WD/D/PWM/1a (1x1CH)

Dimmbar mittels PWM, System mit 1 Kanal, 48VDC /
1CH Leuchteneinsätze mit redundanter PIN-Belegung
dimnable by PWM, system with 1 channel, 48VDC /
1CH light insert with double PIN connection
max. **25 m** (665 W) pro Einspeisung / max. 25 m (665 W) per feed in



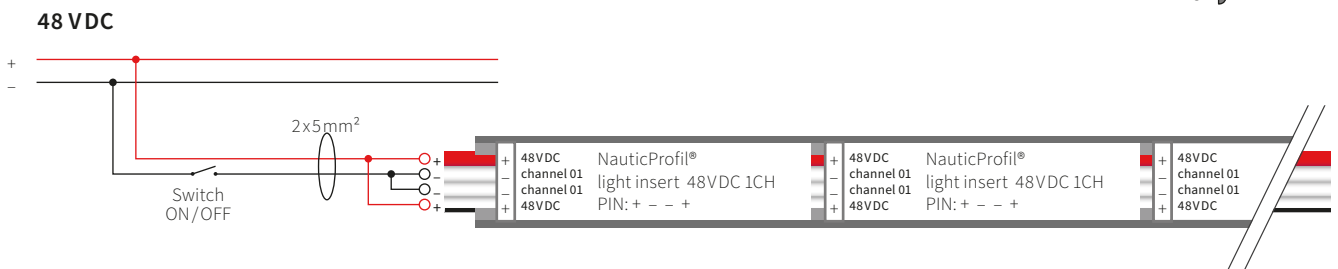
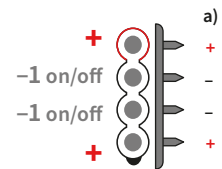
WD/D/PWM/2bb (2x1CH)

Dimmbar mittels PWM, System mit 2 Dimmern 1CH, 48 VDC / 1CH
Leuchteneinsätze
dimnable by PWM, system with 2 dimmer 1CH, 48 VDC / 1CH light insert
max. **42 m** (1110 W) pro Einspeisung / max. 42 m (1110 W) per feed in



WD/S/1a (1x1CH)

Schaltbar, System mit 1 Kanal /
1CH Leuchteneinsätze mit redundanter PIN-Belegung
to switch ON/OFF, system with 1-channel /
1CH light insert with double PIN connection
max. **45 m** (1185 W) pro Einspeisung / max. 45 m (1185 W) per feed in



* Standard PIN-Belegung ist + - - + (WD/D/PWM/1a) / Weitere Verdrahtungsschemata in unserem aktuellen Katalog.
standard pin layout is + - - + (WD/D/PWM/1a) / further cabling scheme in our current catalogue.

Übersicht Abmessungen und Einbaumaße mit dem Basisprofil G1

overview dimensions and installation dimensions with base profile G1

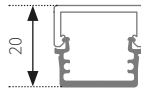
covers and lenses ▶



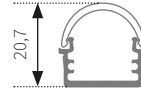
NP mounting profiles



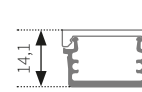
cover CS/CM/ILAF



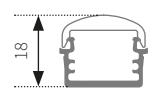
cover CR



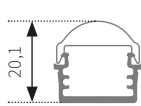
cover CF



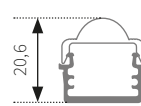
lens L9



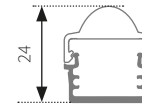
lens L6



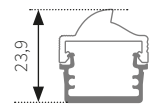
lens L3



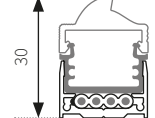
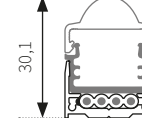
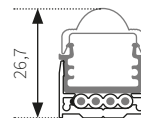
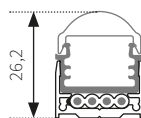
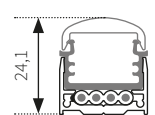
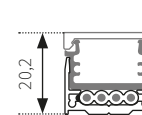
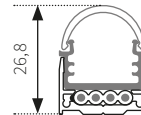
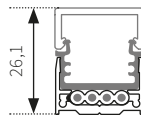
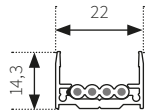
lens L1



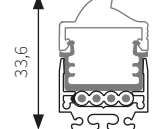
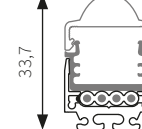
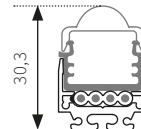
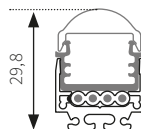
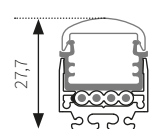
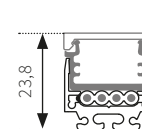
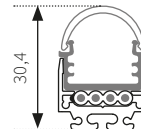
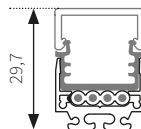
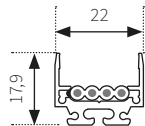
lens LAF-2



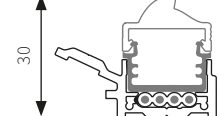
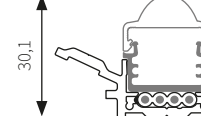
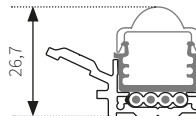
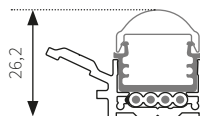
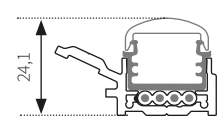
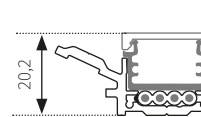
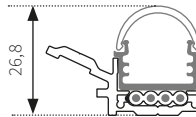
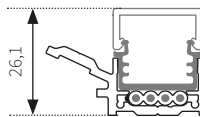
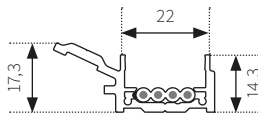
NP-S1



NP-S2



NP-S3



Übersicht Abmessungen und Einbaumaße mit dem Basisprofil G1

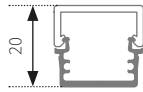
overview dimensions and installation dimensions with base profile G1

covers and lenses ▶

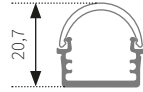


NP mounting profiles ▼

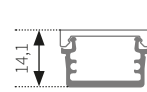
cover CS/CM/ILAF



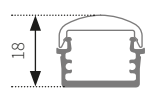
cover CR



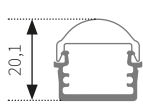
cover CF



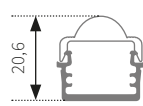
lens L9



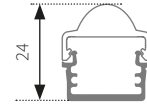
lens L6



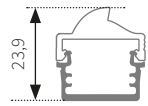
lens L3



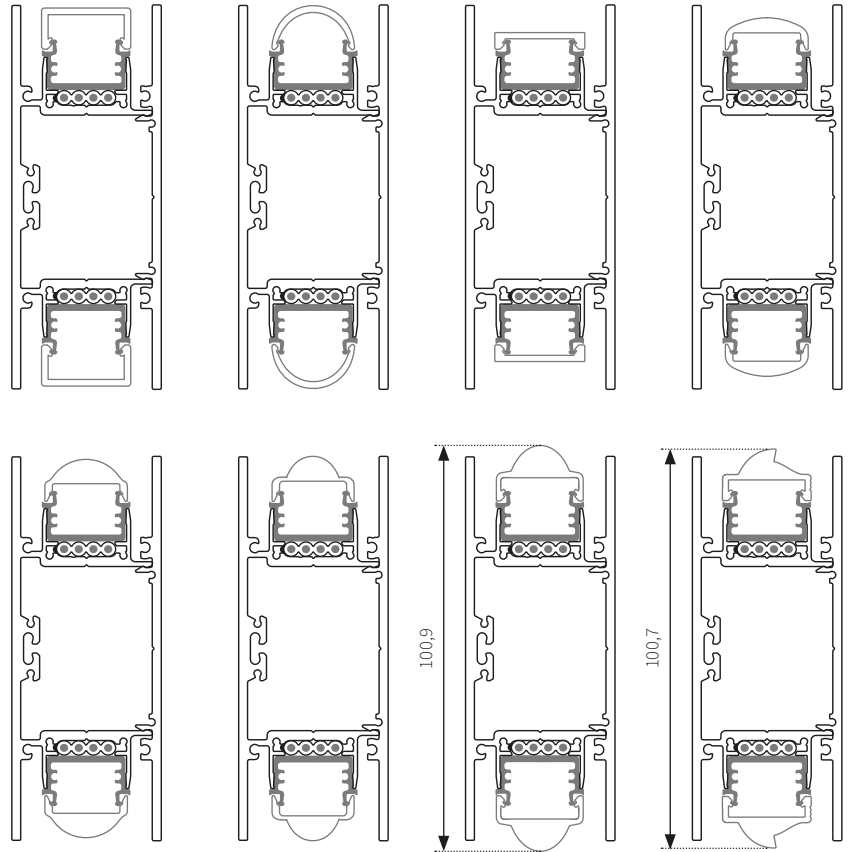
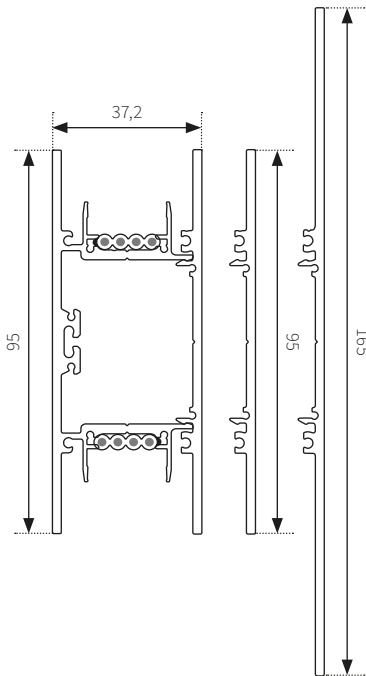
lens L1



lens LAF-2



NP-H1/H2



Übersicht Abmessungen und Einbaumaße mit dem Basisprofil G1

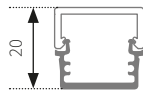
overview dimensions and installation dimensions with base profile G1

covers and lenses ▶

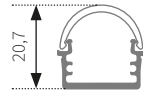


NP mounting profiles ▼

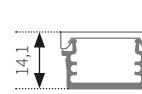
cover CS/CM/ILAF



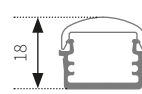
cover CR



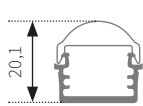
cover CF



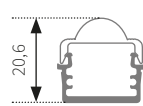
lens L9



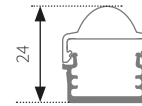
lens L6



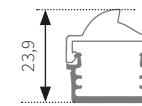
lens L3



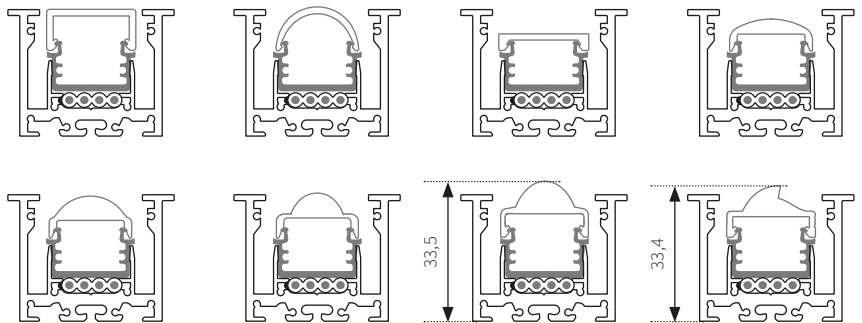
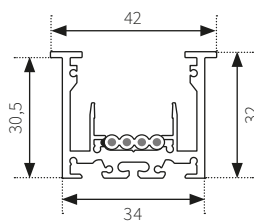
lens L1



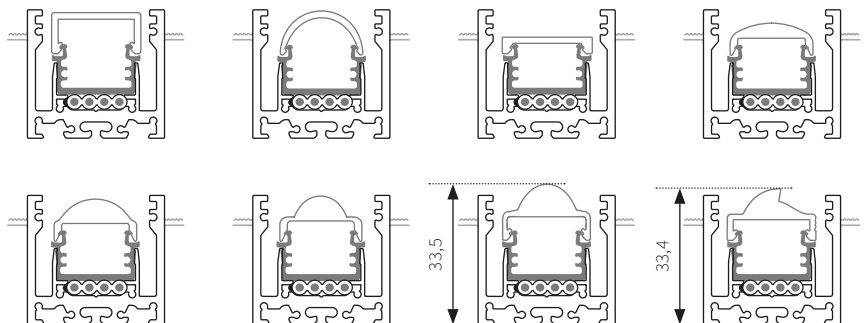
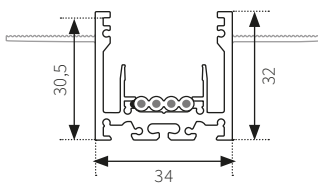
lens LAF-2



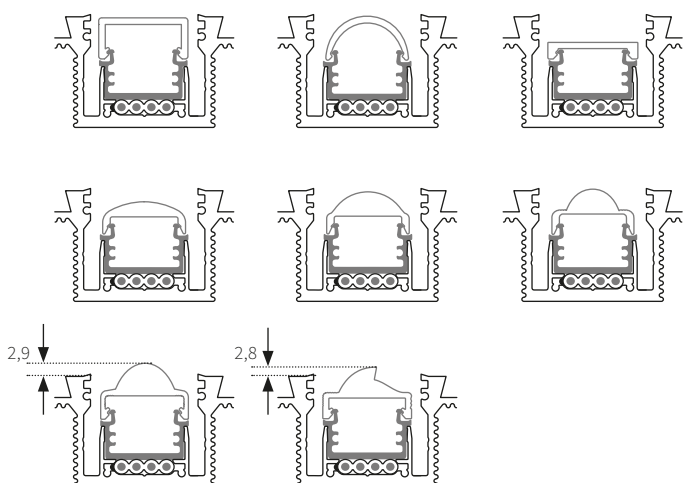
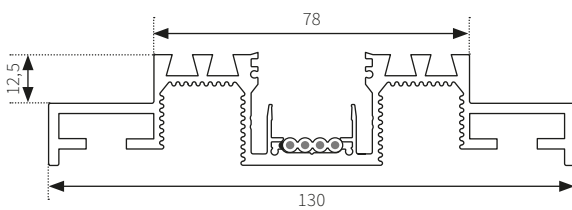
NP-R1



NP-R2/R4



NP-R3



Übersicht Abmessungen und Einbaumaße mit dem Basisprofil G1

overview dimensions and installation dimensions with base profile G1

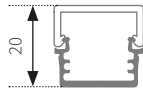
covers and lenses ▶



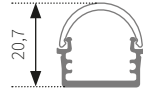
NP mounting profiles



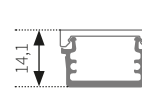
cover CS/CM/ILAF



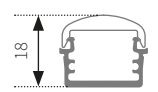
cover CR



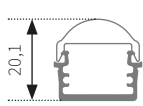
cover CF



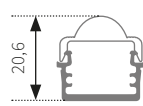
lens L9



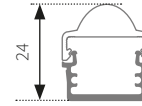
lens L6



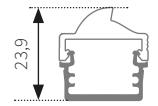
lens L3



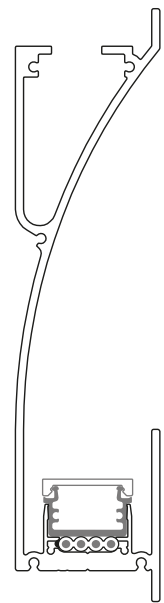
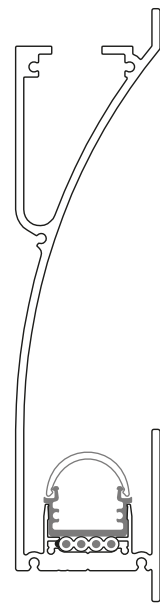
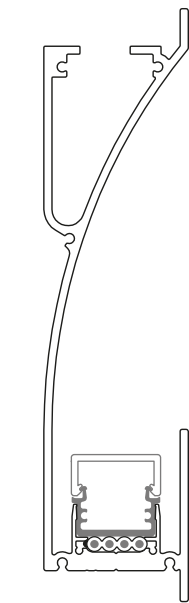
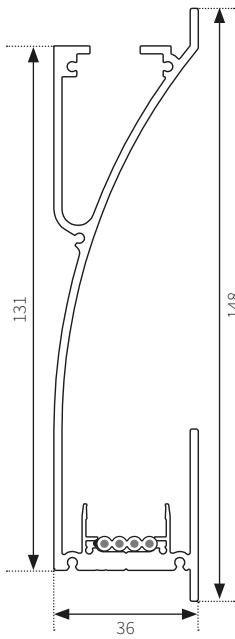
lens L1



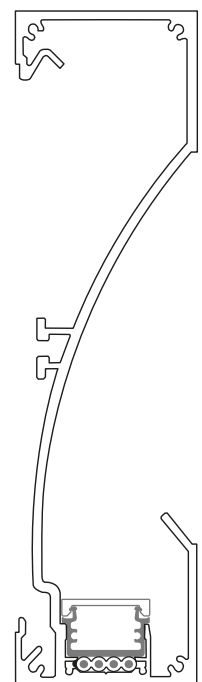
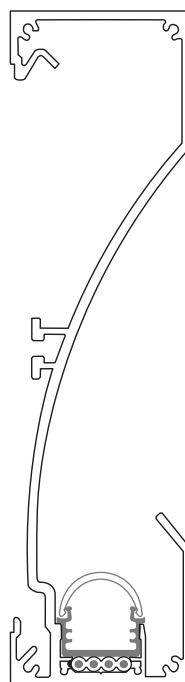
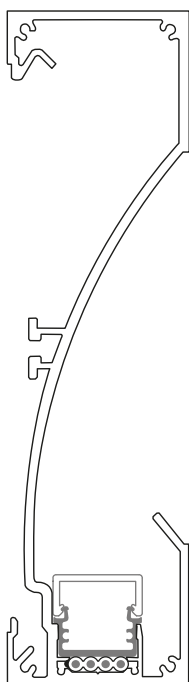
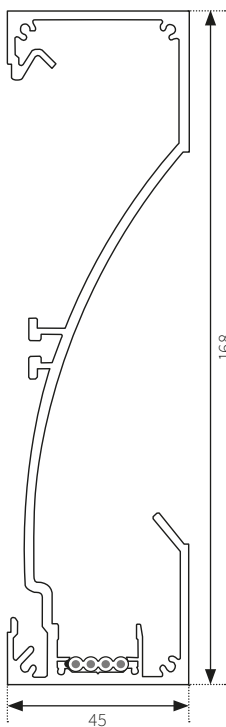
lens LAF-2



NP-I1



NP-I2



Übersicht Abmessungen und Einbaumaße mit dem Basisprofil G1

overview dimensions and installation dimensions with base profile G1

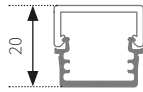
covers and lenses ▶



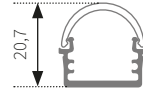
NP mounting profiles



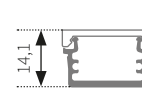
cover CS/CM/ILAF



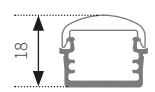
cover CR



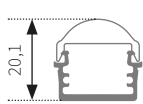
cover CF



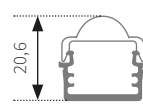
lens L9



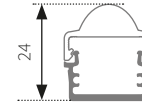
lens L6



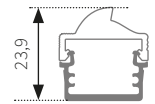
lens L3



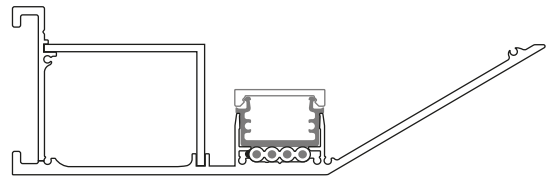
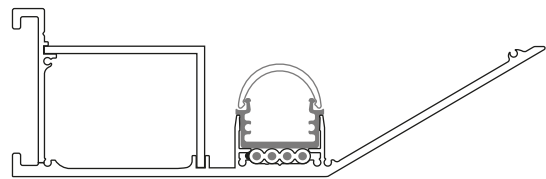
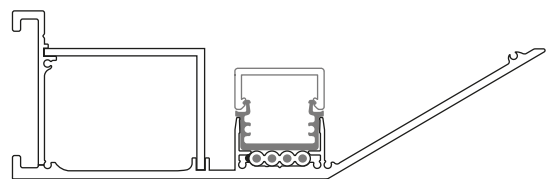
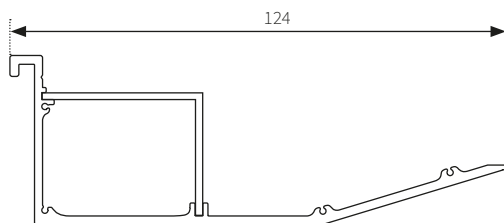
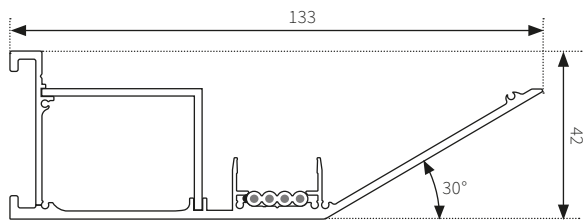
lens L1



lens LAF-2



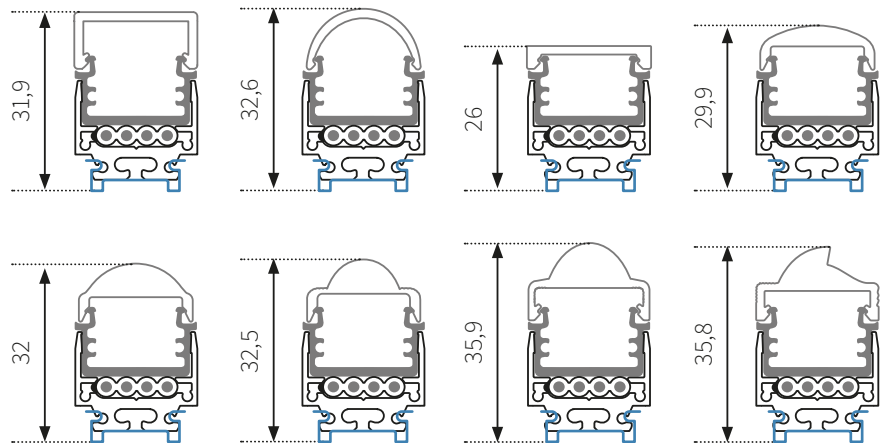
NP-W1/W2



Übersicht Abmessungen und Einbaumaße NP-S2 mit Montageclips mit dem Basisprofil G1
 overview dimensions and installation dimensions NP-S2 with mounting clips with base profile G1

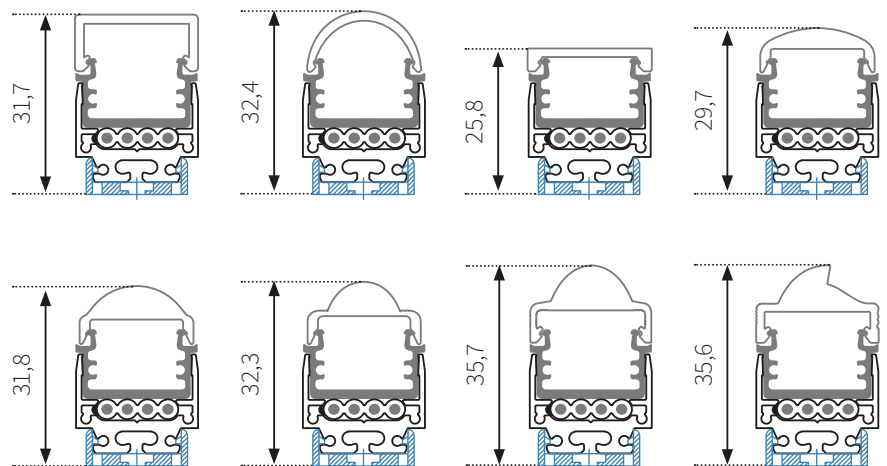
FL/SCLIP-0/0

Federclip 0°
 spring clip 0°



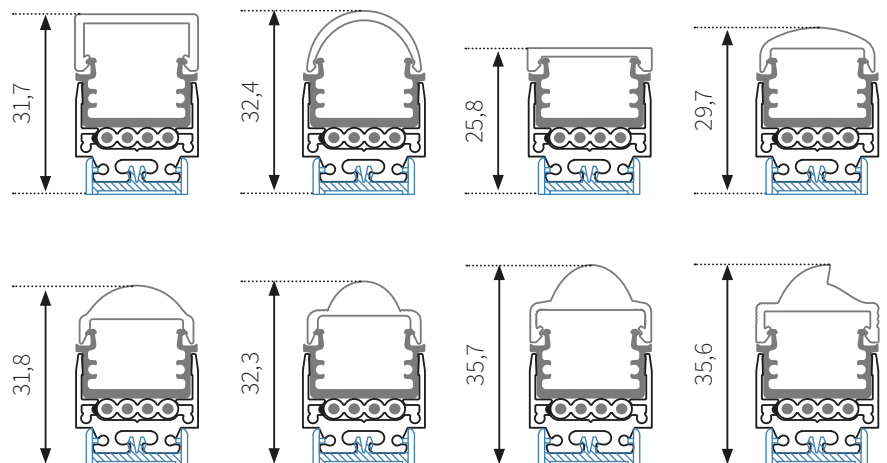
FL/CLIP-0/0

Montageclip 0°, ohne Zapfen gegen Gleiten
 mounting clip 0°, without stud to prevent sliding



FL/CLIP-1/0

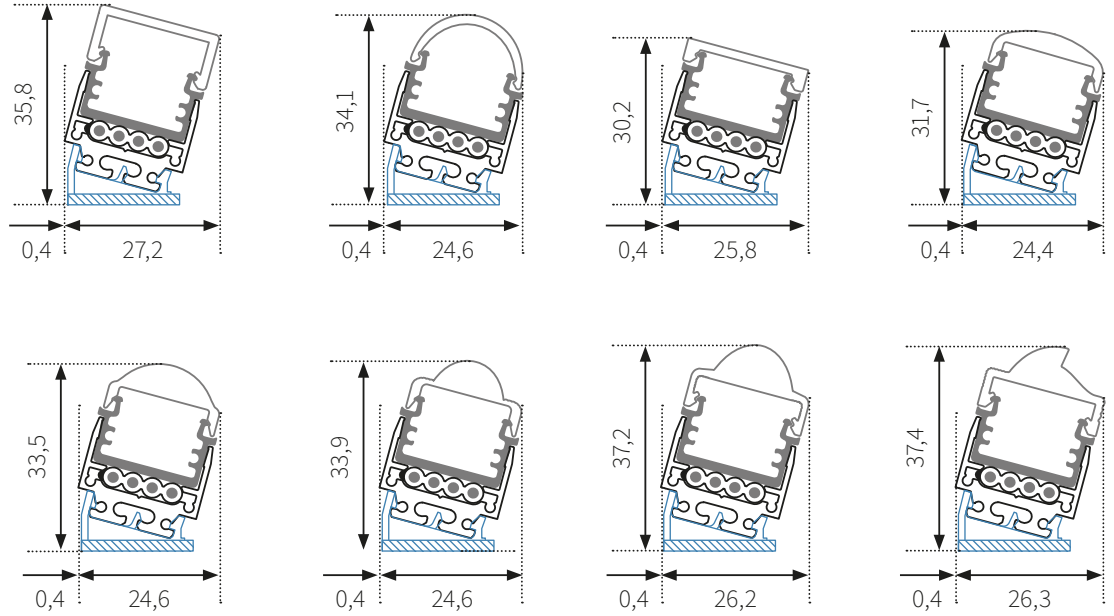
Montageclip 0°, mit Zapfen gegen Gleiten
 mounting clip 0°, with stud to prevent sliding



Übersicht Abmessungen und Einbaumaße NP-S2 mit Montageclips mit dem Basisprofil G1
 overview dimensions and installation dimensions NP-S2 with mounting clips with base profile G1

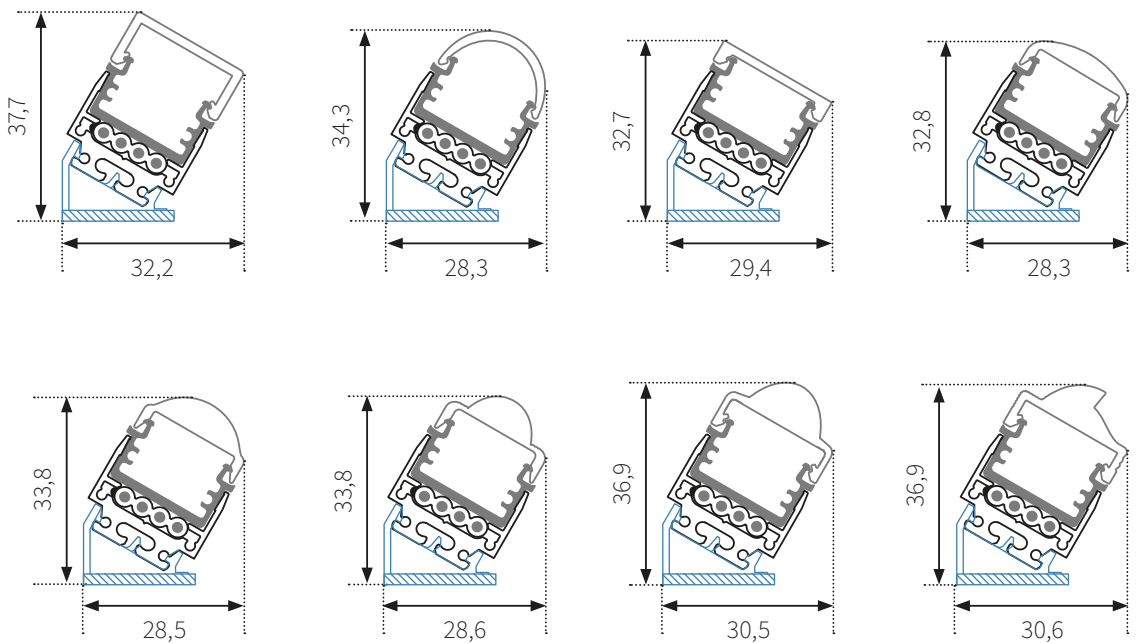
FL/CLIP-1/15

Montageclip 15°, mit Zapfen gegen Gleiten
 mounting clip 15°, with stud to prevent sliding



FL/CLIP-1/30

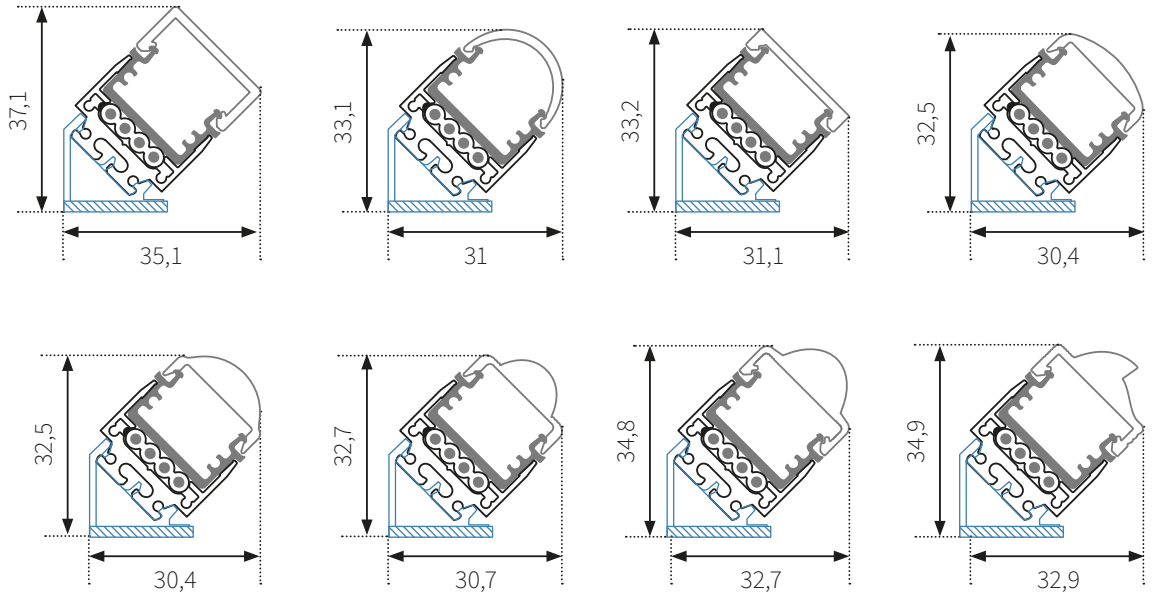
Montageclip 30°, mit Zapfen gegen Gleiten
 mounting clip 30°, with stud to prevent sliding



Übersicht Abmessungen und Einbaumaße NP-S2 mit Montageclips mit dem Basisprofil G1
 overview dimensions and installation dimensions NP-S2 with mounting clips with base profile G1

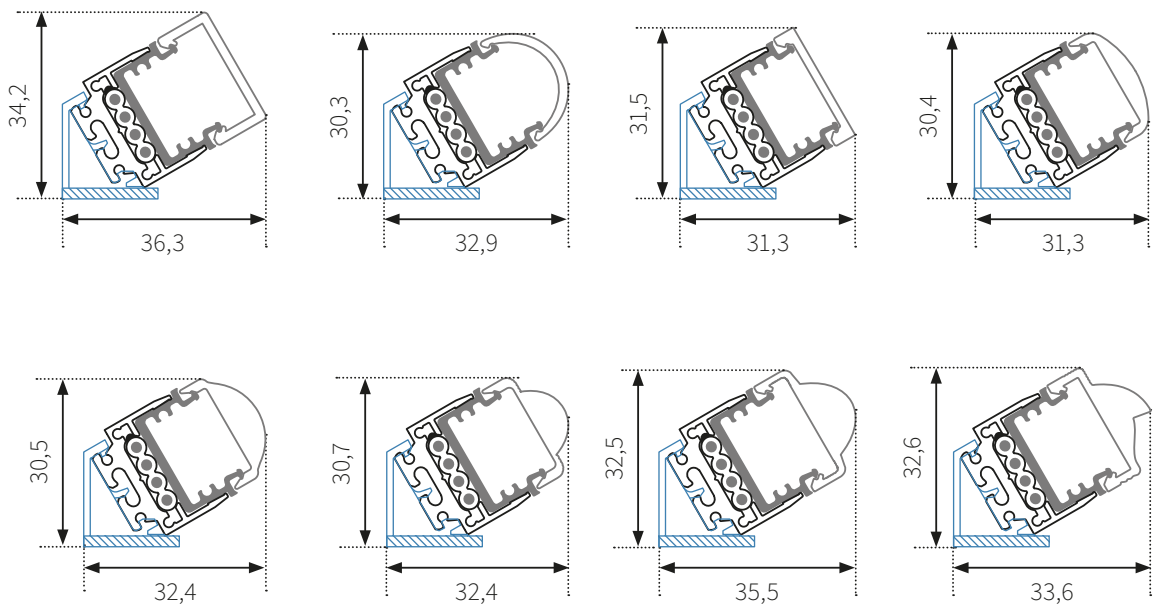
FL/CLIP-1/45

Montageclip 45°, mit Zapfen gegen Gleiten
 mounting clip 45°, with stud to prevent sliding



FL/CLIP-1/60

Montageclip 60°, mit Zapfen gegen Gleiten
 mounting clip 60°, with stud to prevent sliding





Allgemeine Geschäftsbedingungen

Unsere Allgemeinen Geschäftsbedingungen sind auf unseren Internet-Seiten unter folgender Adresse zu finden:
<https://flashaar.de/de/agb.php>

general terms and conditions of business

Our general terms and conditions of business can be found on our website at the following address:
<https://flashaar.de/de/agb.php>

Bestellinformationen

Erforderliche Angaben auf Ihrer Bestellung

- Produktname
- Vollständige Artikelnummer (inklusive den zu ergänzenden Angaben z. B. Lichtfarbe, Cover- oder Linsentyp usw.)
- gewünschte Lieferzeit
- Lieferadresse

Bestelladresse

FLASHAAR LEDLight GmbH & Co. KG
Gaustraße 13 –15
55411 Bingen am Rhein
Deutschland
FON +49 6721 9195-0
FAX +49 6721 9195-91
bestellung@ledlight.flashaar.com
<https://flashaar.de>

Versandkosten

Wir berechnen Ihnen ausschließlich die tatsächlich angefallenen Versandkosten. Je nach Auftragswert und Quantität fallen zusätzliche Verpackungskosten an.

delivery information

information required on your order

- product name
- complete item number (including specification codes e.g. light colour, cover or lens type etc.)
- required delivery period
- delivery address

ordering address

fLASHAAR LEDLight GmbH & Co. KG
Gaustraße 13 –15
55411 Bingen am Rhein
Germany
FON +49 6721 9195-0
FAX +49 6721 9195-91
order@ledlight.flashaar.com
<https://flashaar.de>

indicative value of shipping costs

Please note, we charge you only the actual delivery costs. Additional handling charges may be applied depending on order value and quantity.

Ausgabe

Stand: KW 27, 2023

Druckfehler, Irrtum und technische Änderungen sind vorbehalten.

edition

last status: week 27, 2023

Technical changes, errors and printing mistakes are reserved.