

Light efficiency:

120 Lumen/Watt

Light quality:

CRI: 93,1

Color temperature:


6778 K

Output: 1151 lm

Peak: 388 cd

Power: 9,6 W

PF: 1,0



Product name:

Pegasus-5_0510_965_Cover-Square-Transparent

Item number:

FL/L2C/09E/0510/965/CST

Date and time:

02.04.2025 15:15:56

Description:

Tolerances:

Lumen +/-4%

Candela +/-2,5%

Colour Temp +/-35 Kelvin

CRI +/-0,7

Angular Resolution: 1 Degree Step

Last Calibration 13.10.2023

Tester:

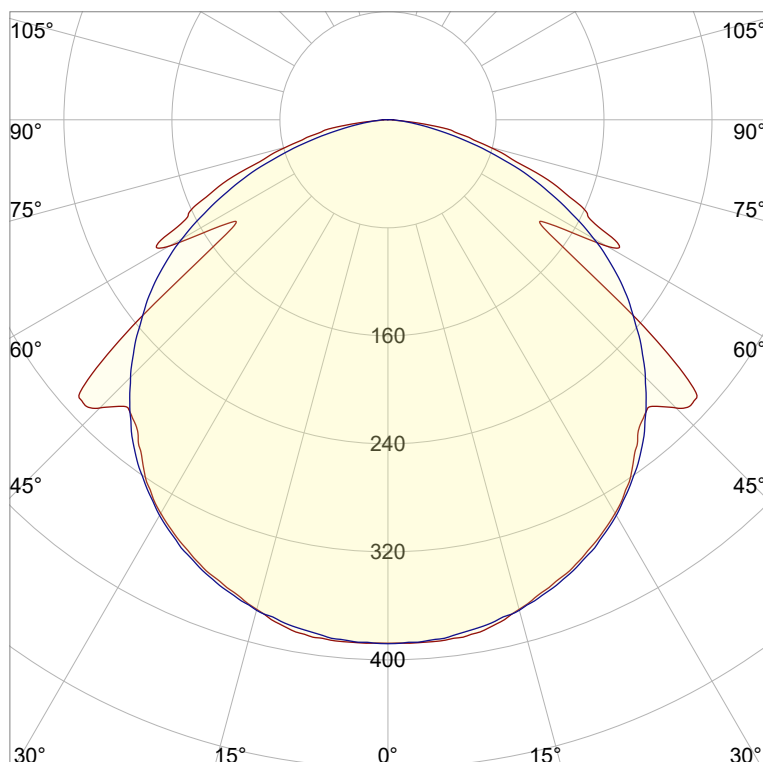
Peter Ulrich

Test Site:

Lichtlabor

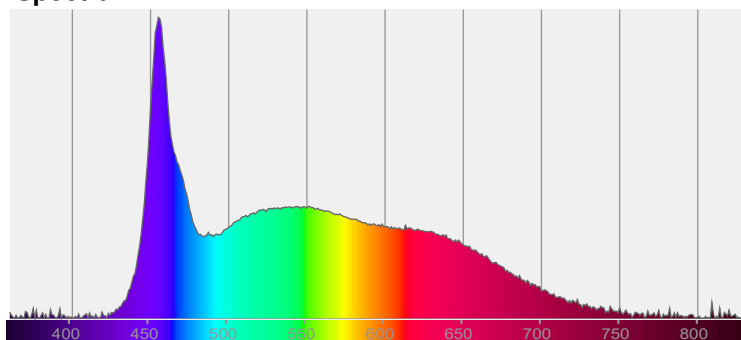
Gaustrasse 13

55411 Bingen am Rhein



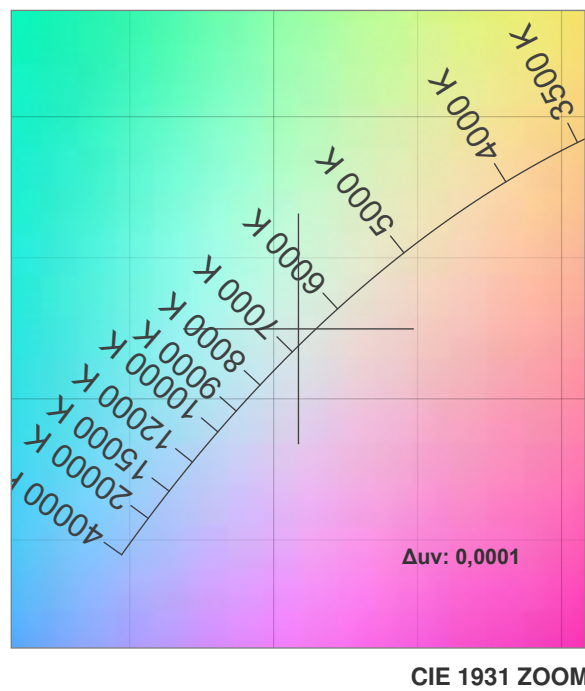
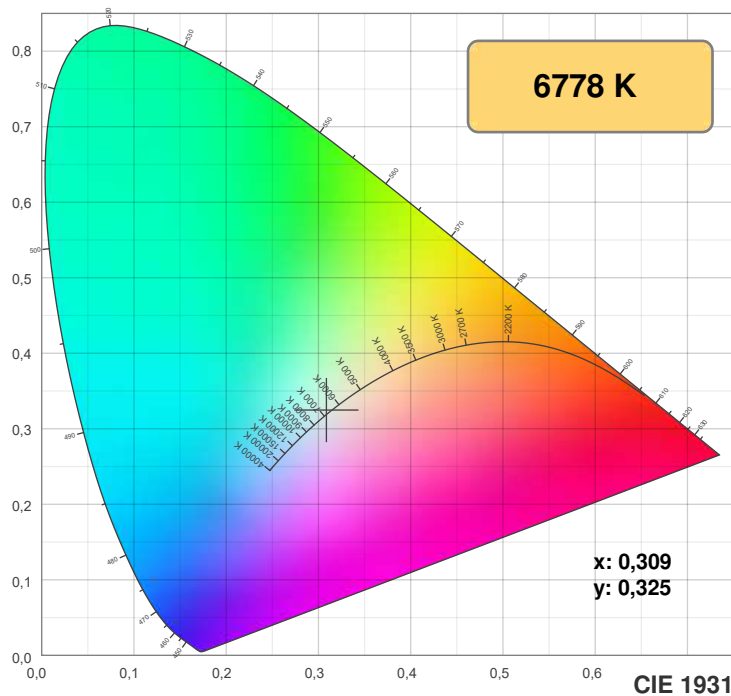
CIE 1931
x: 0,309
y: 0,325

Spectra

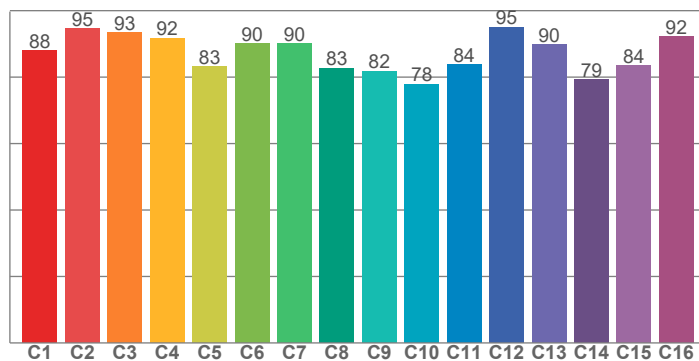


Power

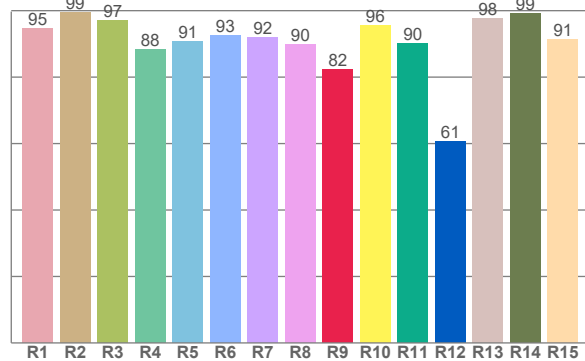
Voltage: 48,0 V
Current: 0,200 A
Frequency: 0 Hz



TM30: 87,2



CRI: 93,1 (R1-R8)



CRI R values, only R1-R8 are used to calculate final CRI value

R1	R2	R3	R4	R5	R6	R7	R8	R9	R10	R11	R12	R13	R14	R15
94,8	99,4	97,1	88,3	90,7	92,6	92,1	89,9	82,4	95,5	90,3	60,7	97,7	99,1	91,4

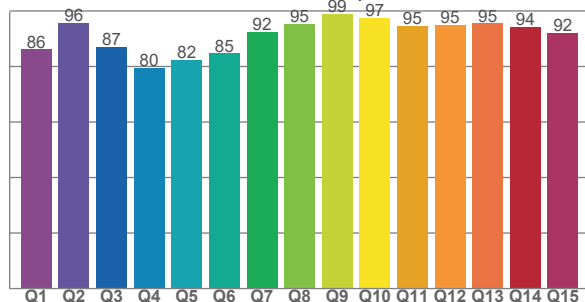
TM30 C values, 16 binned values out of total of 99 C values

C1	C2	C3	C4	C5	C6	C7	C8	C9	C10	C11	C12	C13	C14	C15	C16
88,0	94,5	93,4	91,8	83,2	90,1	90,1	82,7	81,8	77,9	83,8	95,1	89,9	79,4	83,5	92,2

CQS Q values

Q1	Q2	Q3	Q4	Q5	Q6	Q7	Q8	Q9	Q10	Q11	Q12	Q13	Q14	Q15
86,1	95,6	86,9	79,6	82,4	84,7	92,4	95,2	98,8	97,4	94,7	95,1	95,5	94,2	92,1

CQS: 89,7



Color parameters

Color temperature	Color rendering index	Red component	Color fidelity	Color gamut	Color quality scale	Color coordinate cie 1931	Color coordinate cie 1931	Color coordinate	Color coordinate	Color deviation from black body
CCT	CRI	CRI R9	TM30 Rf	TM30 Rg	CQS	x	y	u	v	Δuv
6778 K	93,1	82,4	87,2	95,7	89,7	0,309	0,325	0,197	0,310	0,0001

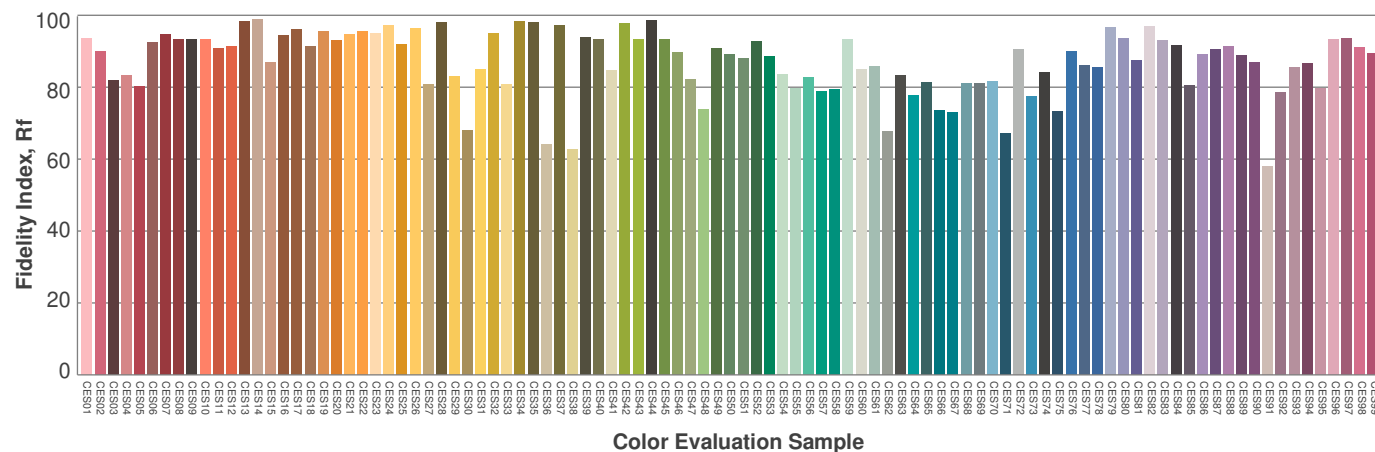

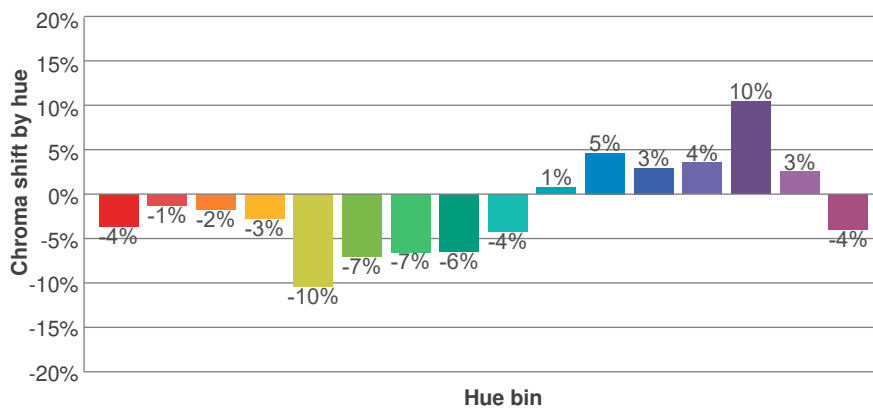
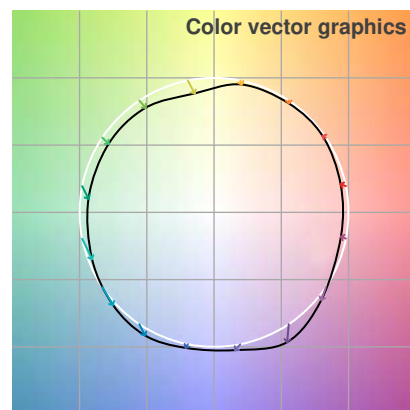
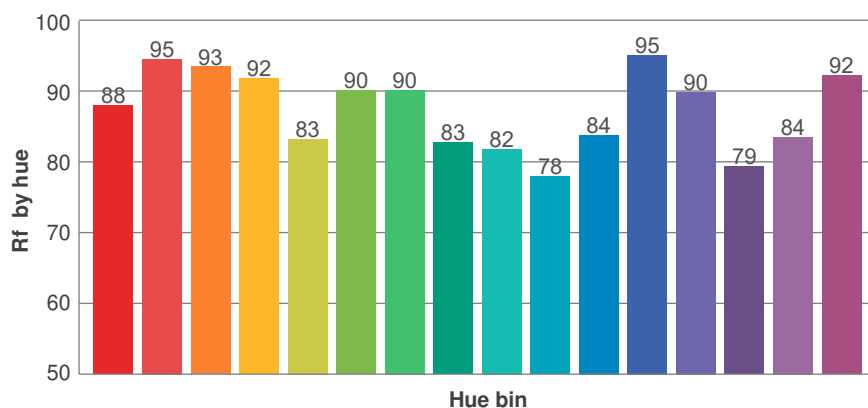
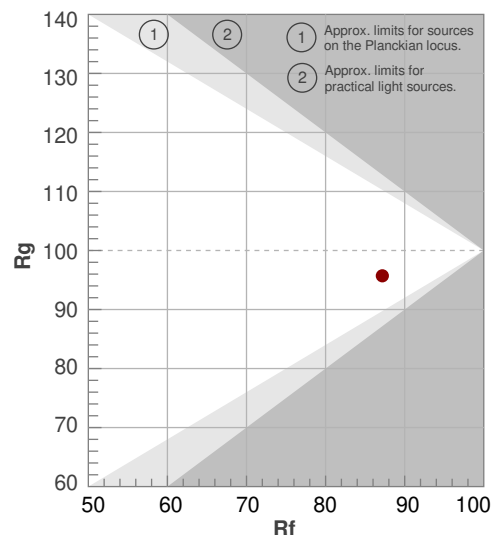
Rf 87,2

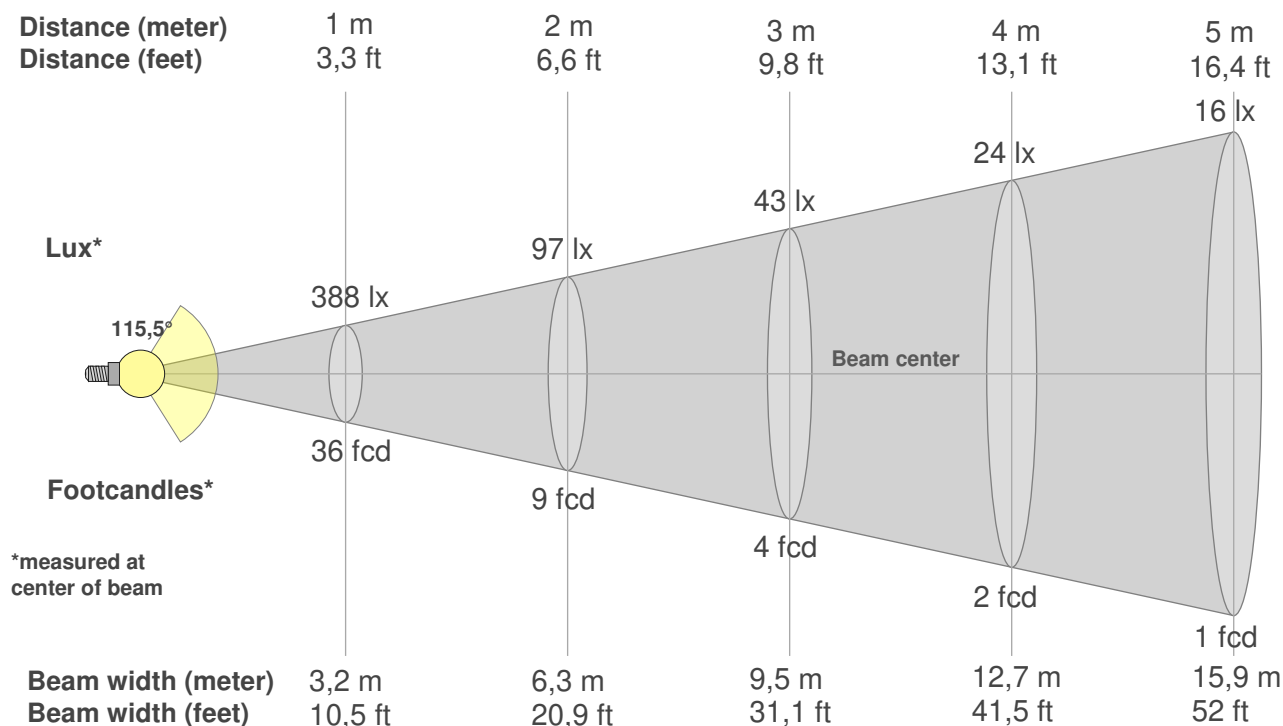
Fidelity index Rf

Rg 95,7

Gammut index Rg

Hue Bin	R _f	Graphic shifts (%)	
		Chroma	Hue
1	88	-4%	2%
2	95	-1%	2%
3	93	-2%	-1%
4	92	-3%	-2%
5	83	-10%	-3%
6	90	-7%	-1%
7	90	-7%	1%
8	83	-6%	8%
9	82	-4%	16%
10	78	1%	15%
11	84	5%	8%
12	95	3%	-1%
13	90	4%	-5%
14	79	10%	-8%
15	84	3%	-10%
16	92	-4%	1%





Beam intensities from 1-20m

1m	2m	3m	4m	5m	6m	7m	8m	9m	10m	11m	12m	13m	14m	15m	16m	17m	18m	19m	20m
3,3ft	6,6ft	9,8ft	13,1ft	16,4ft	19,7ft	23ft	26,2ft	29,5ft	32,8ft	36,1ft	39,4ft	42,7ft	45,9ft	49,2ft	52,5ft	55,8ft	59,1ft	62,3ft	65,6ft
388lx	97lx	43lx	24lx	16lx	11lx	8lx	6lx	5lx	4lx	3lx	3lx	2lx	2lx	2lx	2lx	1lx	1lx	1lx	1lx
36fcd	9fcd	4fcd	2,3fcd	1,4fcd	1fcd	0,7fcd	0,6fcd	0,4fcd	0,4fcd	0,3fcd	0,3fcd	0,2fcd	0,2fcd	0,2fcd	0,1fcd	0,1fcd	0,1fcd	0,1fcd	0,1fcd

Intensities in 0° c-plane

0°	5°	10°	15°	20°	25°	30°	35°	40°	45°	50°	55°	60°	65°	70°	75°	80°	85°	90°	95°
388	388	386	375	364	351	336	315	292	302	272	144	187	162	120	78	49	11	2	2
100%	100%	99%	97%	94%	91%	87%	81%	75%	78%	70%	37%	48%	42%	31%	20%	13%	3%	1%	0%

Intensities in 90° c-plane

0°	5°	10°	15°	20°	25°	30°	35°	40°	45°	50°	55°	60°	65°	70°	75°	80°	85°	90°	95°
388	386	382	376	366	354	338	319	296	270	241	211	176	137	98	59	28	10	2	2
100%	100%	99%	97%	94%	91%	87%	82%	76%	69%	62%	54%	45%	35%	25%	15%	7%	3%	0%	0%

Intensities in 180° c-plane

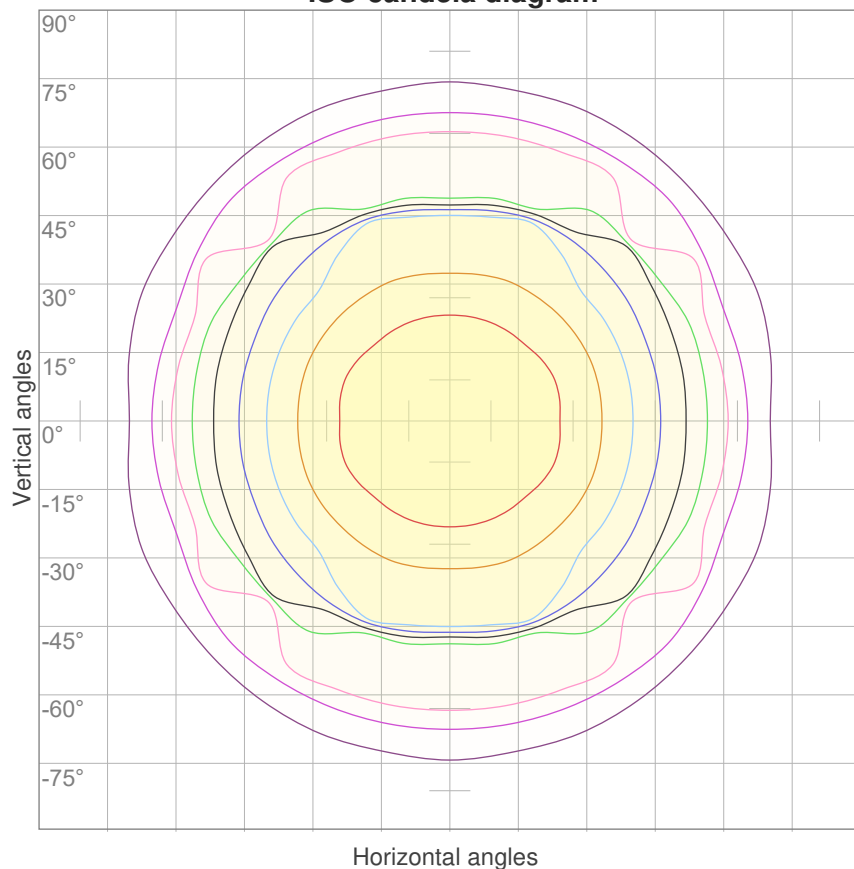
0°	5°	10°	15°	20°	25°	30°	35°	40°	45°	50°	55°	60°	65°	70°	75°	80°	85°	90°	95°
388	388	386	375	364	351	336	315	292	302	272	144	187	162	120	78	49	11	2	2
100%	100%	99%	97%	94%	91%	87%	81%	75%	78%	70%	37%	48%	42%	31%	20%	13%	3%	1%	0%

Intensities in 270° c-plane

0°	5°	10°	15°	20°	25°	30°	35°	40°	45°	50°	55°	60°	65°	70°	75°	80°	85°	90°	95°
388	386	382	376	366	354	338	319	296	270	241	211	176	137	98	59	28	10	2	2
100%	100%	99%	97%	94%	91%	87%	82%	76%	69%	62%	54%	45%	35%	25%	15%	7%	3%	0%	0%

Beam angle 50%	Field angle 10%	Cutoff angle 2,5%	Intensity ratio in 120° cone	Intensity ratio in 90° cone
115,5°	162,3°	173,3°	78,4%	53,1%

ISO candela diagram



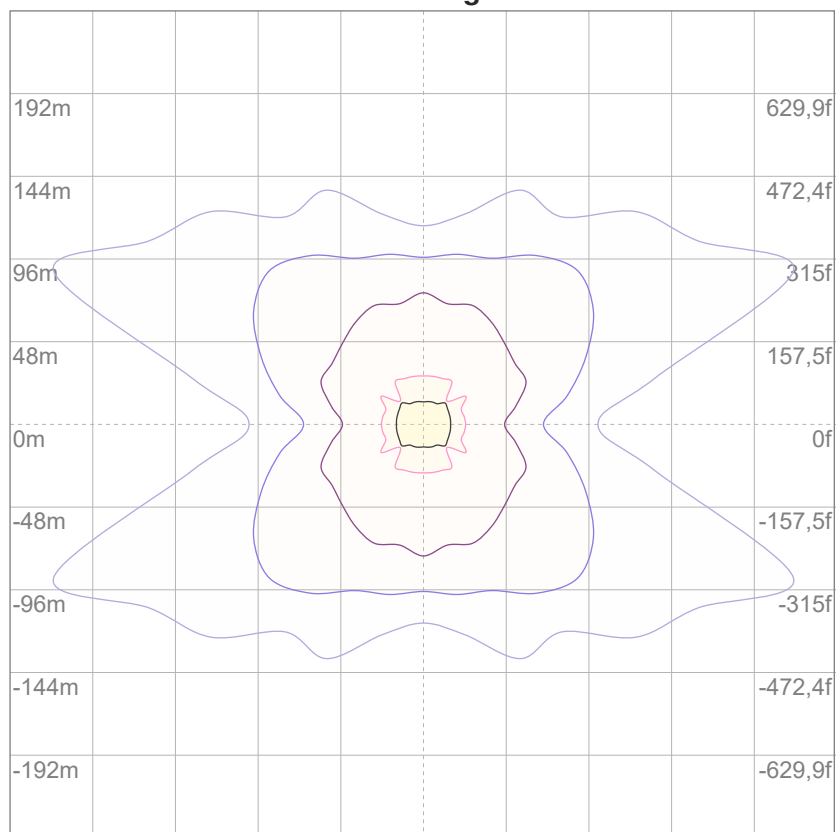
10%	39 cd
20%	78 cd
30%	116 cd
40%	155 cd
50%	194 cd
60%	233 cd
70%	272 cd
80%	310 cd
90%	349 cd

Conditions:

Number of c-planes: 16

Candela at center: 388 cd

ISO lux diagram



3%	0,116 lx
5%	0,194 lx
10%	0,388 lx
30%	1,16 lx
50%	1,94 lx

Conditions:

Number of c-planes: 16

Lux at center: 3,88 lx

*Lux distribution on a surface
when lamp is mounted at 10
meters from the surface.*

Glare Evaluation According to UGR

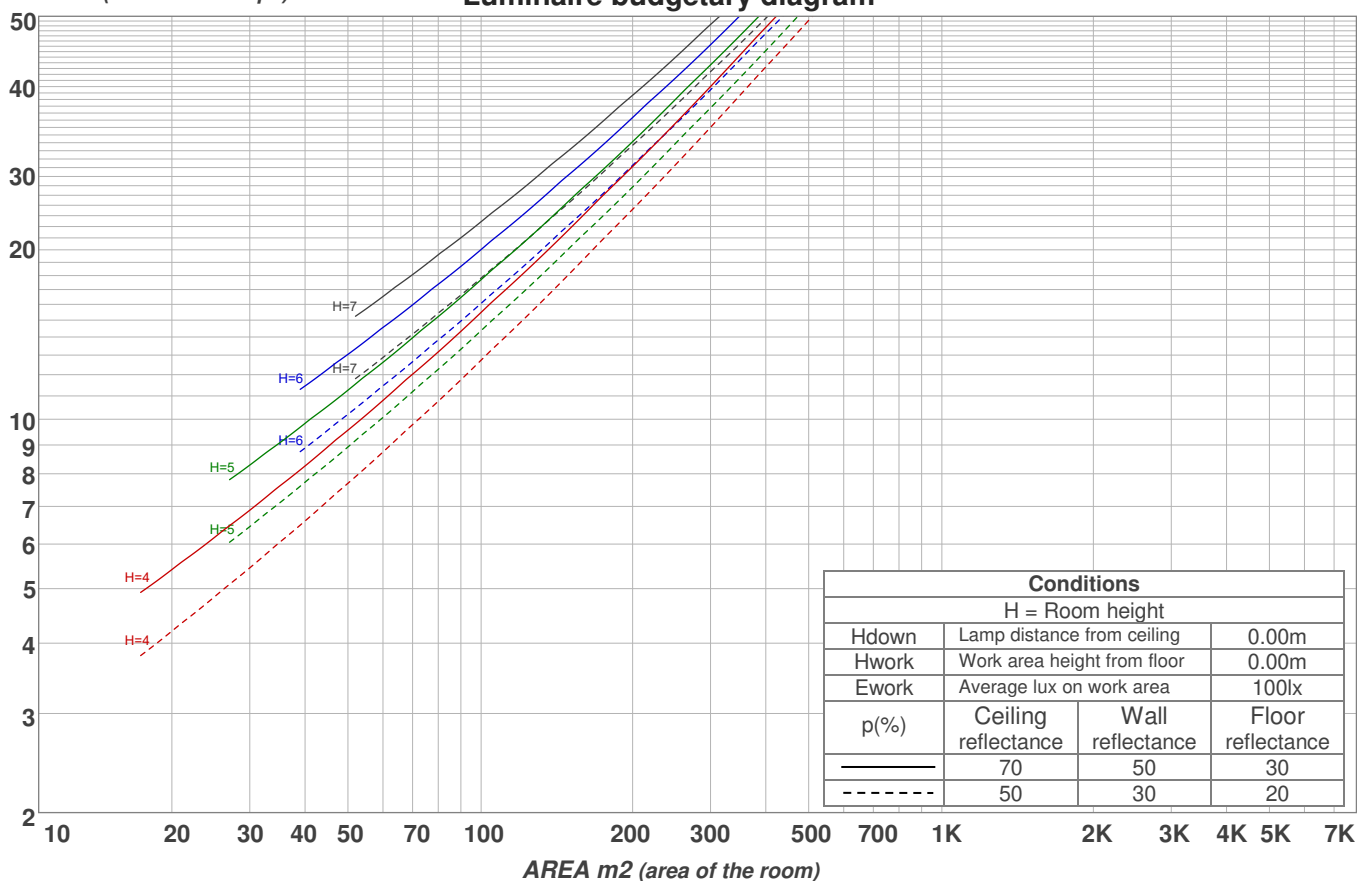
p Ceiling		70	70	50	50	30	70	70	50	50	30
p Walls		50	30	50	30	30	50	30	50	30	30
p Floor		20	20	20	20	20	20	20	20	20	20
Room size X Y		Viewing direction at right angles to lamp axis					Viewing direction parallel to lamp axis				
2H	2H	26,3	27,6	26,6	27,9	28,1	27,1	28,4	27,4	28,7	28,9
	3H	27,8	29,1	28,3	29,4	29,6	28,3	29,6	28,7	29,9	30,1
	4H	28,3	29,5	28,7	29,8	30,0	28,7	29,9	29,1	30,2	30,4
	6H	28,6	29,7	29,0	30,0	30,4	29,0	30,1	29,3	30,4	30,7
	8H	28,7	29,7	29,0	30,0	30,5	29,1	30,1	29,4	30,4	30,8
	12H	28,7	29,7	29,1	30,0	30,5	29,1	30,1	29,4	30,4	30,8
4H	2H	26,9	28,1	27,3	28,4	28,6	27,5	28,7	27,9	29,0	29,2
	3H	28,8	29,8	29,1	30,1	30,5	29,0	30,0	29,4	30,3	30,8
	4H	29,2	30,1	29,7	30,6	31,1	29,4	30,3	29,8	30,7	31,3
	6H	29,6	30,5	30,1	30,8	31,2	29,8	30,7	30,3	31,0	31,4
	8H	29,7	30,5	30,2	30,9	31,3	29,9	30,7	30,4	31,0	31,4
	12H	29,7	30,4	30,2	30,8	31,3	29,9	30,6	30,4	31,0	31,5
8H	4H	29,5	30,3	30,0	30,7	31,0	29,6	30,4	30,1	30,8	31,2
	6H	30,0	30,6	30,5	31,0	31,6	30,2	30,8	30,7	31,2	31,8
	8H	30,2	30,7	30,7	31,2	31,9	30,3	30,9	30,8	31,4	32,0
	12H	30,2	30,7	30,8	31,2	31,8	30,4	30,9	31,0	31,4	32,0
12H	4H	29,5	30,1	30,0	30,6	31,0	29,6	30,3	30,1	30,7	31,2
	6H	30,0	30,6	30,5	31,1	31,7	30,2	30,7	30,7	31,3	31,9
	8H	30,2	30,7	30,8	31,2	31,8	30,4	30,8	31,0	31,3	31,9
Variation of the observer position for the luminaire distance S											
S = 1.0H		0,3 / -0,3					0,1 / -0,1				
S = 1.5H		0,6 / -0,7					0,2 / -0,4				
S = 2.0H		0,9 / -0,6					0,7 / -0,9				
Standard table		n/a					n/a				
Correction summand		n/a					n/a				
Corrected glare indices referring to 1151 lm total luminous flux											

Coefficients of Utilization

Ceiling reflectance	80				70				50			30			10			0
Wall reflectance	70	50	30	10	70	50	30	10	50	30	10	50	30	10	50	30	10	0
Floor reflectance	20	20	20	20	20	20	20	20	20	20	20	20	20	20	20	20	20	0
RCR	(RCR: Room Cavity Ratio) Room Values are expressed as percentage of Lumens delivered to the task surface																	
0	119	119	119	119	116	116	116	116	111	111	111	106	106	106	102	102	102	99
1	109	104	99	96	106	101	98	94	97	94	91	93	90	88	89	87	85	83
2	99	90	83	78	96	88	82	77	85	79	75	81	77	73	78	75	71	69
3	90	79	71	64	87	78	70	64	75	68	63	72	66	61	69	64	60	58
4	82	70	61	54	80	69	60	54	66	59	53	64	58	52	61	56	52	49
5	76	63	54	47	73	61	53	47	59	52	46	57	51	45	55	49	45	43
6	70	56	47	41	68	55	47	41	53	46	40	52	45	40	50	44	39	37
7	65	51	42	36	63	50	42	36	49	41	35	47	40	35	46	40	35	33
8	60	46	38	32	58	46	38	32	44	37	32	43	36	31	42	36	31	29
9	56	43	34	29	55	42	34	29	41	34	28	40	33	28	39	33	28	26
10	53	39	31	26	51	39	31	26	38	31	26	37	30	26	36	30	26	24

LAMPS (number of lamps)

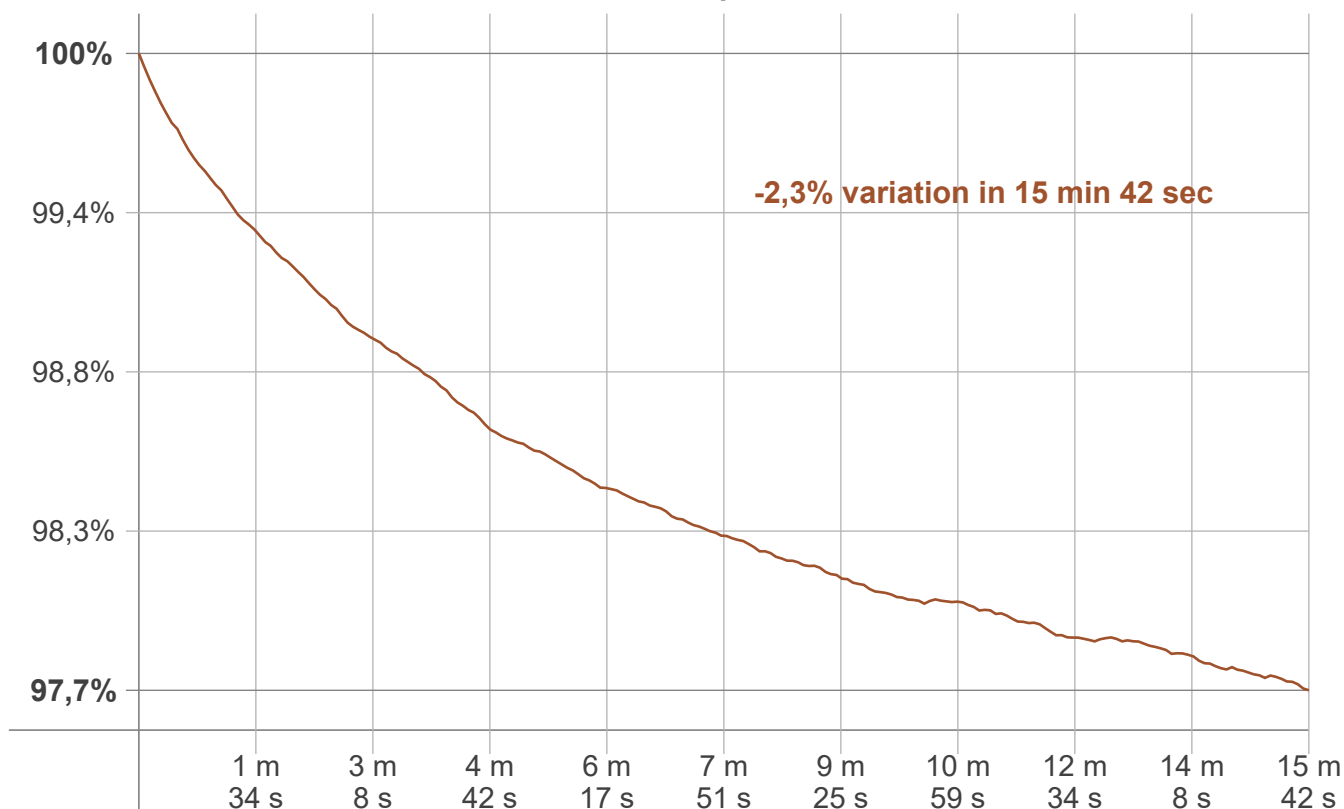
Luminaire budgetary diagram



Zonal Lumen Summary

0°-10°	10°-20°	20°-30°	30°-40°	40°-50°	50°-60°	60°-70°	70°-80°	80°-90°
36,9 lm	106 lm	163 lm	199 lm	215 lm	183 lm	141 lm	79,4 lm	21,4 lm
90°-100°	100°-110°	110°-120°	120°-130°	130°-140°	140°-150°	150°-160°	160°-170°	170°-180°
2,16 lm	1,09 lm	0,901 lm	0,814 lm	0,524 lm	0,283 lm	0,209 lm	0,128 lm	0,043 lm

Warmup curve



Warmup result

Warmup time:	Lamp stabilized in 15 min 42 sec
Warmup variation	-2,3%

Warmup conditions

Stable period:	15 min
Stable change max:	2,0%
Minimum time:	15 min

Color temperature change

CCT start	CCT change	CCT end
6747 K	+31 K	6778 K

Output change

Output start	Output change	Output end
1176 lm	-26 lm	1151 lm