

Light efficiency:

45 Lumen/Watt

Light quality:

CRI: 0,0

Color temperature:

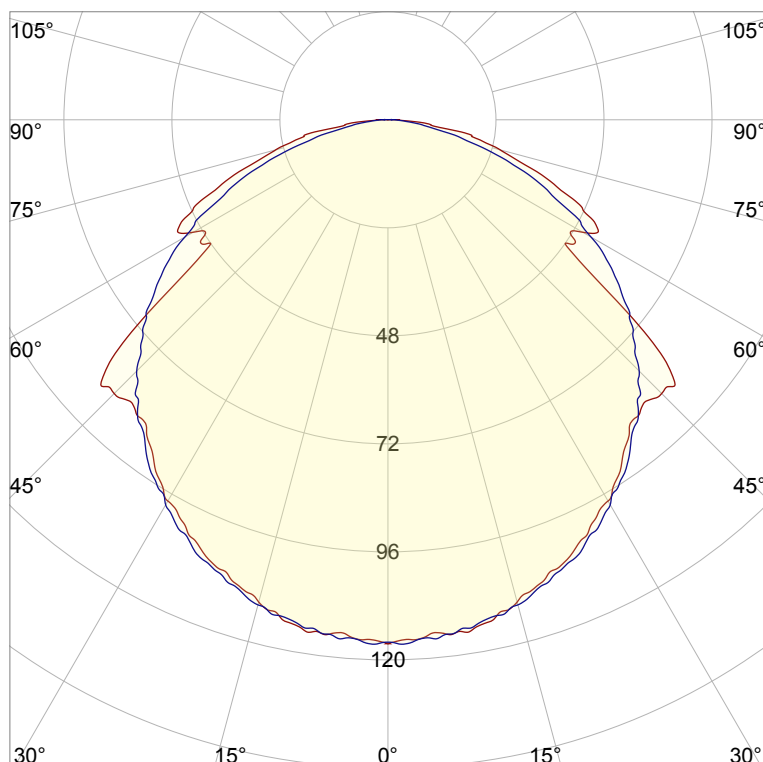
0 K

Output: 348 lm

Peak: 117 cd

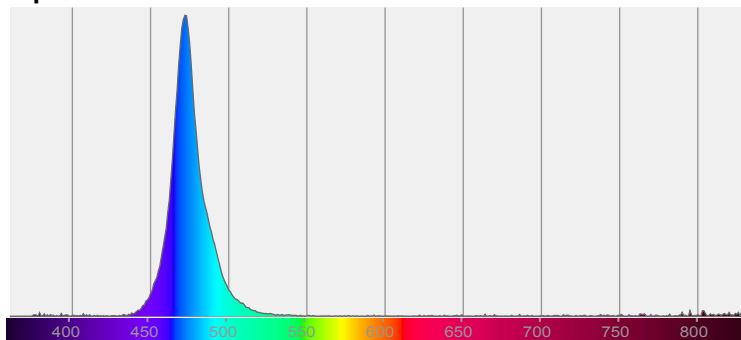
Power: 7,7 W

PF: 1,0



CIE 1931
x: 0,119
y: 0,098

Spectra



Power

Voltage: 48,0 V				
Current: 0,160 A				
Frequency: 0 Hz				

Product name:

Defiant-0508-XXB-CST

Item number:

FLNP/L22A0508/XXB/CST

Date and time:

30.06.2020 11:18:06

Description:

Rank: R2G2B4/RC2GA2BA5/A

Toleranzen:

Lumen +/-4%

Candela +/-2,5%

Colour Temp +/-35 K

CRI +/-0,7

Angular Resolution 1 Grad Step

Last Calibration 20.05.2020

Pruefer:

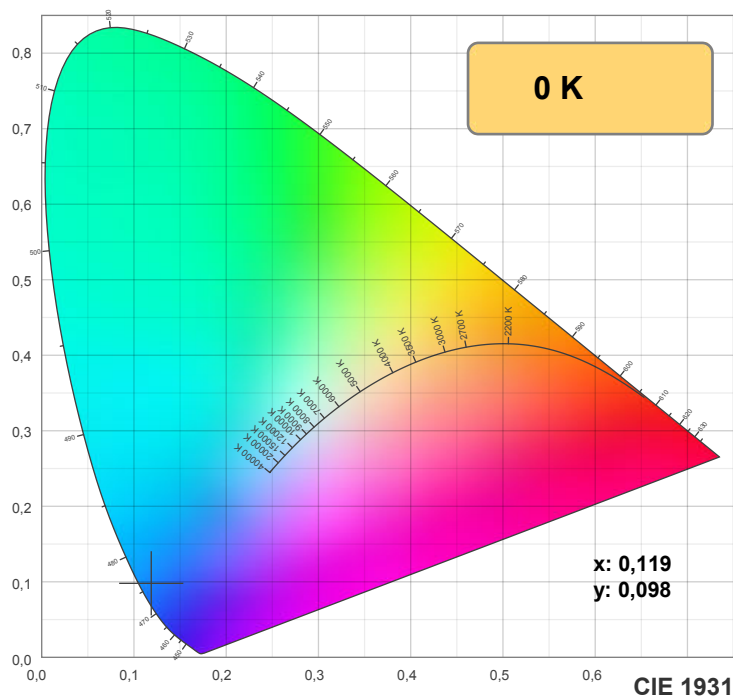
Peter Ulrich

Pruefort:

Lichtlabor

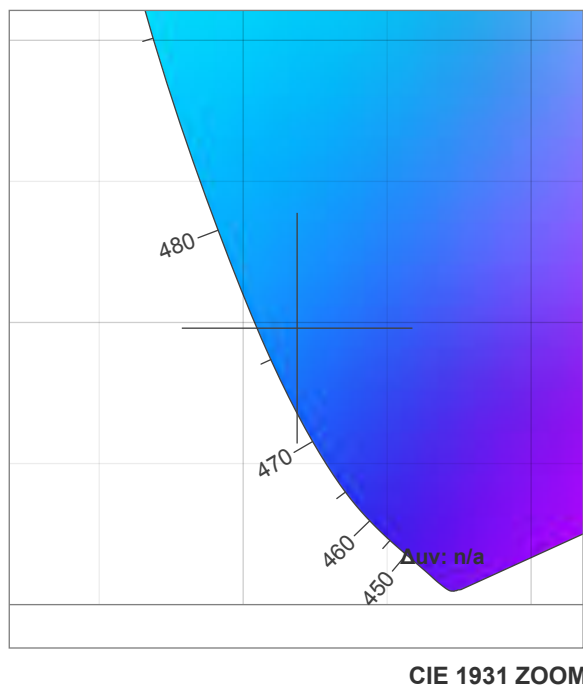
Gaustrasse 13

55411 Bingen am Rhein



TM30: 0,0

0	0	0	0	0	0	0	0	0	0	0	0	0	0	0	0
C1	C2	C3	C4	C5	C6	C7	C8	C9	C10	C11	C12	C13	C14	C15	C16



CRI: 0,0 (R1-R8)

0	0	0	0	0	0	0	0	0	0	0	0	0	0	0	0
R1	R2	R3	R4	R5	R6	R7	R8	R9	R10	R11	R12	R13	R14	R15	

CQS: 0,0

0	0	0	0	0	0	0	0	0	0	0	0	0	0	0	0
Q1	Q2	Q3	Q4	Q5	Q6	Q7	Q8	Q9	Q10	Q11	Q12	Q13	Q14	Q15	

CRI R values, only R1-R8 are used to calculate final CRI value

R1	R2	R3	R4	R5	R6	R7	R8	R9	R10	R11	R12	R13	R14	R15
0,0	0,0	0,0	0,0	0,0	0,0	0,0	0,0	0,0	0,0	0,0	0,0	0,0	0,0	0,0

TM30 C values, 16 binned values out of total of 99 C values

C1	C2	C3	C4	C5	C6	C7	C8	C9	C10	C11	C12	C13	C14	C15	C16
0,0	0,0	0,0	0,0	0,0	0,0	0,0	0,0	0,0	0,0	0,0	0,0	0,0	0,0	0,0	0,0

CQS Q values

Q1	Q2	Q3	Q4	Q5	Q6	Q7	Q8	Q9	Q10	Q11	Q12	Q13	Q14	Q15
0,0	0,0	0,0	0,0	0,0	0,0	0,0	0,0	0,0	0,0	0,0	0,0	0,0	0,0	0,0

Color parameters

Color temperature	Color rendering index	Red component	Color fidelity	Color gamut	Color quality scale	Color coordinate cie 1931	Color coordinate cie 1931	Color coordinate	Color coordinate	Color deviation from black body
CCT	CRI	CRI R9	TM30 Rf	TM30 Rg	CQS	x	y	u	v	Δuv
0 K	0,0	0,0	0,0	0,0	0,0	0,119	0,098	0,121	0,149	n/a

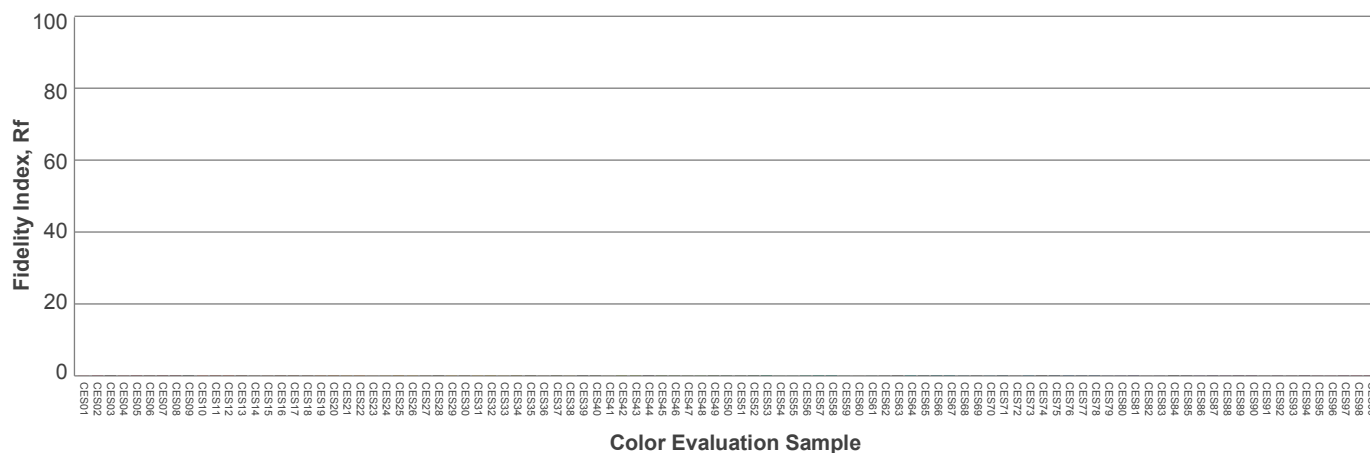

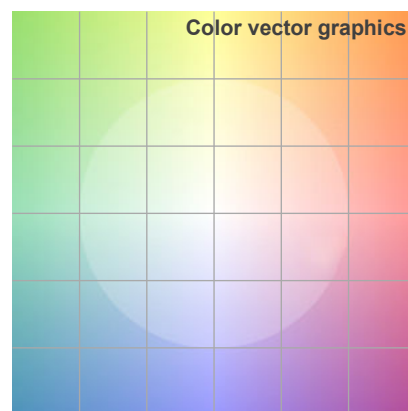
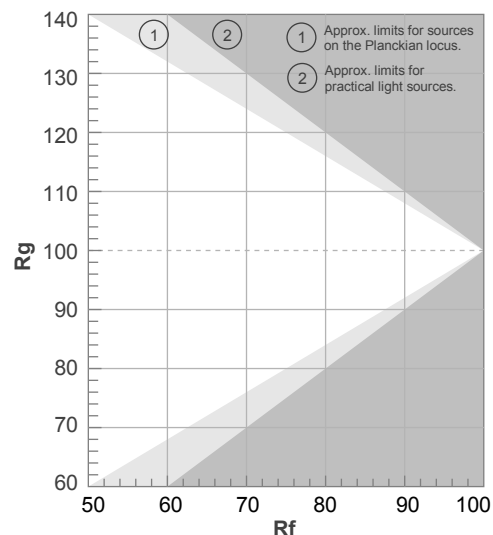
Rf 0,0

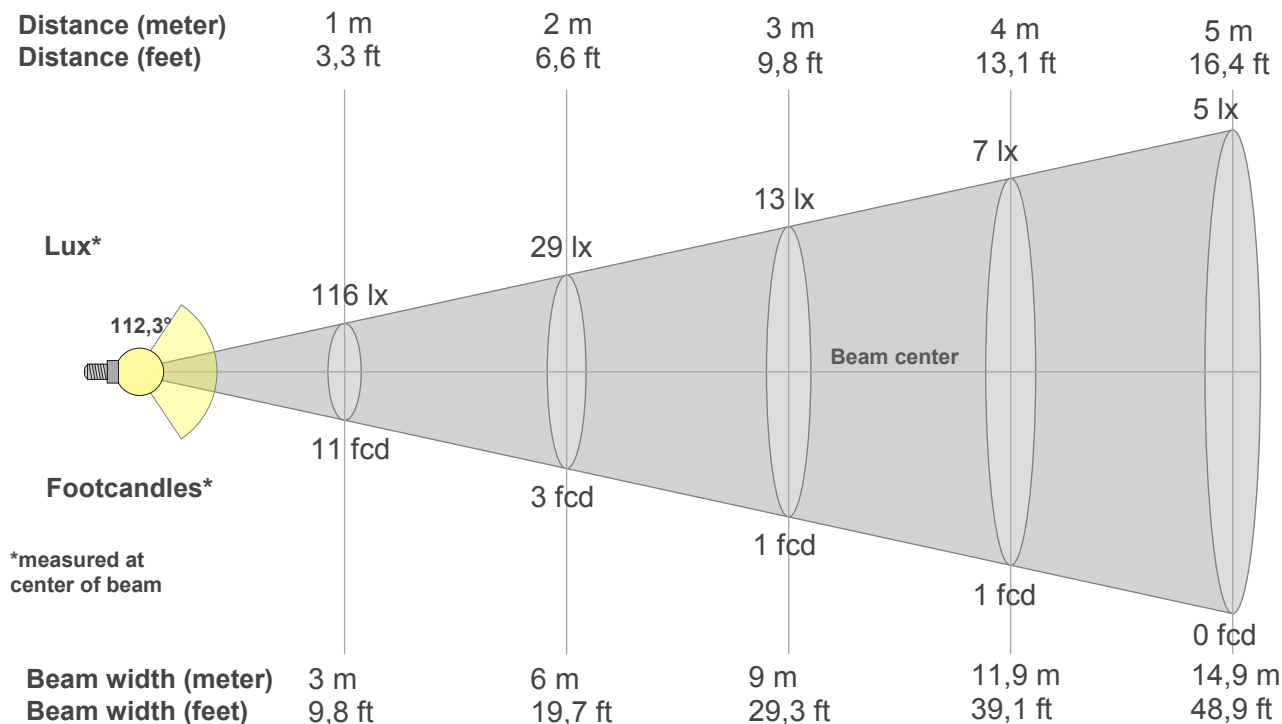
Fidelity index Rf

Rg 0,0

Gammut index Rg

		Graphic shifts (%)	
Hue Bin	R _f	Chroma	Hue
1	0	0%	0%
2	0	0%	0%
3	0	0%	0%
4	0	0%	0%
5	0	0%	0%
6	0	0%	0%
7	0	0%	0%
8	0	0%	0%
9	0	0%	0%
10	0	0%	0%
11	0	0%	0%
12	0	0%	0%
13	0	0%	0%
14	0	0%	0%
15	0	0%	0%
16	0	0%	0%





Beam intensities from 1-20m

1m	2m	3m	4m	5m	6m	7m	8m	9m	10m	11m	12m	13m	14m	15m	16m	17m	18m	19m	20m
3,3ft	6,6ft	9,8ft	13,1ft	16,4ft	19,7ft	23ft	26,2ft	29,5ft	32,8ft	36,1ft	39,4ft	42,7ft	45,9ft	49,2ft	52,5ft	55,8ft	59,1ft	62,3ft	65,6ft
116lx	29lx	13lx	7lx	5lx	3lx	2lx	2lx	1lx	1lx	1lx	1lx	1lx	1lx	1lx	0lx	0lx	0lx	0lx	0lx
10,8fcd	2,7fcd	1,2fcd	0,7fcd	0,4fcd	0,3fcd	0,2fcd	0,2fcd	0,1fcd	0,1fcd	0,1fcd	0,1fcd	0,1fcd	0,1fcd	0,1fcd	0fcd	0fcd	0fcd	0fcd	0fcd

Intensities in 0° c-plane

0°	5°	10°	15°	20°	25°	30°	35°	40°	45°	50°	55°	60°	65°	70°	75°	80°	85°	90°	95°
116	114	114	111	107	103	98	91	86	86	76	48	50	48	37	26	18	8	1	1
100%	99%	99%	96%	92%	88%	84%	79%	74%	74%	66%	42%	43%	41%	32%	22%	15%	7%	1%	1%

Intensities in 90° c-plane

0°	5°	10°	15°	20°	25°	30°	35°	40°	45°	50°	55°	60°	65°	70°	75°	80°	85°	90°	95°
116	116	114	112	108	104	99	93	86	79	71	62	52	41	30	18	9	4	1	0
100%	100%	98%	96%	93%	90%	85%	80%	75%	68%	61%	54%	45%	35%	26%	16%	8%	3%	1%	0%

Intensities in 180° c-plane

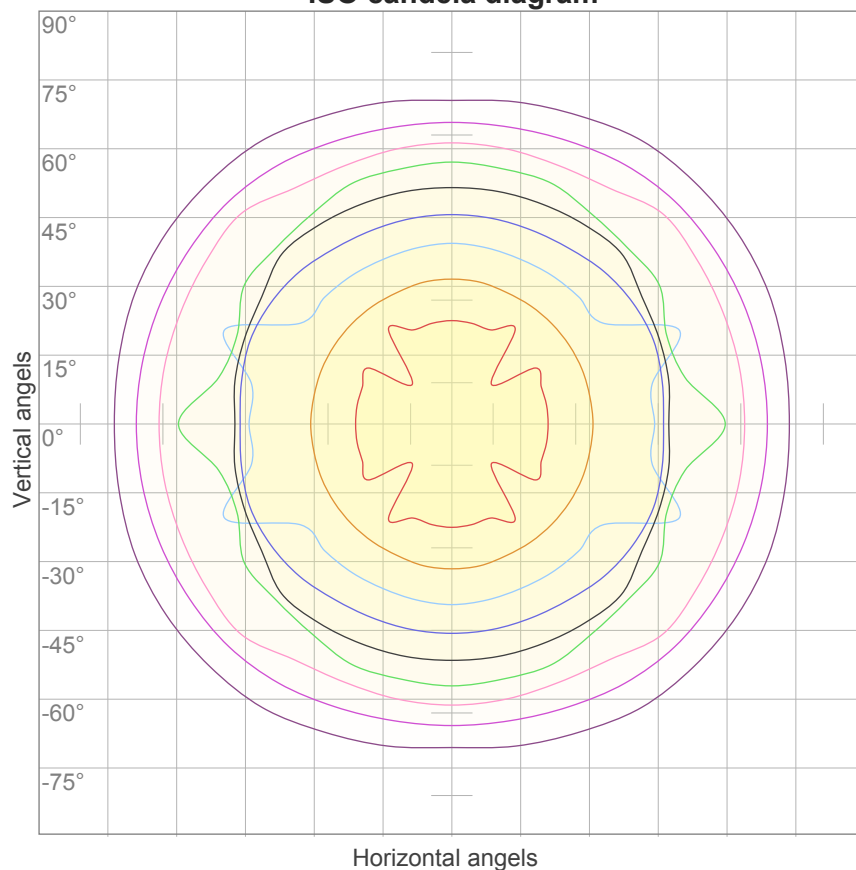
0°	5°	10°	15°	20°	25°	30°	35°	40°	45°	50°	55°	60°	65°	70°	75°	80°	85°	90°	95°
116	114	114	111	107	103	98	91	86	86	76	48	50	48	37	26	18	8	1	1
100%	99%	99%	96%	92%	88%	84%	79%	74%	74%	66%	42%	43%	41%	32%	22%	15%	7%	1%	1%

Intensities in 270° c-plane

0°	5°	10°	15°	20°	25°	30°	35°	40°	45°	50°	55°	60°	65°	70°	75°	80°	85°	90°	95°
116	116	114	112	108	104	99	93	86	79	71	62	52	41	30	18	9	4	1	0
100%	100%	98%	96%	93%	90%	85%	80%	75%	68%	61%	54%	45%	35%	26%	16%	8%	3%	1%	0%

Beam angle 50%	Field angle 10%	Cutoff angle 2,5%	Intensity ratio in 120° cone	Intensity ratio in 90° cone
112,3°	163,4°	179,4°	75,8%	51,2%

ISO candela diagram



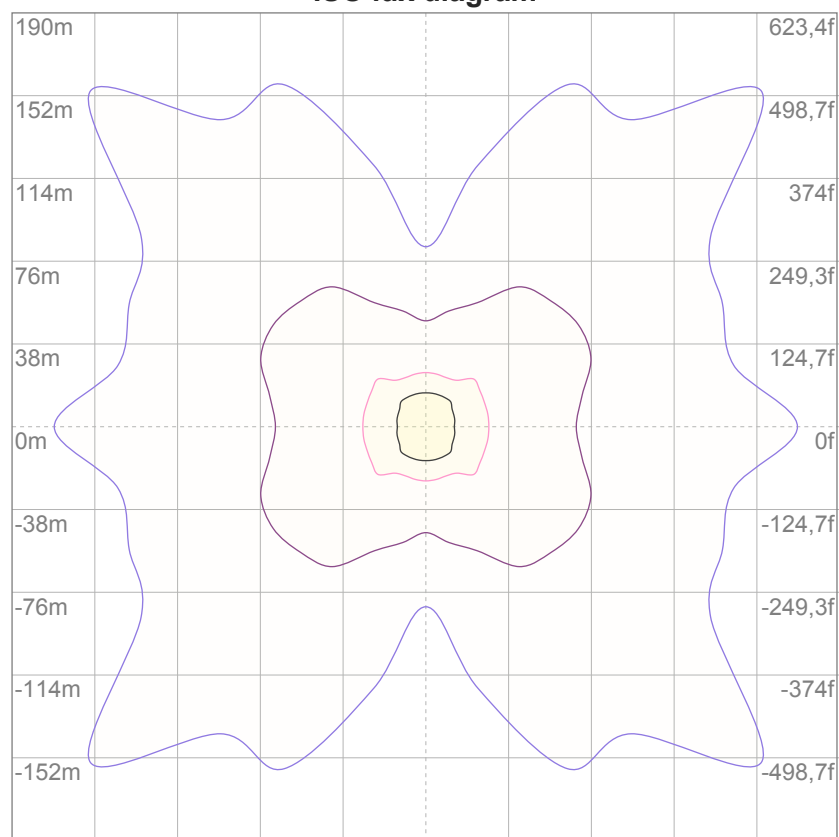
10%	12 cd
20%	23 cd
30%	35 cd
40%	46 cd
50%	58 cd
60%	70 cd
70%	81 cd
80%	93 cd
90%	104 cd

Conditions:

Number of c-planes: 16

Candela at center: 116 cd

ISO lux diagram



3%	34,8m lx
5%	58,0m lx
10%	0,116 lx
30%	0,348 lx
50%	0,580 lx

Conditions:

Number of c-planes: 16

Lux at center: 1,16 lx

*Lux distribution on a surface
when lamp is mounted at 10
meters from the surface.*

Glare Evaluation According to UGR

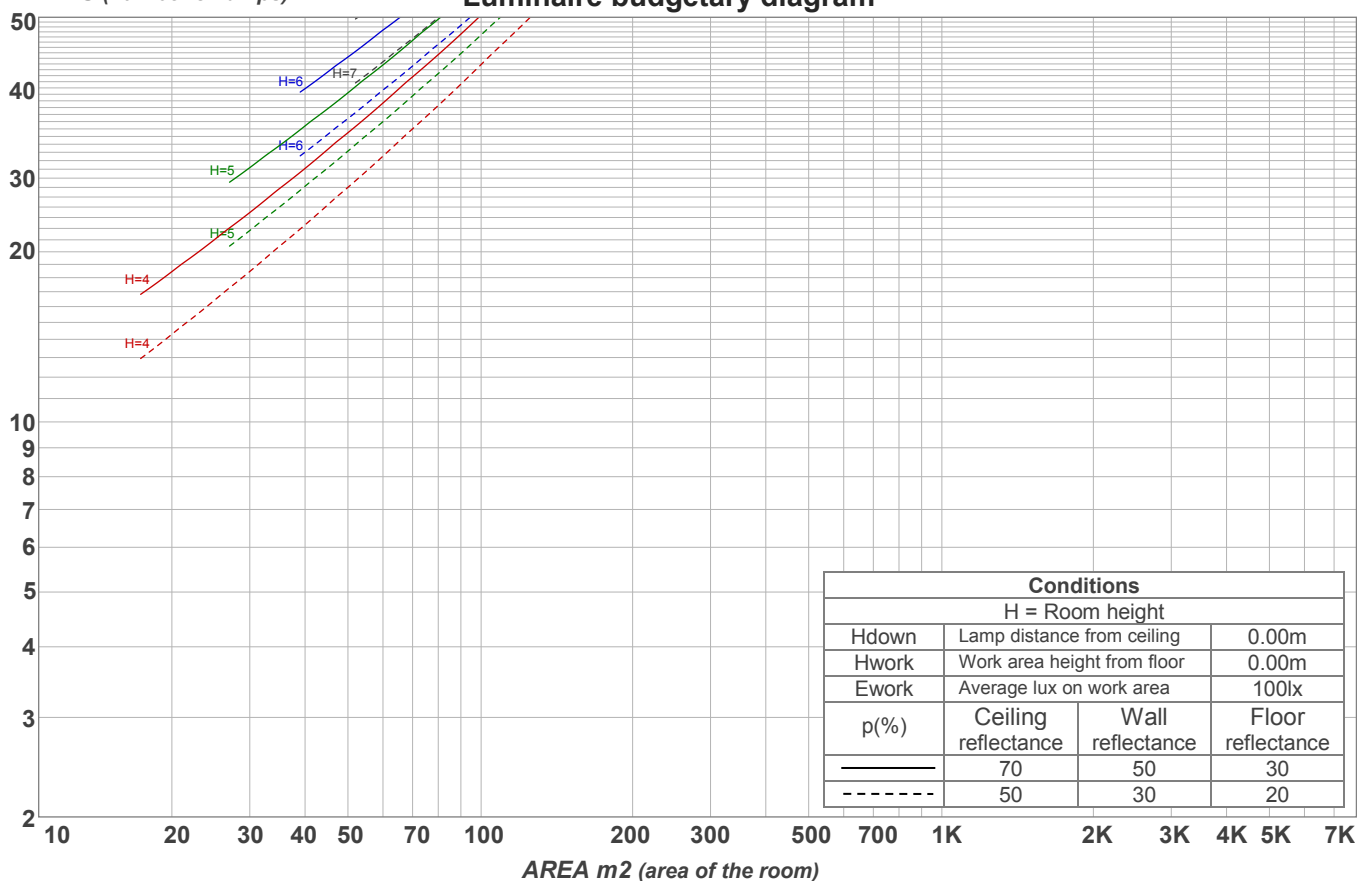
p Ceiling		70	70	50	50	30	70	70	50	50	30
p Walls		50	30	50	30	30	50	30	50	30	30
p Floor		20	20	20	20	20	20	20	20	20	20
Room size X Y		Viewing direction at right angles to lamp axis					Viewing direction parallel to lamp axis				
2H	2H	18,6	19,8	18,8	20,1	20,4	19,7	20,9	19,9	21,3	21,5
	3H	20,1	21,4	20,5	21,6	21,9	21,0	22,3	21,4	22,5	22,7
	4H	20,6	21,8	21,0	22,1	22,3	21,4	22,7	21,9	23,0	23,2
	6H	21,0	22,1	21,3	22,3	22,7	21,8	22,9	22,1	23,1	23,5
	8H	21,0	22,1	21,4	22,4	22,8	21,8	22,9	22,2	23,2	23,6
	12H	21,0	22,1	21,4	22,4	22,9	21,9	22,9	22,2	23,2	23,7
4H	2H	19,2	20,4	19,6	20,7	20,9	20,0	21,3	20,4	21,5	21,8
	3H	21,0	22,0	21,4	22,3	22,8	21,6	22,6	22,0	23,0	23,4
	4H	21,5	22,5	22,0	22,9	23,4	22,1	23,1	22,6	23,5	24,0
	6H	21,9	22,8	22,4	23,2	23,6	22,5	23,4	23,0	23,7	24,1
	8H	22,1	22,9	22,6	23,2	23,6	22,6	23,4	23,1	23,8	24,2
	12H	22,1	22,8	22,6	23,2	23,7	22,7	23,4	23,2	23,8	24,3
8H	4H	21,8	22,6	22,3	23,0	23,4	22,3	23,2	22,9	23,5	23,9
	6H	22,4	23,0	22,9	23,5	24,0	22,8	23,5	23,3	23,9	24,5
	8H	22,6	23,1	23,1	23,6	24,3	23,0	23,6	23,6	24,1	24,8
	12H	22,6	23,1	23,2	23,6	24,2	23,2	23,7	23,8	24,2	24,8
12H	4H	21,8	22,5	22,3	22,9	23,4	22,3	23,0	22,8	23,4	23,9
	6H	22,4	23,0	22,9	23,5	24,1	22,9	23,4	23,4	24,0	24,6
	8H	22,6	23,1	23,2	23,6	24,2	23,1	23,6	23,7	24,1	24,7
Variation of the observer position for the luminaire distance S											
S = 1.0H		0,3 / -0,3					0,1 / -0,1				
S = 1.5H		0,5 / -0,5					0,2 / -0,3				
S = 2.0H		0,8 / -0,4					0,7 / -0,9				
Standard table		n/a					n/a				
Correction summand		n/a					n/a				
Corrected glare indices referring to 348 lm total luminous flux											

Coefficients of Utilization

Ceiling reflectance	80				70				50			30			10			0
Wall reflectance	70	50	30	10	70	50	30	10	50	30	10	50	30	10	50	30	10	0
Floor reflectance	20	20	20	20	20	20	20	20	20	20	20	20	20	20	20	20	20	0
RCR	(RCR: Room Cavity Ratio) Room Values are expressed as percentage of Lumens delivered to the task surface																	
0	119	119	119	119	115	115	115	115	110	110	110	105	105	105	100	100	100	98
1	108	103	99	95	105	100	96	93	96	92	89	91	89	86	87	85	83	81
2	98	89	82	77	95	87	81	75	83	78	73	80	75	71	76	73	69	67
3	89	78	70	63	86	77	69	63	73	67	61	70	65	60	67	63	59	56
4	81	69	60	54	79	68	59	53	65	58	52	62	56	51	60	55	50	48
5	75	62	53	46	73	61	52	46	58	51	45	56	49	44	54	48	44	41
6	69	56	47	40	67	55	46	40	52	45	39	51	44	39	49	43	38	36
7	64	50	41	35	62	49	41	35	48	40	35	46	39	34	44	38	34	32
8	60	46	37	31	58	45	37	31	44	36	31	42	35	31	41	35	30	28
9	56	42	34	28	54	41	33	28	40	33	28	39	32	28	38	32	27	25
10	52	39	31	26	51	38	31	25	37	30	25	36	30	25	35	29	25	23

LAMPS (number of lamps)

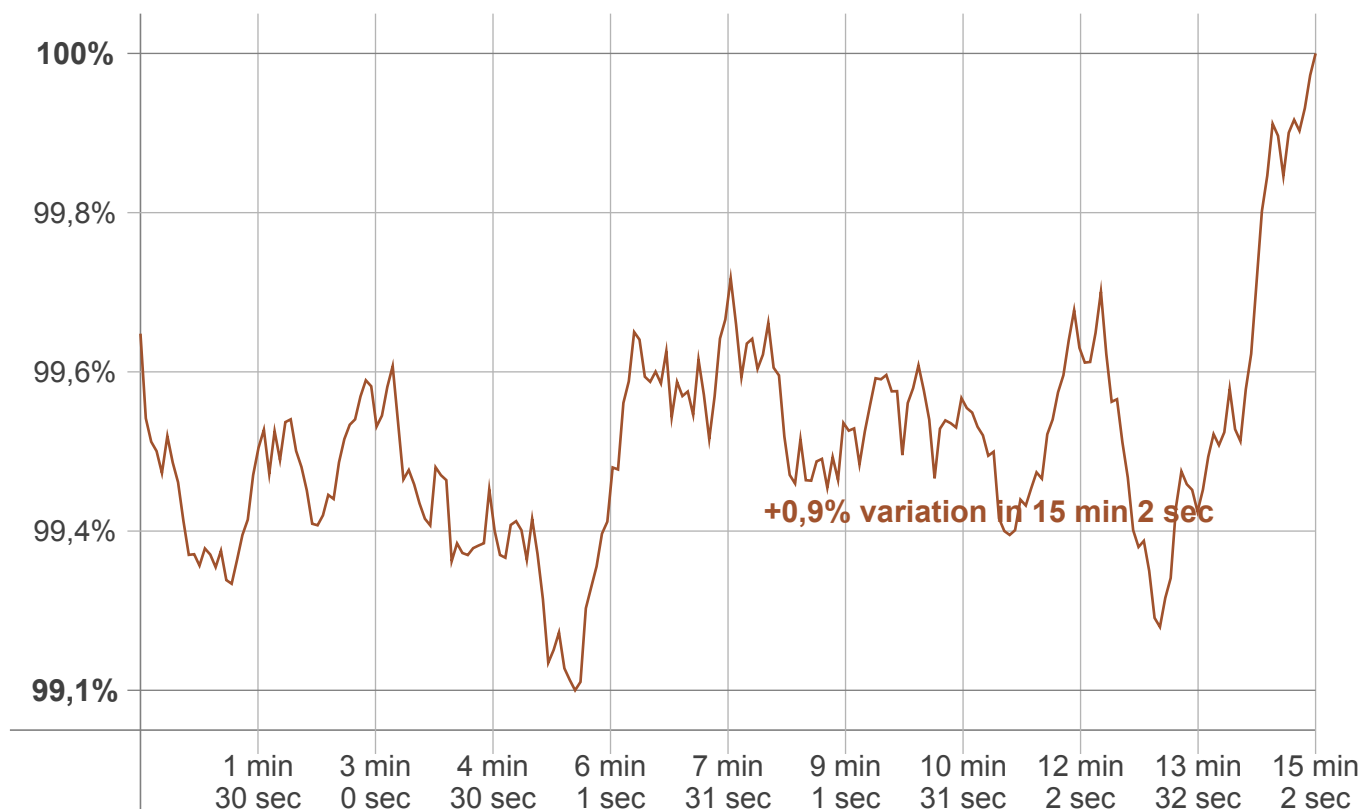
Luminaire budgetary diagram



Zonal Lumen Summary

0°-10°	10°-20°	20°-30°	30°-40°	40°-50°	50°-60°	60°-70°	70°-80°	80°-90°
11,0 lm	31,4 lm	47,5 lm	57,5 lm	62,2 lm	54,1 lm	42,4 lm	25,5 lm	8,40 lm
90°-100°	100°-110°	110°-120°	120°-130°	130°-140°	140°-150°	150°-160°	160°-170°	170°-180°
2,55 lm	1,20 lm	1,09 lm	0,983 lm	0,768 lm	0,576 lm	0,424 lm	0,260 lm	0,087 lm

Warmup curve



Warmup result

Warmup time:	15 min 2 sec
Warmup variation	+0,9%

Warmup conditions

Stable period:	15 min
Stable change max:	2,0%
Minimum time:	15 min

Color temperature change

CCT start	CCT change	CCT end
0 K	0 K	0 K

Output change

Output start	Output change	Output end
348 lm	lm	348 lm