

#### Light efficiency:

**49 Lumen/Watt**

#### Light quality:

**CRI: 0,0**

#### Color temperature:

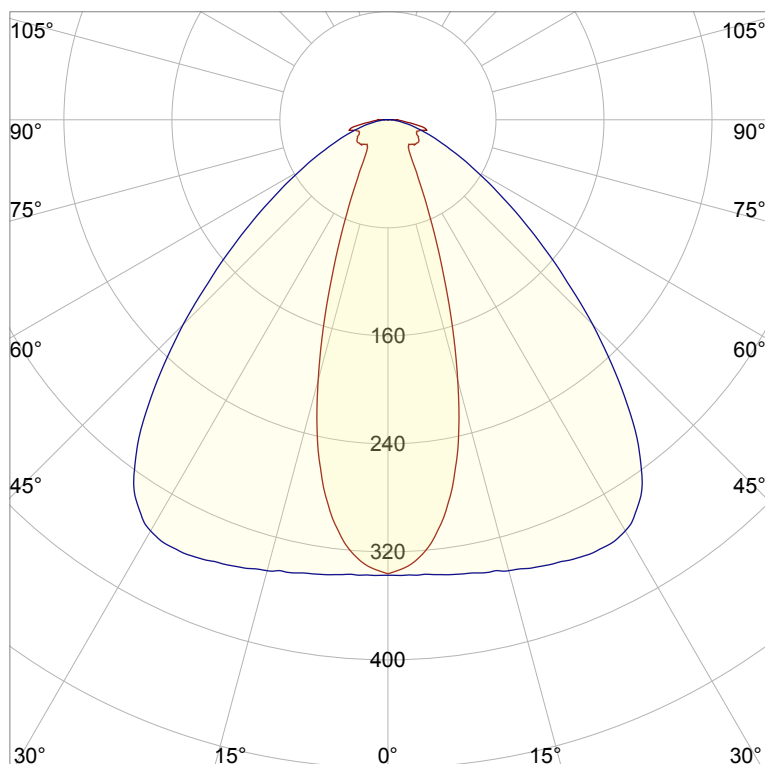
**0 K**

**Output: 374 lm**

**Peak: 355 cd**

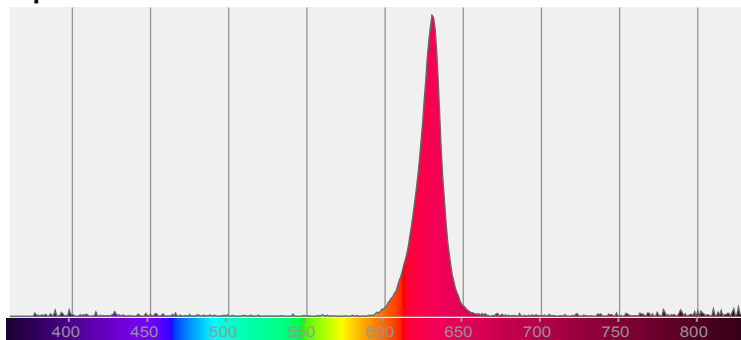
**Power: 7,7 W**

**PF: 1,0**




**CIE 1931**  
**x: 0,683**  
**y: 0,300**

#### Spectra



#### Power



#### Product name:

**Defiant-0508-XXR-L3F**

#### Item number:

**FLNP/L22A0508/XXR/L3F**

#### Date and time:

**08.07.2020 12:05:05**

#### Description:

**Rank: R2G2B4/RC2GA2BA5/A**

**Toleranzen:**

**Lumen +/-4%**

**Candela +/-2,5%**

**Colour Temp +/-35 K**

**CRI +/-0,7**

**Angular Resolution 1 Grad Step**

**Last Calibration 20.05.2020**

**Pruefer:**

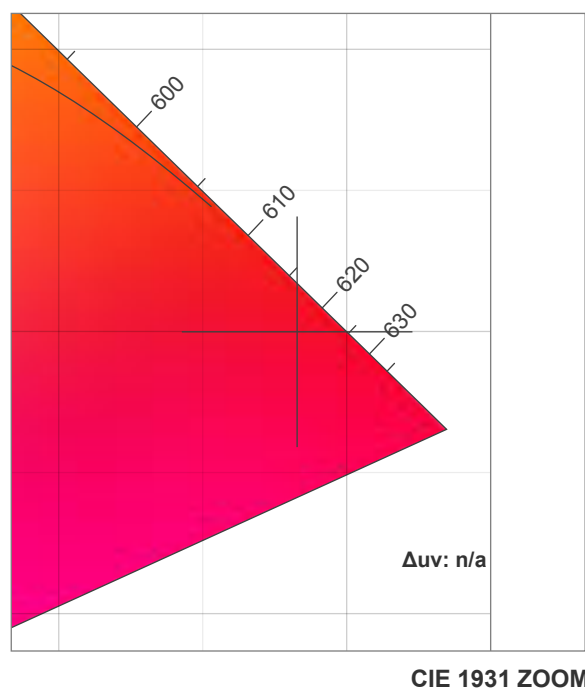
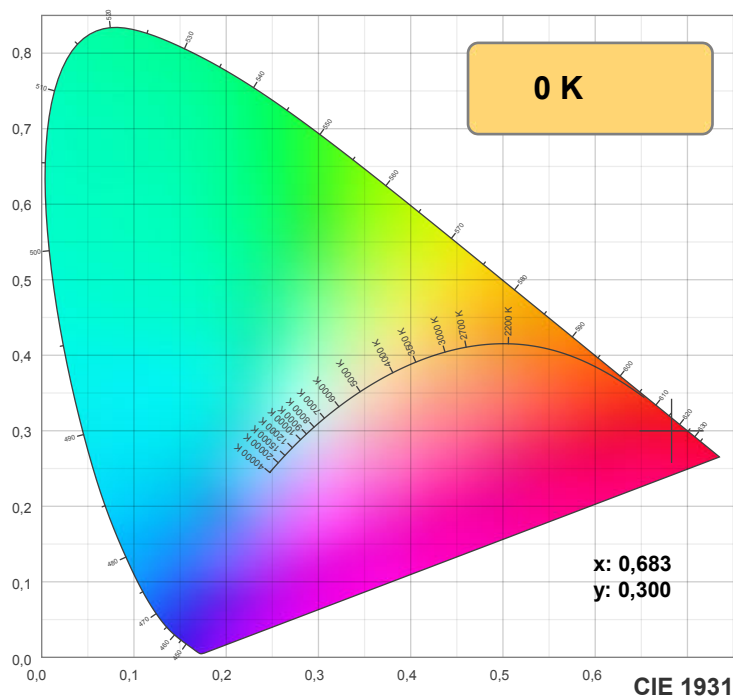
**Peter Ulrich**

**Pruefort:**

**Lichtlabor**

**Gaustrasse 13**

**55411 Bingen am Rhein**



TM30: 0,0

CRI: 0,0 (R1-R8)

0	0	0	0	0	0	0	0	0	0	0	0	0	0	0	0
C1	C2	C3	C4	C5	C6	C7	C8	C9	C10	C11	C12	C13	C14	C15	C16

0	0	0	0	0	0	0	0	0	0	0	0	0	0	0	0
R1	R2	R3	R4	R5	R6	R7	R8	R9	R10	R11	R12	R13	R14	R15	

CRI R values, only R1-R8 are used to calculate final CRI value

R1	R2	R3	R4	R5	R6	R7	R8	R9	R10	R11	R12	R13	R14	R15
0,0	0,0	0,0	0,0	0,0	0,0	0,0	0,0	0,0	0,0	0,0	0,0	0,0	0,0	0,0

TM30 C values, 16 binned values out of total of 99 C values

C1	C2	C3	C4	C5	C6	C7	C8	C9	C10	C11	C12	C13	C14	C15	C16
0,0	0,0	0,0	0,0	0,0	0,0	0,0	0,0	0,0	0,0	0,0	0,0	0,0	0,0	0,0	0,0

CQS Q values

Q1	Q2	Q3	Q4	Q5	Q6	Q7	Q8	Q9	Q10	Q11	Q12	Q13	Q14	Q15
0,0	0,0	0,0	0,0	0,0	0,0	0,0	0,0	0,0	0,0	0,0	0,0	0,0	0,0	0,0

CQS: 0,0

0	0	0	0	0	0	0	0	0	0	0	0	0	0	0	0
Q1	Q2	Q3	Q4	Q5	Q6	Q7	Q8	Q9	Q10	Q11	Q12	Q13	Q14	Q15	

## Color parameters

Color temperature	Color rendering index	Red component	Color fidelity	Color gamut	Color quality scale	Color coordinate cie 1931	Color coordinate cie 1931	Color coordinate	Color coordinate	Color deviation from black body
CCT	CRI	CRI R9	TM30 Rf	TM30 Rg	CQS	x	y	u	v	$\Delta uv$
0 K	0,0	0,0	0,0	0,0	0,0	0,683	0,300	0,522	0,344	n/a


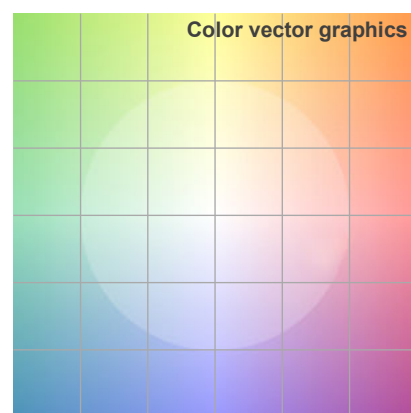
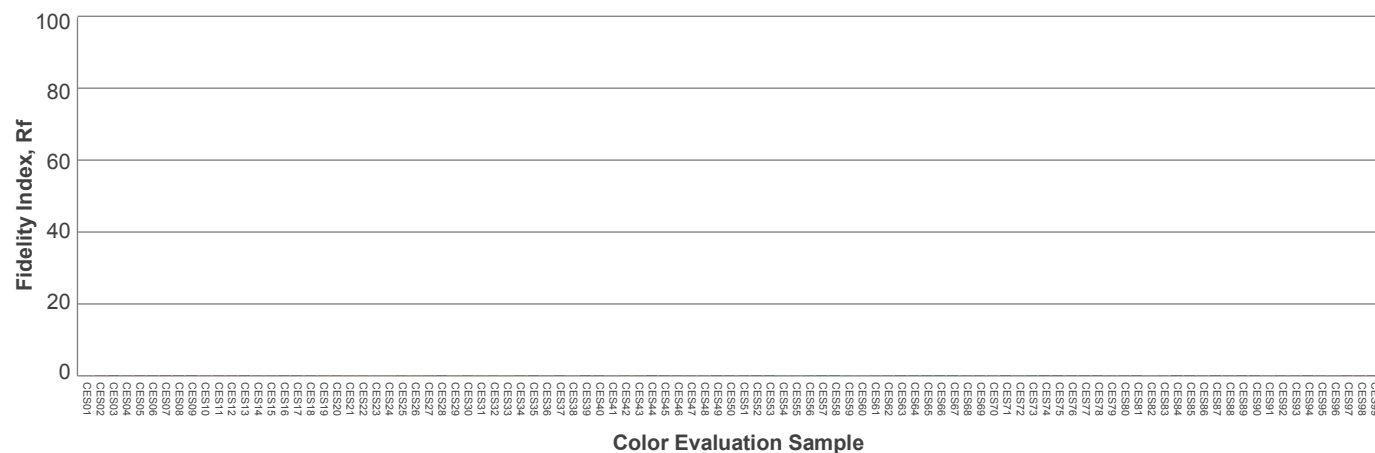
## Rf 0,0

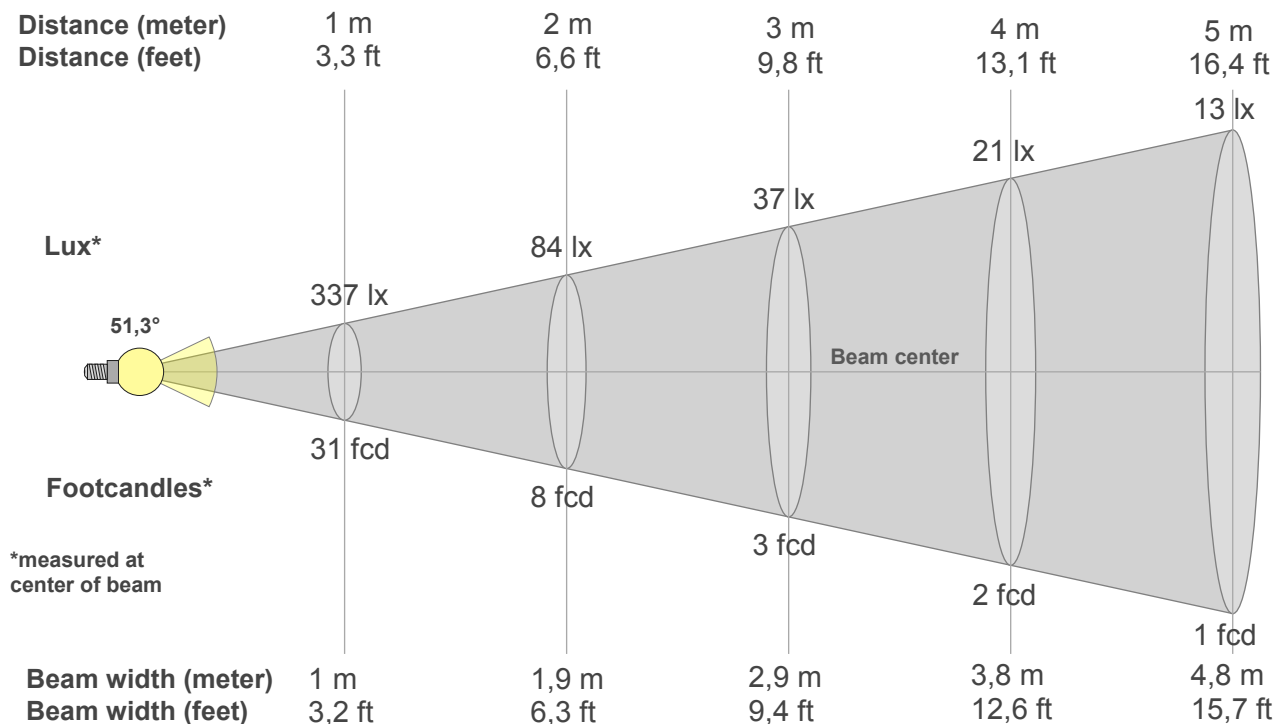
Fidelity index Rf

## Rg 0,0

Gammut index Rg

		Graphic shifts (%)	
Hue Bin	R <sub>f</sub>	Chroma	Hue
1	0	0%	0%
2	0	0%	0%
3	0	0%	0%
4	0	0%	0%
5	0	0%	0%
6	0	0%	0%
7	0	0%	0%
8	0	0%	0%
9	0	0%	0%
10	0	0%	0%
11	0	0%	0%
12	0	0%	0%
13	0	0%	0%
14	0	0%	0%
15	0	0%	0%
16	0	0%	0%





## Beam intensities from 1-20m

1m	2m	3m	4m	5m	6m	7m	8m	9m	10m	11m	12m	13m	14m	15m	16m	17m	18m	19m	20m
3,3ft	6,6ft	9,8ft	13,1ft	16,4ft	19,7ft	23ft	26,2ft	29,5ft	32,8ft	36,1ft	39,4ft	42,7ft	45,9ft	49,2ft	52,5ft	55,8ft	59,1ft	62,3ft	65,6ft
337lx	84lx	37lx	21lx	13lx	9lx	7lx	5lx	4lx	3lx	3lx	2lx	2lx	2lx	1lx	1lx	1lx	1lx	1lx	1lx
31,3fcd	7,8fcd	3,5fcd	2fcd	1,3fcd	0,9fcd	0,6fcd	0,5fcd	0,4fcd	0,3fcd	0,3fcd	0,2fcd	0,2fcd	0,2fcd	0,1fcd	0,1fcd	0,1fcd	0,1fcd	0,1fcd	0,1fcd

## Intensities in 0° c-plane

0°	2°	4°	6°	8°	10°	12°	14°	16°	18°	20°	22°	24°	26°	28°	30°	32°	34°	36°	38°
337	332	325	314	297	276	249	217	182	149	118	93	73	57	46	38	32	28	26	25
100%	99%	97%	93%	88%	82%	74%	64%	54%	44%	35%	28%	22%	17%	14%	11%	10%	8%	8%	7%

## Intensities in 90° c-plane

0°	2°	4°	6°	8°	10°	12°	14°	16°	18°	20°	22°	24°	26°	28°	30°	32°	34°	36°	38°
337	338	338	339	340	341	343	344	346	349	351	352	354	355	354	351	345	335	319	300
100%	100%	100%	101%	101%	101%	102%	102%	103%	104%	104%	105%	105%	105%	105%	104%	102%	100%	95%	89%

## Intensities in 180° c-plane

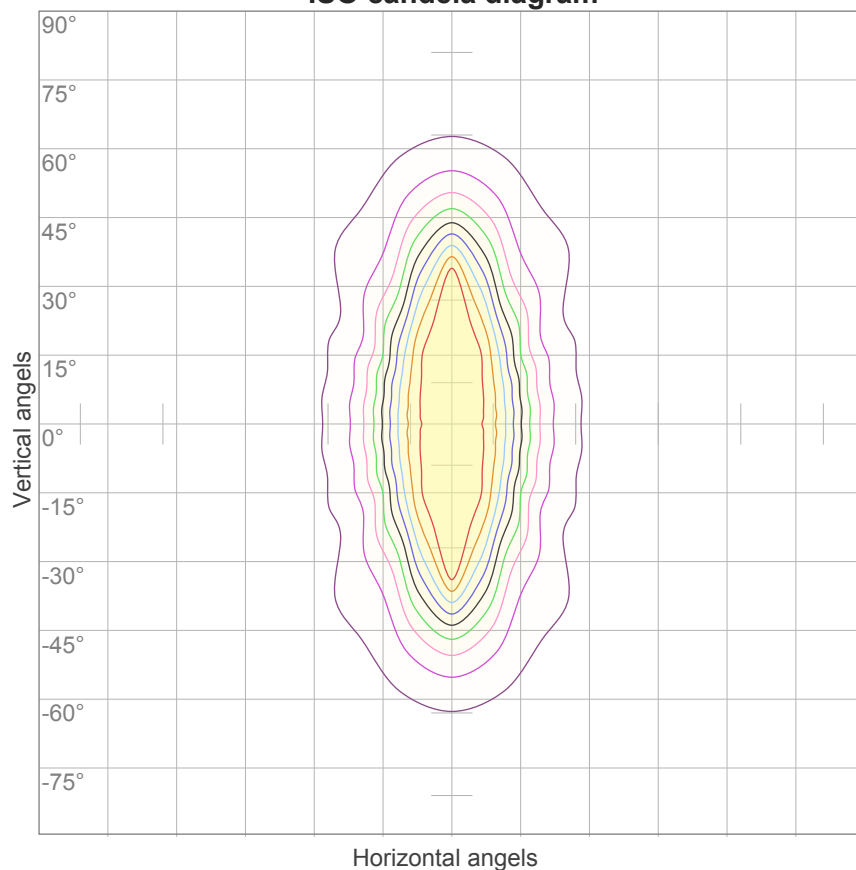
0°	2°	4°	6°	8°	10°	12°	14°	16°	18°	20°	22°	24°	26°	28°	30°	32°	34°	36°	38°
337	332	325	314	297	276	249	217	182	149	118	93	73	57	46	38	32	28	26	25
100%	99%	97%	93%	88%	82%	74%	64%	54%	44%	35%	28%	22%	17%	14%	11%	10%	8%	8%	7%

## Intensities in 270° c-plane

0°	2°	4°	6°	8°	10°	12°	14°	16°	18°	20°	22°	24°	26°	28°	30°	32°	34°	36°	38°
337	338	338	339	340	341	343	344	346	349	351	352	354	355	354	351	345	335	319	300
100%	100%	100%	101%	101%	101%	102%	102%	103%	104%	104%	105%	105%	105%	105%	104%	102%	100%	95%	89%

Beam angle 50%	Field angle 10%	Cutoff angle 2,5%	Intensity ratio in 120° cone	Intensity ratio in 90° cone
51,3°	88,8°	175,1°	84,8%	69,9%

### ISO candela diagram



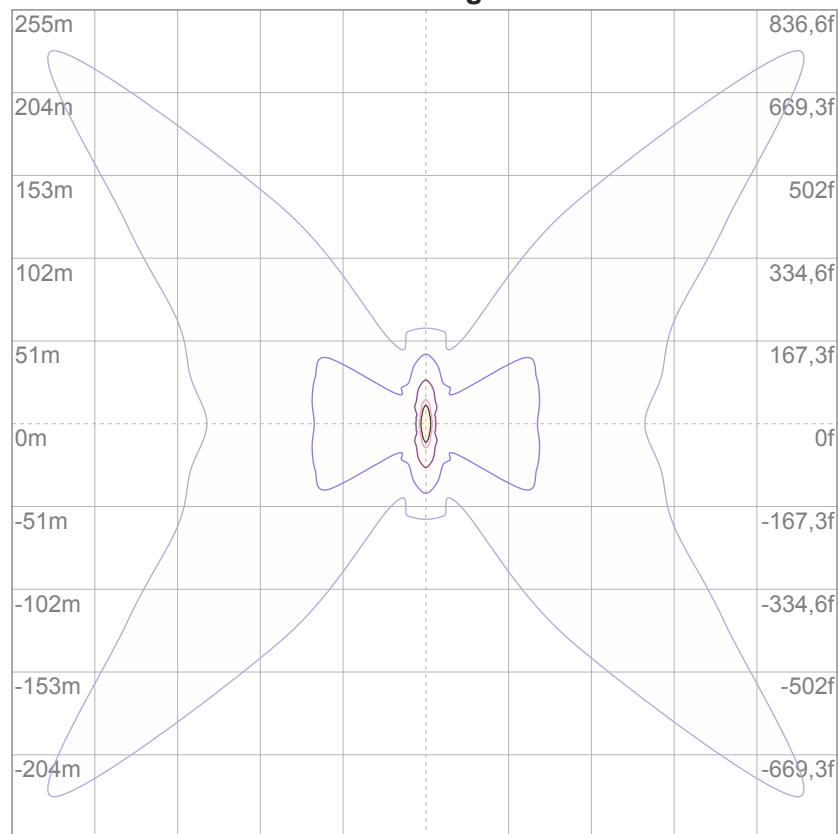
10%	34 cd
20%	67 cd
30%	101 cd
40%	135 cd
50%	168 cd
60%	202 cd
70%	236 cd
80%	269 cd
90%	303 cd

#### Conditions:

Number of c-planes: 16

Candela at center: 337 cd

### ISO lux diagram



3%	0,101 lx
5%	0,168 lx
10%	0,337 lx
30%	1,01 lx
50%	1,68 lx

#### Conditions:

Number of c-planes: 16

Lux at center: 3,37 lx

*Lux distribution on a surface  
when lamp is mounted at 10  
meters from the surface.*

### Glare Evaluation According to UGR

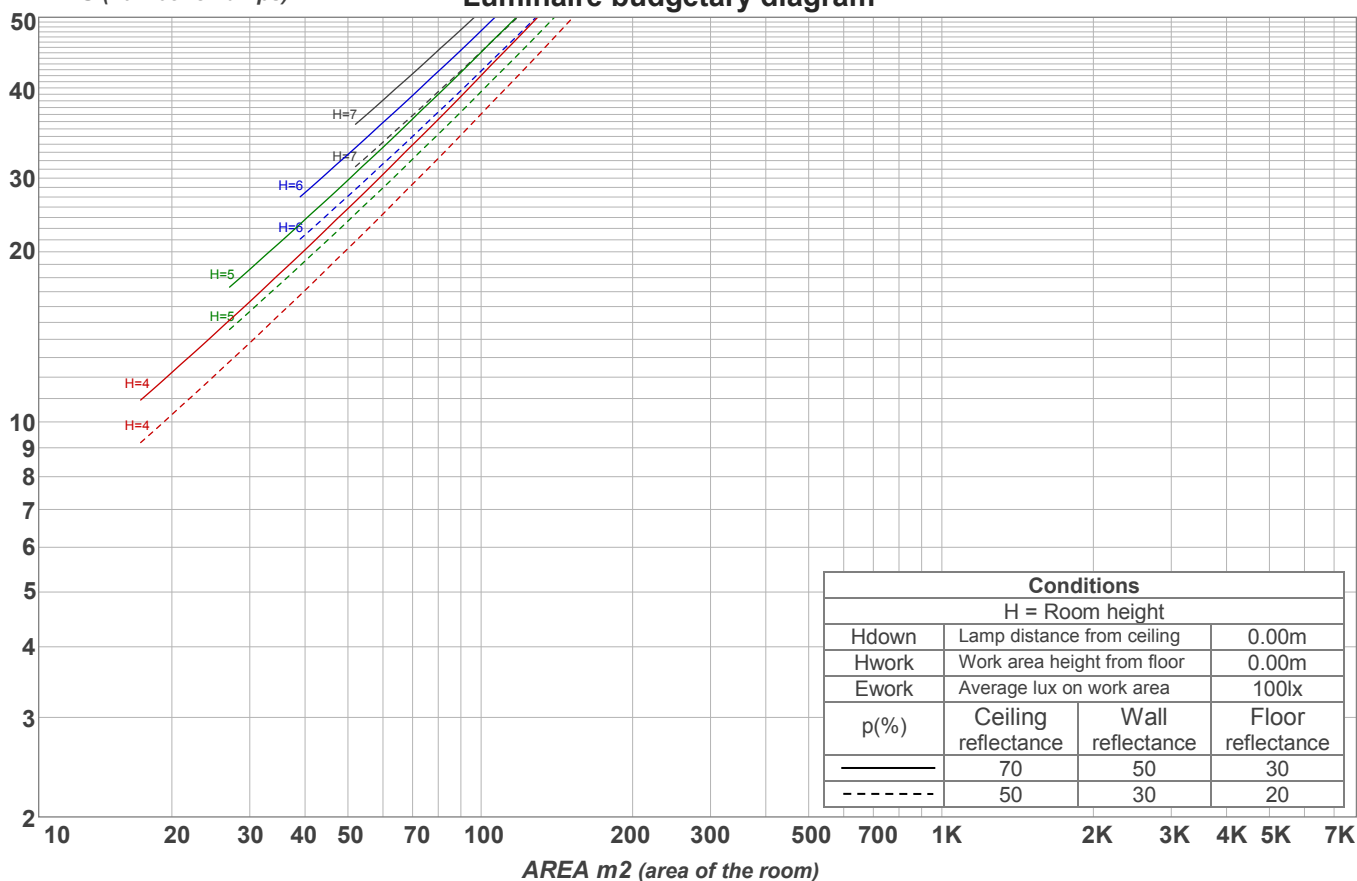
p Ceiling		70	70	50	50	30	70	70	50	50	30
p Walls		50	30	50	30	30	50	30	50	30	30
p Floor		20	20	20	20	20	20	20	20	20	20
Room size X      Y		Viewing direction at right angles to lamp axis					Viewing direction parallel to lamp axis				
2H	2H	12,4	13,4	12,6	13,7	13,9	20,4	21,4	20,6	21,7	21,9
	3H	14,7	15,8	15,1	16,0	16,2	21,1	22,2	21,5	22,4	22,6
	4H	16,5	17,5	16,9	17,8	18,0	21,5	22,5	21,9	22,7	23,0
	6H	18,1	19,0	18,4	19,3	19,7	21,8	22,7	22,1	23,0	23,3
	8H	18,5	19,3	18,8	19,6	20,0	21,9	22,7	22,2	23,0	23,4
	12H	18,6	19,5	19,0	19,8	20,3	21,9	22,7	22,3	23,1	23,5
4H	2H	13,2	14,2	13,6	14,5	14,7	20,2	21,2	20,6	21,5	21,7
	3H	15,8	16,6	16,1	17,0	17,4	21,1	22,0	21,5	22,3	22,8
	4H	17,7	18,5	18,1	18,9	19,4	21,5	22,3	21,9	22,7	23,2
	6H	19,4	20,2	19,9	20,6	20,9	21,8	22,6	22,3	23,0	23,3
	8H	19,9	20,6	20,4	20,9	21,3	22,0	22,7	22,5	23,0	23,4
	12H	20,1	20,7	20,6	21,1	21,6	22,1	22,7	22,6	23,1	23,6
8H	4H	18,1	18,8	18,6	19,2	19,5	21,5	22,2	22,0	22,6	23,0
	6H	20,1	20,7	20,6	21,1	21,7	22,0	22,5	22,5	23,0	23,5
	8H	20,7	21,2	21,2	21,7	22,3	22,2	22,7	22,8	23,2	23,9
	12H	21,1	21,4	21,6	21,9	22,6	22,4	22,8	23,0	23,3	23,9
12H	4H	18,1	18,7	18,6	19,1	19,6	21,5	22,1	22,0	22,5	23,0
	6H	20,3	20,7	20,8	21,3	21,9	22,1	22,6	22,6	23,1	23,7
	8H	20,9	21,3	21,5	21,8	22,4	22,4	22,8	22,9	23,3	23,9
Variation of the observer position for the luminaire distance S											
S = 1.0H		0,1 / -0,1					1,1 / -1,0				
S = 1.5H		0,1 / 0,0					2,4 / -1,8				
S = 2.0H		0,2 / -0,2					3,7 / -2,5				
Standard table		n/a					n/a				
Correction summand		n/a					n/a				
Corrected glare indices referring to 374 lm total luminous flux											

## Coefficients of Utilization

Ceiling reflectance	80				70				50			30			10			0
Wall reflectance	70	50	30	10	70	50	30	10	50	30	10	50	30	10	50	30	10	0
Floor reflectance	20	20	20	20	20	20	20	20	20	20	20	20	20	20	20	20	20	0
RCR	(RCR: Room Cavity Ratio) Room Values are expressed as percentage of Lumens delivered to the task surface																	
0	119	119	119	119	116	116	116	116	111	111	111	106	106	106	102	102	102	100
1	110	106	102	98	107	103	100	97	99	96	94	95	93	91	92	90	88	86
2	102	95	89	84	99	93	87	83	89	85	81	86	82	79	83	80	77	75
3	95	86	79	73	92	84	78	72	81	76	71	79	74	70	76	72	69	67
4	88	78	71	65	86	77	70	64	74	68	64	72	67	63	70	66	62	60
5	83	72	64	58	81	71	63	58	69	62	57	67	61	57	65	60	56	54
6	78	66	59	53	76	65	58	53	64	57	52	62	56	52	61	56	52	50
7	73	61	54	49	72	61	53	48	59	53	48	58	52	48	57	51	48	46
8	69	57	50	45	68	57	50	45	55	49	44	54	48	44	53	48	44	42
9	65	54	46	42	64	53	46	42	52	46	41	51	45	41	50	45	41	39
10	62	50	43	39	61	50	43	39	49	43	39	48	42	38	47	42	38	37

LAMPS (number of lamps)

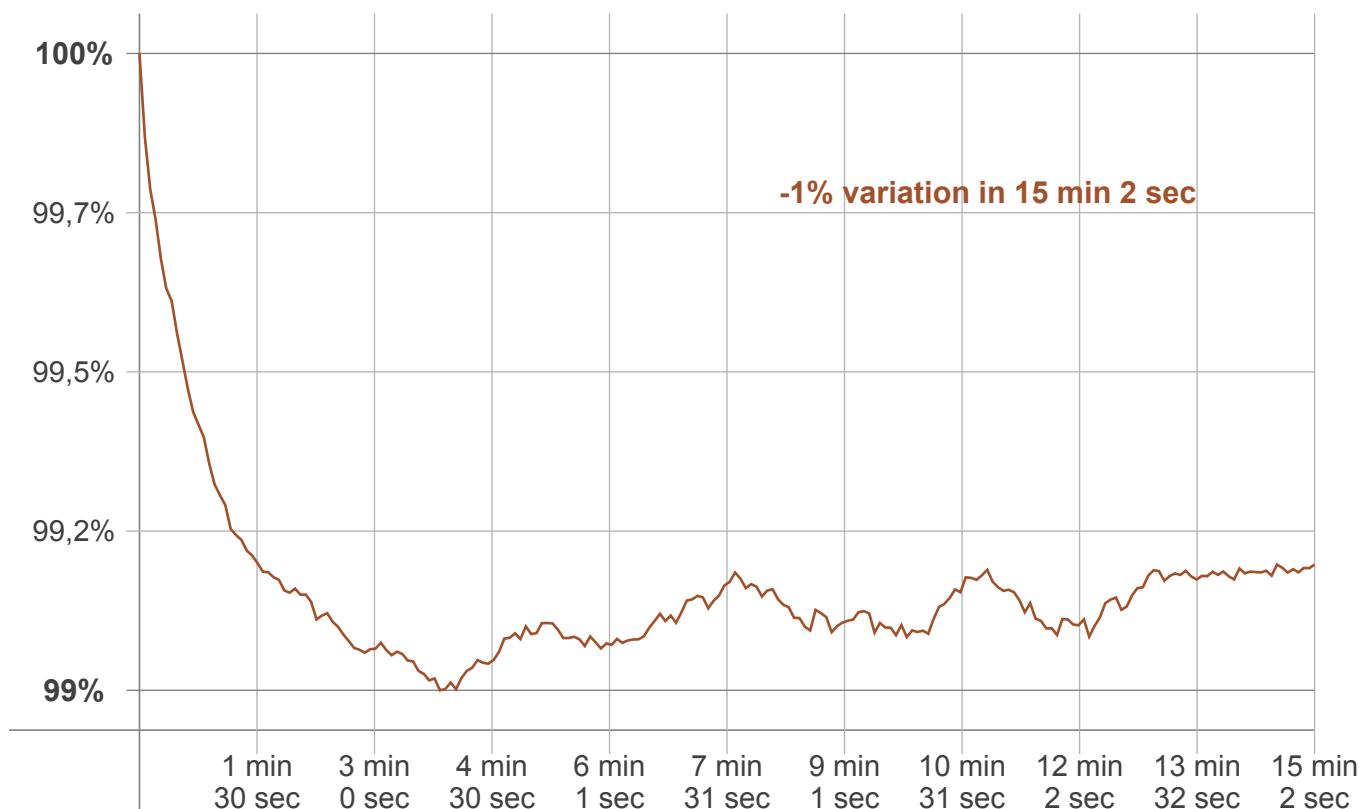
Luminaire budgetary diagram



## Zonal Lumen Summary

0°-10°	10°-20°	20°-30°	30°-40°	40°-50°	50°-60°	60°-70°	70°-80°	80°-90°
30,8 lm	73,6 lm	74,3 lm	59,0 lm	45,1 lm	34,4 lm	24,8 lm	20,2 lm	11,9 lm
90°-100°	100°-110°	110°-120°	120°-130°	130°-140°	140°-150°	150°-160°	160°-170°	170°-180°
0,017 lm	0,000 lm	0,000 lm	0,000 lm	0,000 lm	0,000 lm	0,000 lm	0,000 lm	0,000 lm

### Warmup curve



### Warmup result

Warmup time:	15 min 2 sec
Warmup variation	-1,0%

### Warmup conditions

Stable period:	15 min
Stable change max:	2,0%
Minimum time:	15 min

### Color temperature change

CCT start	CCT change	CCT end
0 K	0 K	0 K

### Output change

Output start	Output change	Output end
377 lm	-2 lm	374 lm