

Light efficiency:

39 Lumen/Watt

Light quality:

CRI: 0,0

Color temperature:


0 K

Output: 303 lm

Peak: 112 cd

Power: 7,7 W

PF: 1,0



Product name:

Defiant-0508-XXB-CSF

Item number:

FLNP/L22A0508/XXB/CSF

Date and time:

30.06.2020 13:51:34

Description:

Rank: R2G2B4/RC2GA2BA5/A

Toleranzen:

Lumen +/-4%

Candela +/-2,5%

Colour Temp +/-35 K

CRI +/-0,7

Angular Resolution 1 Grad Step

Last Calibration 20.05.2020

Prüfer:

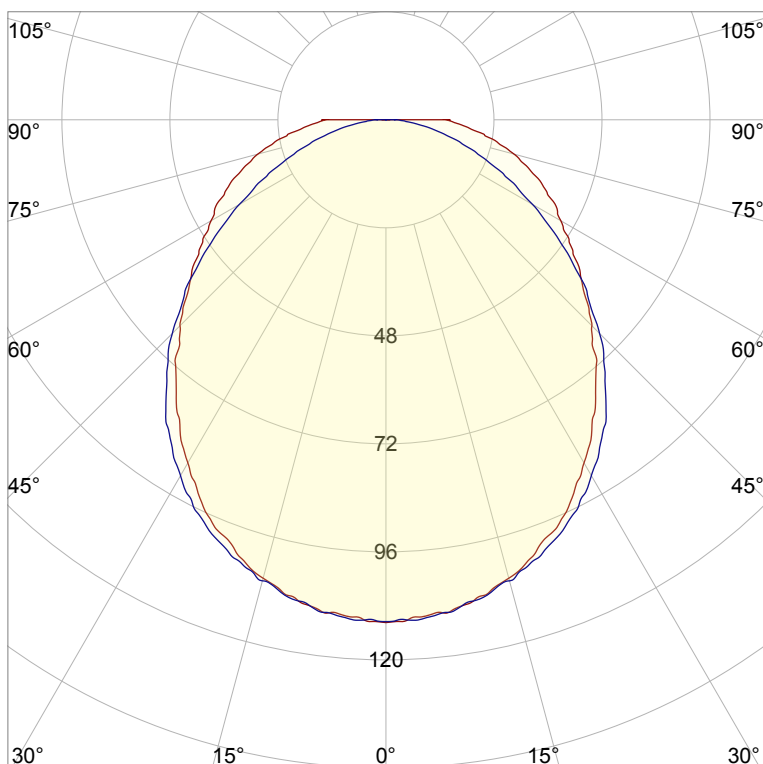
Peter Ulrich

Pruefort:

Lichtlabor

Gaustasse 13

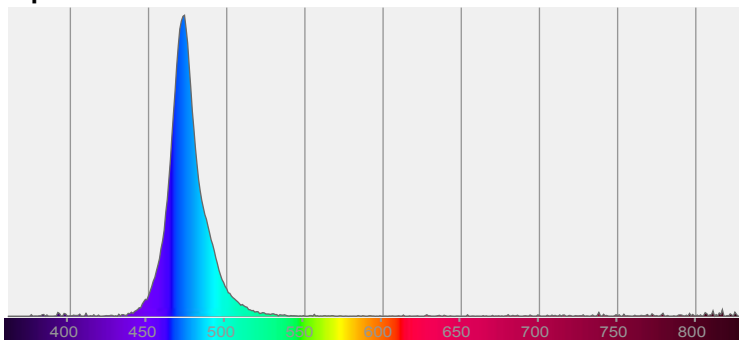
55411 Bingen am Rhein

**CIE 1931**


x: 0,118

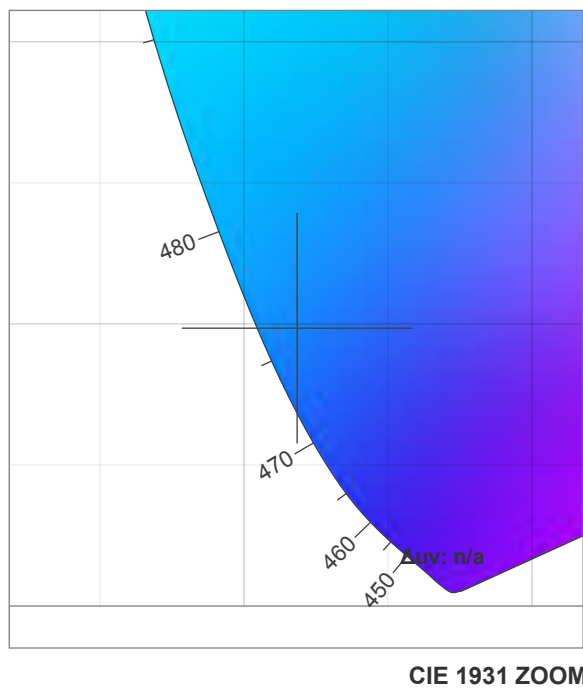
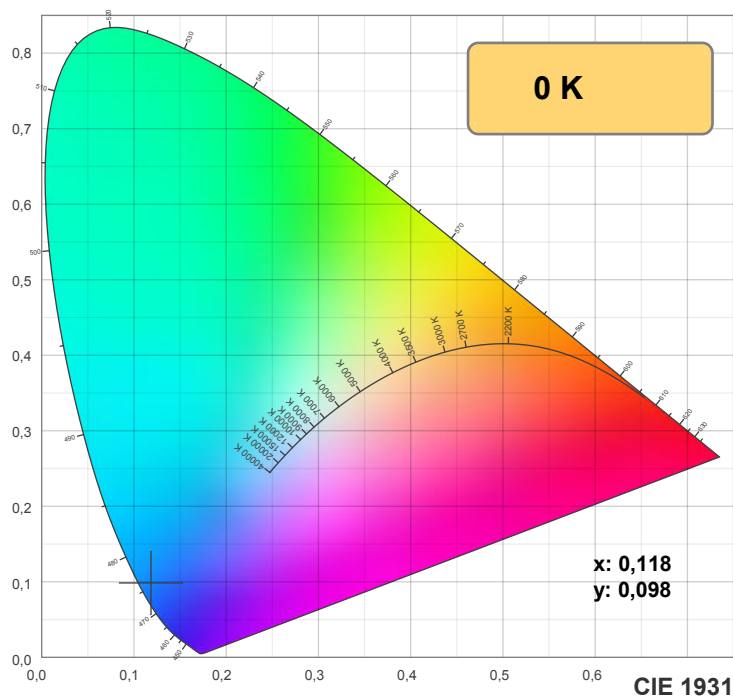
y: 0,098

Spectra



Power





TM30: 0,0

CRI: 0,0 (R1-R8)

0	0	0	0	0	0	0	0	0	0	0	0	0	0	0	0
C1	C2	C3	C4	C5	C6	C7	C8	C9	C10	C11	C12	C13	C14	C15	C16

0	0	0	0	0	0	0	0	0	0	0	0	0	0	0	0
R1	R2	R3	R4	R5	R6	R7	R8	R9	R10	R11	R12	R13	R14	R15	

CRI R values, only R1-R8 are used to calculate final CRI value

R1	R2	R3	R4	R5	R6	R7	R8	R9	R10	R11	R12	R13	R14	R15
0,0	0,0	0,0	0,0	0,0	0,0	0,0	0,0	0,0	0,0	0,0	0,0	0,0	0,0	0,0

TM30 C values, 16 binned values out of total of 99 C values

C1	C2	C3	C4	C5	C6	C7	C8	C9	C10	C11	C12	C13	C14	C15	C16
0,0	0,0	0,0	0,0	0,0	0,0	0,0	0,0	0,0	0,0	0,0	0,0	0,0	0,0	0,0	0,0

CQS Q values

Q1	Q2	Q3	Q4	Q5	Q6	Q7	Q8	Q9	Q10	Q11	Q12	Q13	Q14	Q15
0,0	0,0	0,0	0,0	0,0	0,0	0,0	0,0	0,0	0,0	0,0	0,0	0,0	0,0	0,0

CQS: 0,0

0	0	0	0	0	0	0	0	0	0	0	0	0	0	0	0
Q1	Q2	Q3	Q4	Q5	Q6	Q7	Q8	Q9	Q10	Q11	Q12	Q13	Q14	Q15	

Color parameters

Color temperature	Color rendering index	Red component	Color fidelity	Color gamut	Color quality scale	Color coordinate cie 1931	Color coordinate cie 1931	Color coordinate	Color coordinate	Color deviation from black body
CCT	CRI	CRI R9	TM30 Rf	TM30 Rg	CQS	x	y	u	v	Δuv
0 K	0,0	0,0	0,0	0,0	0,0	0,118	0,098	0,120	0,150	n/a


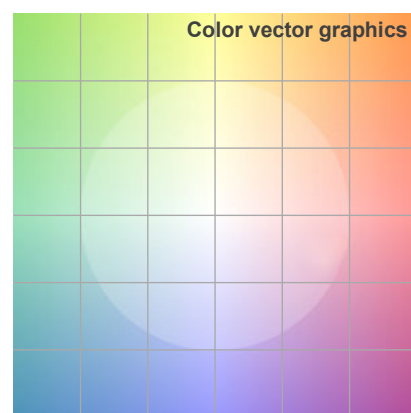
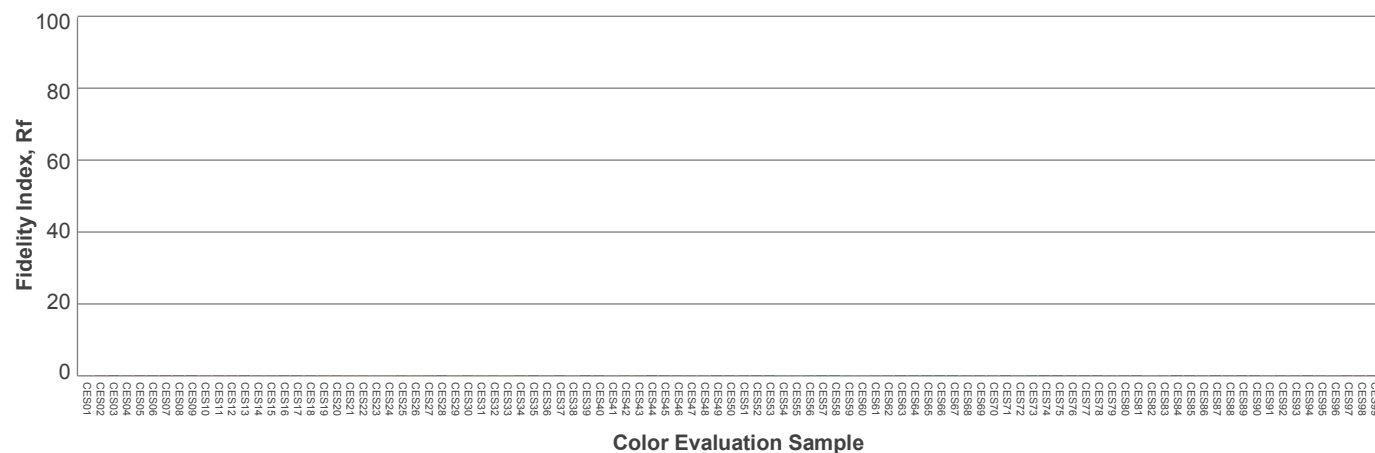
Rf 0,0

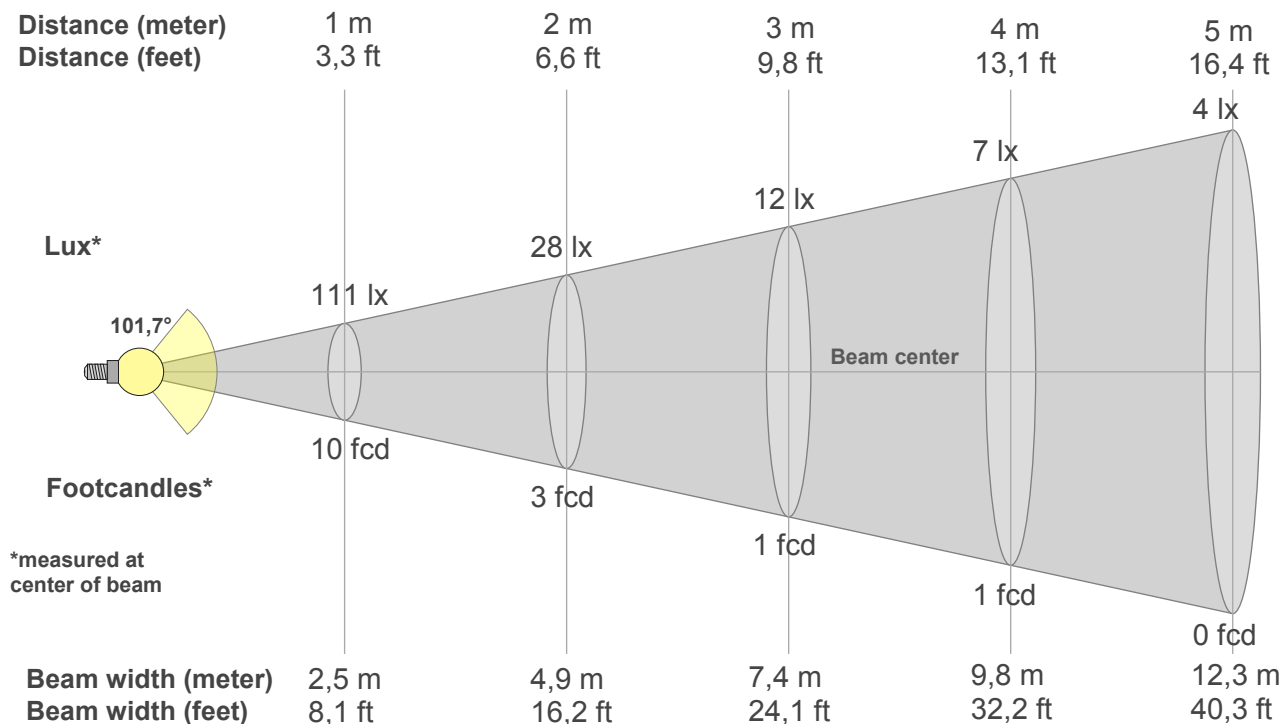
Fidelity index Rf

Rg 0,0

Gammut index Rg

		Graphic shifts (%)	
Hue Bin	R _f	Chroma	Hue
1	0	0%	0%
2	0	0%	0%
3	0	0%	0%
4	0	0%	0%
5	0	0%	0%
6	0	0%	0%
7	0	0%	0%
8	0	0%	0%
9	0	0%	0%
10	0	0%	0%
11	0	0%	0%
12	0	0%	0%
13	0	0%	0%
14	0	0%	0%
15	0	0%	0%
16	0	0%	0%





Beam intensities from 1-20m

1m	2m	3m	4m	5m	6m	7m	8m	9m	10m	11m	12m	13m	14m	15m	16m	17m	18m	19m	20m
3,3ft	6,6ft	9,8ft	13,1ft	16,4ft	19,7ft	23ft	26,2ft	29,5ft	32,8ft	36,1ft	39,4ft	42,7ft	45,9ft	49,2ft	52,5ft	55,8ft	59,1ft	62,3ft	65,6ft
111lx	28lx	12lx	7lx	4lx	3lx	2lx	2lx	1lx	1lx	1lx	1lx	1lx	1lx	0lx	0lx	0lx	0lx	0lx	0lx
10,4fcd	2,6fcd	1,2fcd	0,6fcd	0,4fcd	0,3fcd	0,2fcd	0,2fcd	0,1fcd	0,1fcd	0,1fcd	0,1fcd	0,1fcd	0,1fcd	0fcd	0fcd	0fcd	0fcd	0fcd	0fcd

Intensities in 0° c-plane

0°	5°	10°	15°	20°	25°	30°	35°	40°	45°	50°	55°	60°	65°	70°	75°	80°	85°	90°	95°
111	110	109	105	100	95	88	80	73	65	57	51	45	40	35	29	24	18	13	0
100%	99%	98%	95%	90%	86%	79%	72%	65%	58%	51%	45%	40%	36%	31%	26%	21%	16%	11%	0%

Intensities in 90° c-plane

0°	5°	10°	15°	20°	25°	30°	35°	40°	45°	50°	55°	60°	65°	70°	75°	80°	85°	90°	95°
111	111	109	106	102	97	91	84	76	67	58	47	38	29	21	15	9	4	2	0
100%	99%	98%	95%	92%	87%	82%	76%	68%	60%	52%	42%	34%	26%	19%	13%	8%	4%	1%	0%

Intensities in 180° c-plane

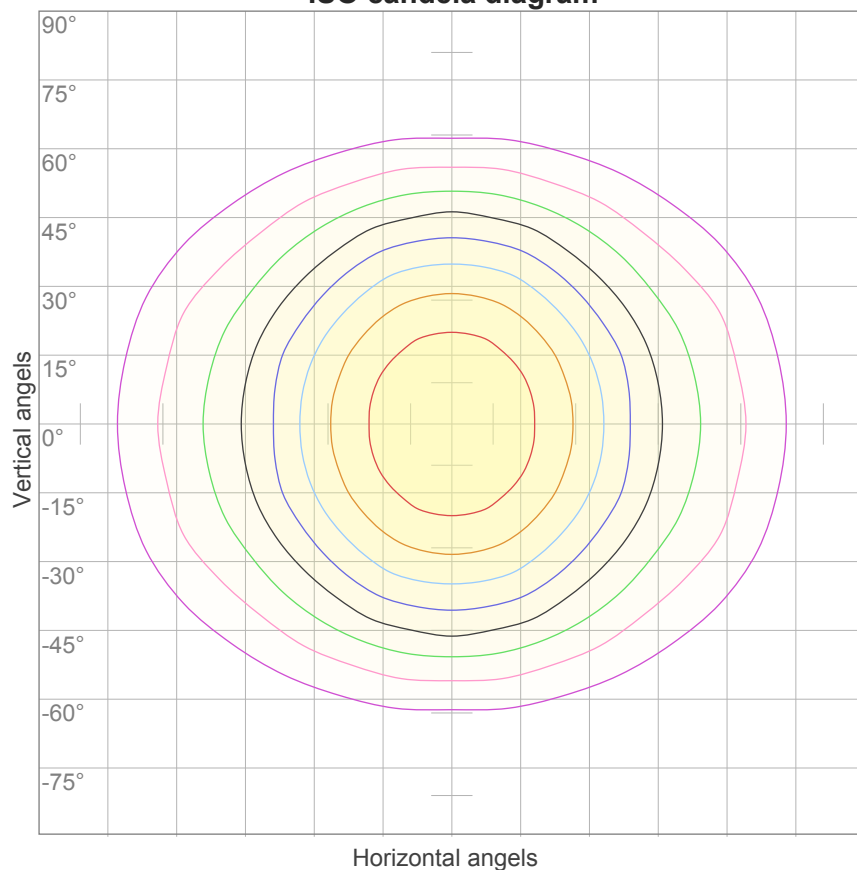
0°	5°	10°	15°	20°	25°	30°	35°	40°	45°	50°	55°	60°	65°	70°	75°	80°	85°	90°	95°
111	110	109	105	100	95	88	80	73	65	57	51	45	40	35	29	24	18	13	0
100%	99%	98%	95%	90%	86%	79%	72%	65%	58%	51%	45%	40%	36%	31%	26%	21%	16%	11%	0%

Intensities in 270° c-plane

0°	5°	10°	15°	20°	25°	30°	35°	40°	45°	50°	55°	60°	65°	70°	75°	80°	85°	90°	95°
111	111	109	106	102	97	91	84	76	67	58	47	38	29	21	15	9	4	2	0
100%	99%	98%	95%	92%	87%	82%	76%	68%	60%	52%	42%	34%	26%	19%	13%	8%	4%	1%	0%

Beam angle 50%	Field angle 10%	Cutoff angle 2,5%	Intensity ratio in 120° cone	Intensity ratio in 90° cone
101,7°	172,5°	179,8°	76,1%	53,4%

ISO candela diagram



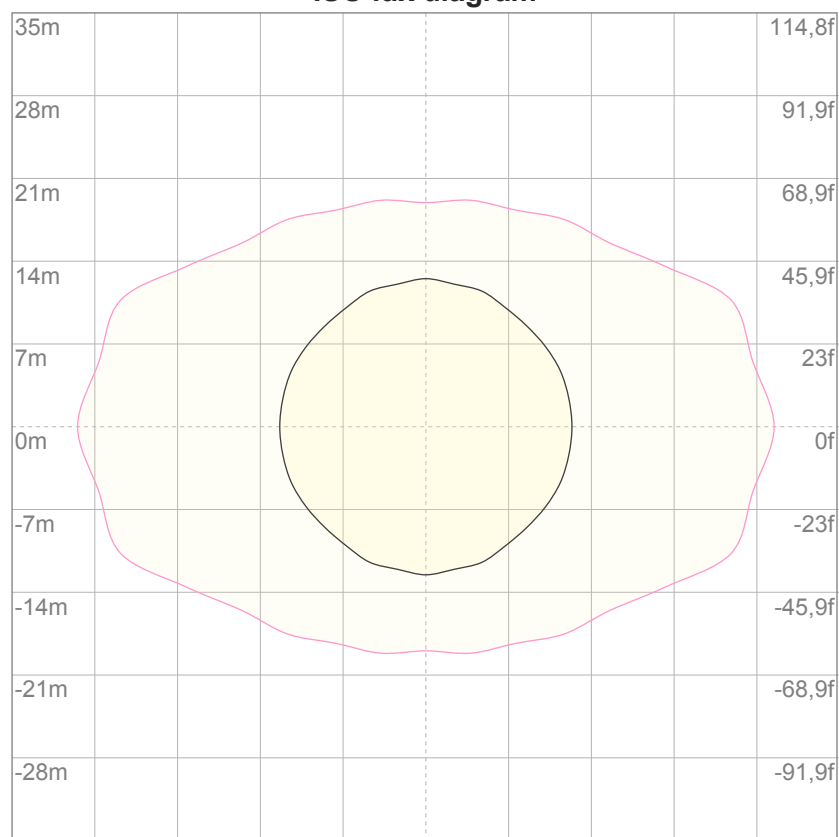
10%	11 cd
20%	22 cd
30%	33 cd
40%	45 cd
50%	56 cd
60%	67 cd
70%	78 cd
80%	89 cd
90%	100 cd

Conditions:

Number of c-planes: 16

Candela at center: 111 cd

ISO lux diagram



3%	33,4m lx
5%	55,7m lx
10%	0,111 lx
30%	0,334 lx
50%	0,557 lx

Conditions:

Number of c-planes: 16

Lux at center: 1,11 lx

*Lux distribution on a surface
when lamp is mounted at 10
meters from the surface.*

Glare Evaluation According to UGR

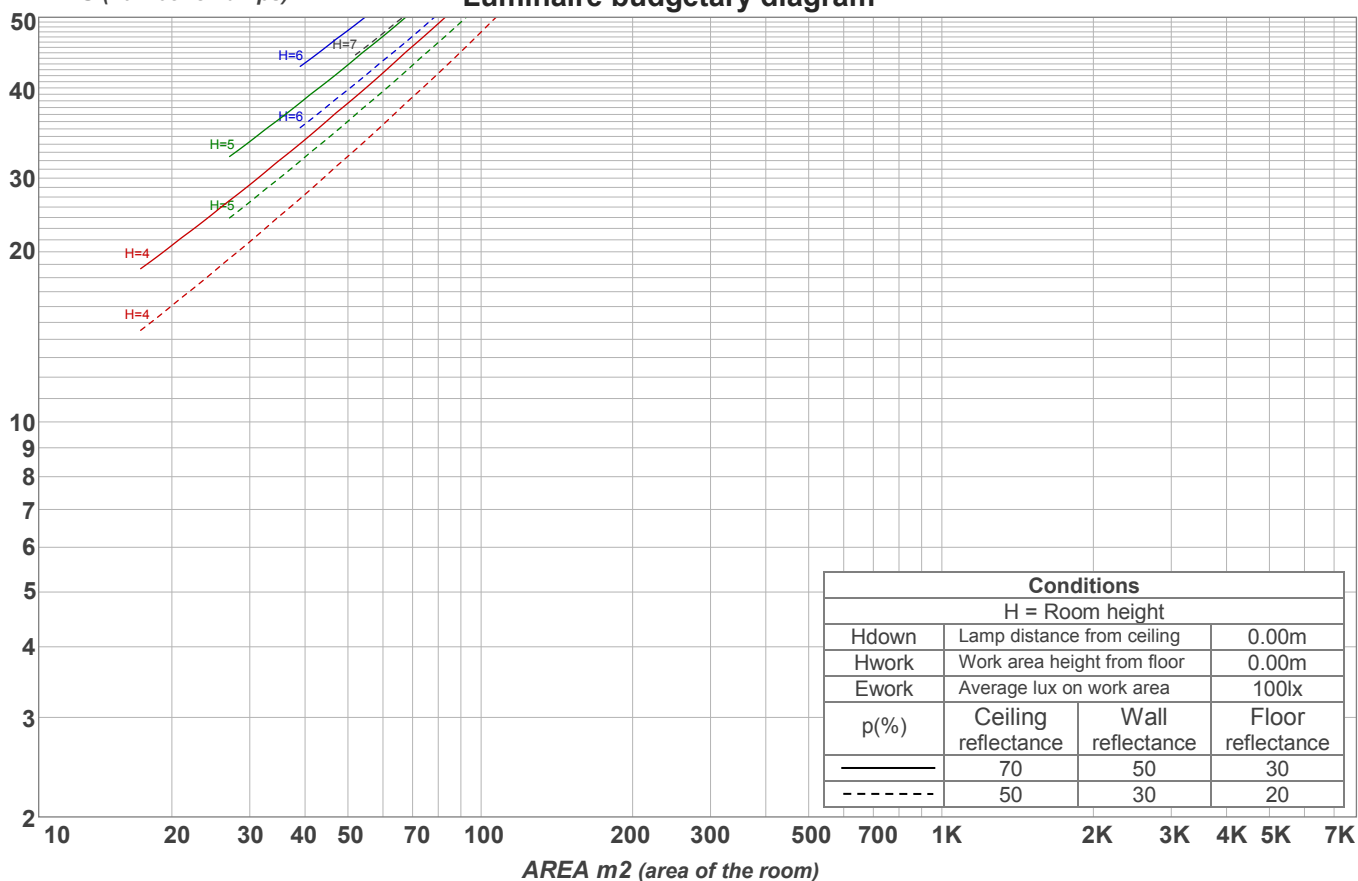
p Ceiling		70	70	50	50	30	70	70	50	50	30
p Walls		50	30	50	30	30	50	30	50	30	30
p Floor		20	20	20	20	20	20	20	20	20	20
Room size X Y		Viewing direction at right angles to lamp axis					Viewing direction parallel to lamp axis				
2H	2H	17,9	19,1	18,1	19,4	19,7	18,4	19,7	18,7	20,0	20,2
	3H	19,5	20,8	19,9	21,1	21,3	19,6	20,9	20,0	21,2	21,4
	4H	20,3	21,5	20,7	21,8	22,0	20,1	21,3	20,5	21,6	21,9
	6H	21,1	22,1	21,4	22,4	22,8	20,6	21,6	20,9	21,9	22,3
	8H	21,3	22,4	21,7	22,7	23,1	20,7	21,7	21,0	22,0	22,5
	12H	21,6	22,6	22,0	23,0	23,4	20,8	21,8	21,1	22,1	22,6
4H	2H	18,4	19,7	18,8	19,9	20,2	18,8	20,1	19,3	20,4	20,6
	3H	20,4	21,4	20,7	21,7	22,2	20,3	21,4	20,7	21,7	22,2
	4H	21,2	22,2	21,7	22,6	23,2	20,9	21,8	21,3	22,3	22,8
	6H	22,1	23,0	22,6	23,4	23,8	21,4	22,3	21,9	22,7	23,1
	8H	22,5	23,3	23,0	23,7	24,1	21,6	22,4	22,1	22,8	23,2
	12H	22,8	23,5	23,3	24,0	24,4	21,7	22,5	22,2	22,9	23,4
8H	4H	21,5	22,4	22,0	22,7	23,1	21,2	22,1	21,7	22,4	22,8
	6H	22,6	23,3	23,1	23,7	24,3	21,9	22,6	22,4	23,0	23,6
	8H	23,1	23,7	23,7	24,2	24,9	22,2	22,8	22,7	23,3	24,0
	12H	23,6	24,1	24,2	24,6	25,2	22,5	23,0	23,0	23,5	24,1
12H	4H	21,5	22,3	22,0	22,7	23,2	21,3	22,0	21,8	22,4	22,9
	6H	22,7	23,3	23,2	23,8	24,4	22,0	22,6	22,6	23,1	23,8
	8H	23,3	23,8	23,9	24,3	24,9	22,4	22,9	23,0	23,4	24,0
Variation of the observer position for the luminaire distance S											
S = 1.0H		0,1 / -0,1					0,1 / -0,1				
S = 1.5H		0,1 / -0,2					0,2 / -0,3				
S = 2.0H		0,2 / -0,3					0,6 / -0,7				
Standard table		n/a					n/a				
Correction summand		n/a					n/a				
Corrected glare indices referring to 303 lm total luminous flux											

Coefficients of Utilization

Ceiling reflectance	80				70				50			30			10			0
Wall reflectance	70	50	30	10	70	50	30	10	50	30	10	50	30	10	50	30	10	0
Floor reflectance	20	20	20	20	20	20	20	20	20	20	20	20	20	20	20	20	20	0
RCR	(RCR: Room Cavity Ratio) Room Values are expressed as percentage of Lumens delivered to the task surface																	
0	119	119	119	119	116	116	116	116	111	111	111	106	106	106	102	102	102	100
1	108	102	98	93	105	100	96	92	96	92	89	92	89	86	88	86	84	81
2	98	89	82	76	95	87	81	75	84	78	73	80	76	71	77	73	70	68
3	89	78	70	63	87	77	69	63	74	67	61	71	65	60	68	63	59	57
4	82	69	60	54	79	68	60	53	66	58	52	63	57	52	61	56	51	49
5	75	62	53	46	73	61	52	46	59	51	46	57	50	45	55	49	45	42
6	70	56	47	41	68	55	47	40	53	46	40	52	45	40	50	44	39	37
7	65	51	42	36	63	50	42	36	49	41	36	47	40	35	46	40	35	33
8	60	47	38	32	59	46	38	32	45	37	32	43	37	32	42	36	31	30
9	56	43	35	29	55	42	34	29	41	34	29	40	33	29	39	33	28	27
10	53	40	32	26	52	39	31	26	38	31	26	37	31	26	36	30	26	24

LAMPS (number of lamps)

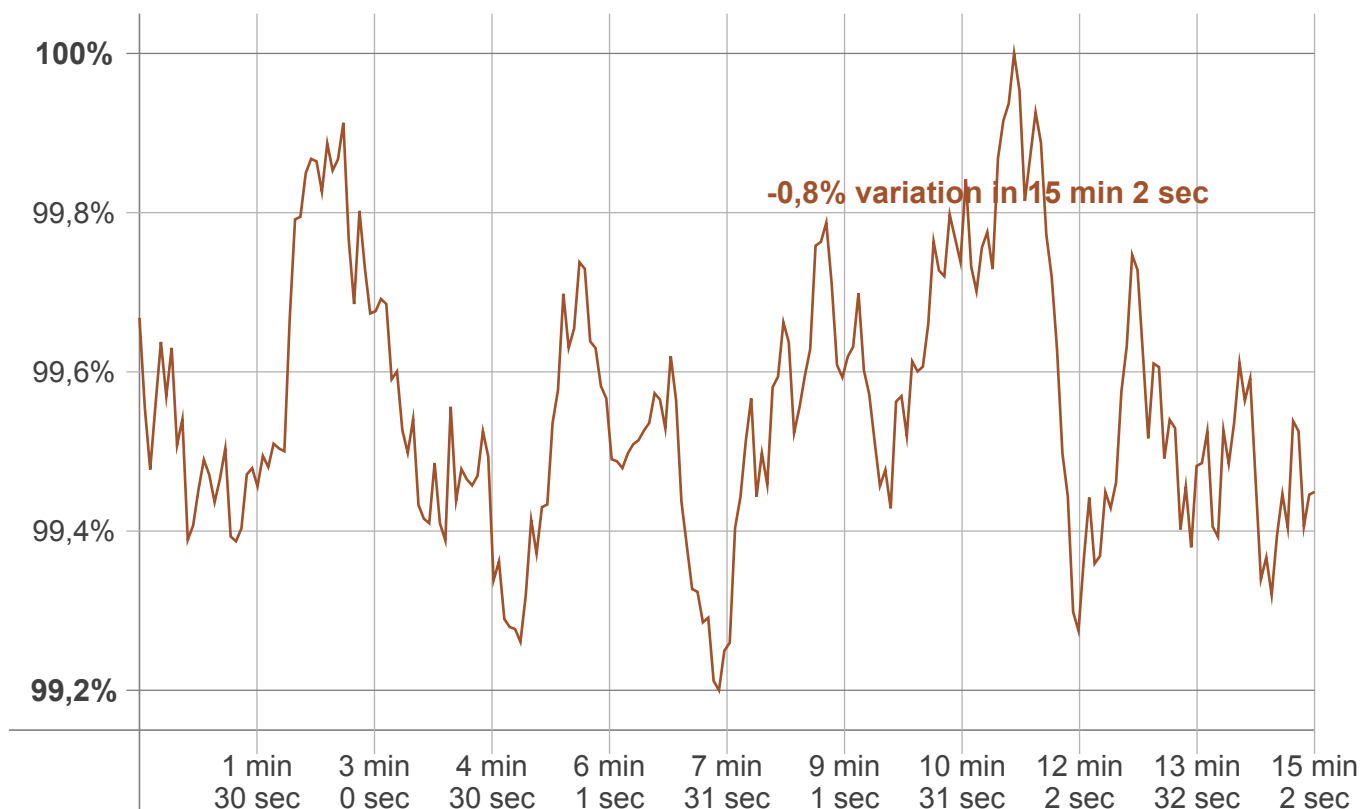
Luminaire budgetary diagram



Zonal Lumen Summary

0°-10°	10°-20°	20°-30°	30°-40°	40°-50°	50°-60°	60°-70°	70°-80°	80°-90°
10,5 lm	29,8 lm	44,3 lm	51,5 lm	50,7 lm	43,9 lm	34,4 lm	24,0 lm	14,2 lm
90°-100°	100°-110°	110°-120°	120°-130°	130°-140°	140°-150°	150°-160°	160°-170°	170°-180°
0,025 lm	0,000 lm	0,000 lm	0,000 lm	0,000 lm	0,000 lm	0,000 lm	0,000 lm	0,000 lm

Warmup curve



Warmup result

Warmup time:	15 min 2 sec
Warmup variation	-0,8%

Warmup conditions

Stable period:	15 min
Stable change max:	2,0%
Minimum time:	15 min

Color temperature change

CCT start	CCT change	CCT end
0 K	0 K	0 K

Output change

Output start	Output change	Output end
303 lm	lm	303 lm