



NP Victory-7

DATENBLATT
DATASHEET



NP Victory-7



70m per feed-in | 1282 lm/m* | CRI > 90 | 2200 K-6500 K

Raum- und Akzentlicht mit hervorragender Farbwiedergabe

Room and accent lighting with excellent colour rendering


Unser **NauticProfil® Victory-7** erfüllt den gehobenen Anspruch an absolut homogene Ausleuchtungen von Lichtvouten im Nahbereich. Als LED-Wallwasher sorgt es innen wie außen für eine beeindruckende und harmonische Fassadenbeleuchtung. Über 150 Lichtpunkte je Meter garantieren eine völlig gleichmäßige Lichtlinie ohne sichtbare Lichtpunkte.

Der hohe Farbwiedergabeindex mit einem CRI > 90, in Kombination mit der sehr hohen Effizienz, ermöglicht beeindruckende Lichtbilder, insbesondere auch in Verbindung mit unseren Linearlinsen. Es stehen fünf Farbtemperaturen zur Auswahl.

The **NauticProfil® Victory-7** meets the high demands for absolutely homogeneous illumination of light coves at close range. As an LED wallwasher, it provides impressive and harmonious facade lighting both indoors and outdoors.

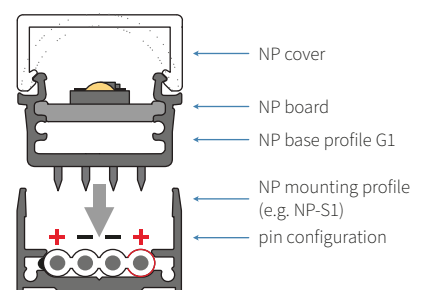
Over 150 light points per metre guarantee a completely uniform light line without visible light points.

The high colour rendering index with a CRI > 90 in combination with the very high efficiency, enables impressive light images, especially also in combination with our linear lenses. There is a choice of five colour temperatures.



Perfekt homogenes Licht für Voutenbeleuchtung und Wallwasher-Effekte

perfectly homogeneous light for cove lighting and wallwasher effects



characteristics



dimming



optional



mounting



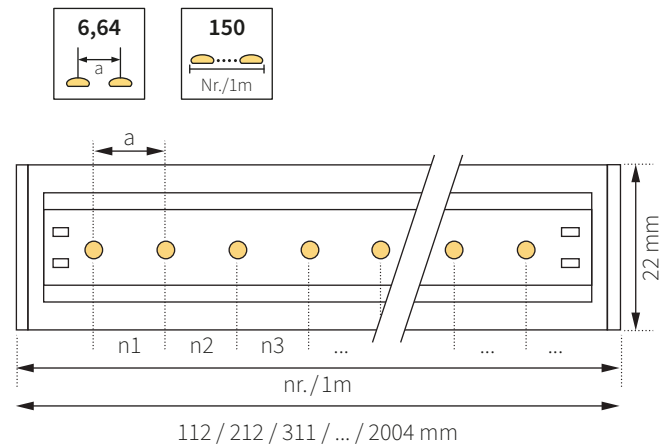
* Alle Angaben zum Lumenstrom beziehen sich auf das Leuchtmittel. In Kombination mit Cover/Linsen kommt es zu material-bedingtem Lichtverlust. All information about the luminous flux refers to the light source. In combination with covers/lenses it comes to material-related light loss.

Bestellnummer
item number

NP/L1C/G1/03F / L1C/G1/ 112 / G1/ ALA / 9 27 / CR W

Technische Daten technical data

Nominal voltage: 48VDC (Range: 44,25 to 49,5VDC)
 nominal wattage: 9,6W/m
 photometric code: 9XX/339; CRI > 90
 luminous efficiency [typ]: 134 lm/W
 LED service life: L90/B10 > 100 000 h
 dimmable: pulse width modulation (PWM)
 length dividing matrix: 100 mm
 LED pitch: 6,64 mm, 150 LEDs/m
 max. length per feed-in: L(max) DIMMED = 70 m (730 W)*
 2 x 16A PWM dimmer, cabling scheme D/PWM/2bb
 L(max) NOT DIMMED = 70 m (730 W)*,
 according to cabling scheme S/1



⚠ Achtung! Die Leistung [W] gesamt im NP System ist gleichmäßig auf die Kanäle 1+2 aufzuteilen.

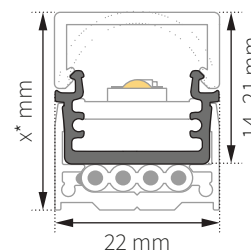
***Attention!** The total power [W] in the NP system is to be divided equally between channels 1+2.

⚠ Alle optischen und elektrischen Daten haben eine Toleranz von +/-10%
 All optical and electrical data have a tolerance of +/-10%

Basisprofil base profile

Das Basisprofil G1 ist mit allen NP Montageprofilen von FLASHAAR® per Plug&Play kombinierbar. Es ist in den Farben Aluminium (ALA) und Schwarz (BA) eloxiert erhältlich.

The base profile G1 can be combined with all NP mounting profiles from FLASHAAR® by Plug & Play. It is available in the colours aluminium (ALA) and black (BA) anodised.



- G1/ALA (Standard)
- G1/BA

*Leuchtenhöhe abhängig vom Montageprofil (21-168 mm), Maße ab S.8

*Luminaire hight depending on mounting profile (21-168 mm), scale from p.8

Farbtemperatur und Lumenstrom colour temperature and luminous flux

	WW 2200 K**	WW 2700K	WW 3000K	NW 4000K	DL 6500 K**
Farbtemperatur colour temperature	WW 2200 K**	WW 2700K	WW 3000K	NW 4000K	DL 6500 K**
CRI typ.	92	94	93	92	91
Lumenstrom typ.* Luminous flux typ.*	852 lm/m	1282 lm/m	1324 lm/m	1420 lm/m	1476 lm/m
	922	927	930	940	965

* Alle Angaben zum Lumenstrom beziehen sich auf das Leuchtmittel. In Kombination mit Cover/Linsen kommt es zu materialbedingtem Lichtverlust.
 All information about the luminous flux refers to the light source. In combination with covers/lenses it comes to material-related light loss.

**Farbtemperatur auf Anfrage.
 Colour temperature on request.

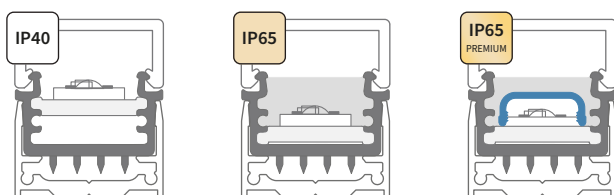


IP Schutzarten IP protection types

Je nach Anwendung, gibt es verschiedene Schutzarten für unsere LED Leuchteneinsätze. Als Standard bieten wir unsere Leuchten in IP40 an. Für die Schutzart IP65 vergießen wir unsere Leuchten mit einem hochwertigen transparenten Polyurethan-Verguss (PU-Verguss), frei von störenden Mikroblasen.

Beim patentierten FLASHAAR® PremiumCoating (IP65 Premium) wird ein spezielles Cover über die hochwertigen LED-Alukernplatten geklipst. Das Cover verhindert den direkten Kontakt mit dem Gießharz, bzw. PU-Verguss und verhindert somit einen unerwünschten Farbdrift.

⚠ Achtung! Ein Leuchteneinsatz mit IP65- oder IP65 Premium-Verguss ist ausschließlich in den Längen von 112 mm bis 1008 mm realisierbar.



Depending on the application, there are different protection types for our LED light inserts. As standard, we offer the luminaires in IP40. For protection type IP65, we cast our luminaires with a high-quality transparent polyurethane encapsulation (PU encapsulation) free of disruptive micro-bubbles.

With the patented FLASHAAR® PremiumCoating (IP65 Premium), a special cover is clipped over the high-quality LED aluminium core boards. The cover prevents direct contact with the casting resin or PU potting and thus prevents unwanted colour drift.

⚠ Attention! A light insert with IP65 or IP65 Premium encapsulation can only be realised in lengths from 112 mm to 1008 mm.

Beispiel: Vergleich Farbtemperatur und Lumenstrom bei verschiedenen Schutzarten example: Comparison of colour temperature and lumen output for different protection types

vermessene Leuchte* measured luminaire*	IP40	IP65	IP65 Premium
Beispiel/ Example: NP Navigator-3; 2700 K NP/L1C/G1/03F/L1C/G1/0510/827	2700 K 1582 lm/m // 2738 K	2700 K 1058 lm/m // 3738 K //+1000 K	2700 K 1336 lm/m // 2738 K

* Alle Angaben unterliegen den Messtoleranzen. All specifications are subject to measurement tolerances.

Übersicht Standardlängen & Wattagen

Overview standard lengths & wattages

IP40,IP65,IP65Premium		
Product-Nr.	L (mm)*	Watt**
NP/L1C/G1/03F/L1C/G1/0112/###/###	112	0,96
NP/L1C/G1/03F/L1C/G1/0212/###/###	212	1,92
NP/L1C/G1/03F/L1C/G1/0311/###/###	311	2,88
NP/L1C/G1/03F/L1C/G1/0411/###/###	411	3,84
NP/L1C/G1/03F/L1C/G1/0510/###/###	510	4,80
NP/L1C/G1/03F/L1C/G1/0610/###/###	610	5,76
NP/L1C/G1/03F/L1C/G1/0710/###/###	710	6,72
NP/L1C/G1/03F/L1C/G1/0809/###/###	809	7,68
NP/L1C/G1/03F/L1C/G1/0909/###/###	909	8,64
NP/L1C/G1/03F/L1C/G1/1008/###/###	1008	9,60

IP40		
Product-Nr.	L (mm)*	Watt**
NP/L1C/G1/03F/L1C/G1/1108/###/###	1108	10,56
NP/L1C/G1/03F/L1C/G1/1208/###/###	1208	11,52
NP/L1C/G1/03F/L1C/G1/1307/###/###	1307	12,48
NP/L1C/G1/03F/L1C/G1/1407/###/###	1407	13,44
NP/L1C/G1/03F/L1C/G1/1506/###/###	1506	14,40
NP/L1C/G1/03F/L1C/G1/1606/###/###	1606	15,36
NP/L1C/G1/03F/L1C/G1/1706/###/###	1706	16,32
NP/L1C/G1/03F/L1C/G1/1805/###/###	1805	17,28
NP/L1C/G1/03F/L1C/G1/1905/###/###	1905	18,24
NP/L1C/G1/03F/L1C/G1/2004/###/###	2004	19,20

Übersicht Standardlängen & Wattagen

Overview standard lengths & wattages


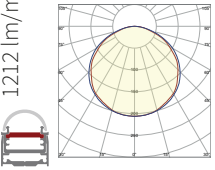
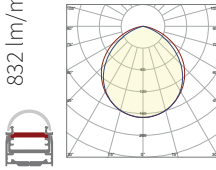
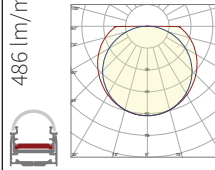

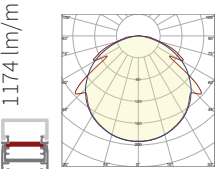
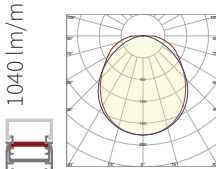
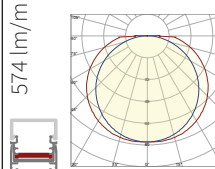
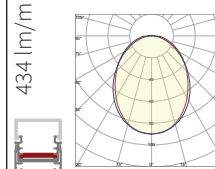
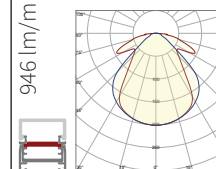

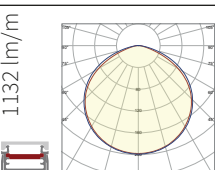
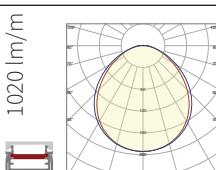
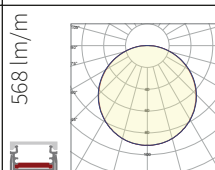
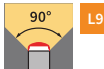
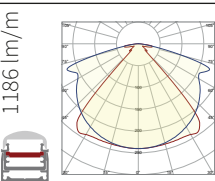
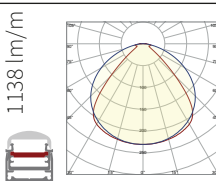
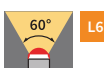
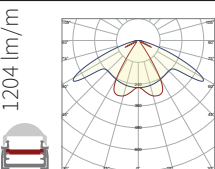
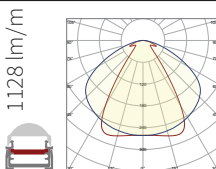

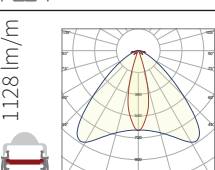
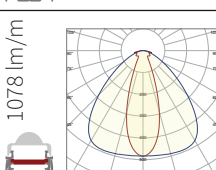

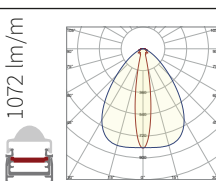


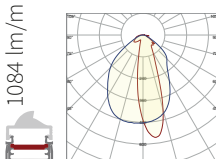


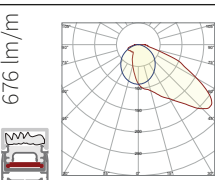



IP40		
Product-Nr.	L (mm)*	Watt**
NP/L1C/G1/03F/L1C/G1/0132/###/###	132	1,92
NP/L1C/G1/03F/L1C/G1/0152/###/###	152	1,92
NP/L1C/G1/03F/L1C/G1/0172/###/###	172	1,92
NP/L1C/G1/03F/L1C/G1/0192/###/###	192	2,88
NP/L1C/G1/03F/L1C/G1/0232/###/###	232	2,88
NP/L1C/G1/03F/L1C/G1/0252/###/###	252	2,88
NP/L1C/G1/03F/L1C/G1/0271/###/###	271	2,88
NP/L1C/G1/03F/L1C/G1/0291/###/###	291	3,84
NP/L1C/G1/03F/L1C/G1/0331/###/###	331	3,84
NP/L1C/G1/03F/L1C/G1/0351/###/###	351	3,84
NP/L1C/G1/03F/L1C/G1/0371/###/###	371	3,84
NP/L1C/G1/03F/L1C/G1/0391/###/###	391	4,80
NP/L1C/G1/03F/L1C/G1/0341/###/###	341	4,80
NP/L1C/G1/03F/L1C/G1/0451/###/###	451	4,80
NP/L1C/G1/03F/L1C/G1/0471/###/###	471	4,80
NP/L1C/G1/03F/L1C/G1/0491/###/###	491	5,76
NP/L1C/G1/03F/L1C/G1/0530/###/###	530	5,76
NP/L1C/G1/03F/L1C/G1/0550/###/###	550	5,76
NP/L1C/G1/03F/L1C/G1/0570/###/###	570	5,76
NP/L1C/G1/03F/L1C/G1/0590/###/###	590	6,72
NP/L1C/G1/03F/L1C/G1/0630/###/###	630	6,72
NP/L1C/G1/03F/L1C/G1/0650/###/###	650	6,72
NP/L1C/G1/03F/L1C/G1/0670/###/###	670	6,72
NP/L1C/G1/03F/L1C/G1/0690/###/###	690	7,68
NP/L1C/G1/03F/L1C/G1/0730/###/###	730	7,68
NP/L1C/G1/03F/L1C/G1/0750/###/###	750	7,68
NP/L1C/G1/03F/L1C/G1/0769/###/###	769	7,68
NP/L1C/G1/03F/L1C/G1/0789/###/###	789	8,64
NP/L1C/G1/03F/L1C/G1/0829/###/###	829	8,64
NP/L1C/G1/03F/L1C/G1/0849/###/###	849	8,64
NP/L1C/G1/03F/L1C/G1/0869/###/###	869	8,64
NP/L1C/G1/03F/L1C/G1/0889/###/###	889	9,60
NP/L1C/G1/03F/L1C/G1/0929/###/###	929	9,60
NP/L1C/G1/03F/L1C/G1/0949/###/###	949	9,60
NP/L1C/G1/03F/L1C/G1/0969/###/###	969	9,60
NP/L1C/G1/03F/L1C/G1/0989/###/###	989	10,56

IP40		
Product-Nr.	L (mm)*	Watt**
NP/L1C/G1/03F/L1C/G1/1028/###/###	1028	10,56
NP/L1C/G1/03F/L1C/G1/1048/###/###	1048	10,56
NP/L1C/G1/03F/L1C/G1/1068/###/###	1068	10,56
NP/L1C/G1/03F/L1C/G1/1088/###/###	1088	11,52
NP/L1C/G1/03F/L1C/G1/1128/###/###	1128	11,52
NP/L1C/G1/03F/L1C/G1/1148/###/###	1148	11,52
NP/L1C/G1/03F/L1C/G1/1168/###/###	1168	11,52
NP/L1C/G1/03F/L1C/G1/1188/###/###	1188	12,48
NP/L1C/G1/03F/L1C/G1/1228/###/###	1228	12,48
NP/L1C/G1/03F/L1C/G1/1248/###/###	1248	12,48
NP/L1C/G1/03F/L1C/G1/1267/###/###	1267	12,48
NP/L1C/G1/03F/L1C/G1/1287/###/###	1287	13,44
NP/L1C/G1/03F/L1C/G1/1327/###/###	1327	13,44
NP/L1C/G1/03F/L1C/G1/1347/###/###	1347	13,44
NP/L1C/G1/03F/L1C/G1/1367/###/###	1367	13,44
NP/L1C/G1/03F/L1C/G1/1387/###/###	1387	14,40
NP/L1C/G1/03F/L1C/G1/1427/###/###	1427	14,40
NP/L1C/G1/03F/L1C/G1/1447/###/###	1447	14,40
NP/L1C/G1/03F/L1C/G1/1467/###/###	1467	14,40
NP/L1C/G1/03F/L1C/G1/1487/###/###	1487	15,36
NP/L1C/G1/03F/L1C/G1/1526/###/###	1526	15,36
NP/L1C/G1/03F/L1C/G1/1546/###/###	1546	15,36
NP/L1C/G1/03F/L1C/G1/1566/###/###	1566	15,36
NP/L1C/G1/03F/L1C/G1/1586/###/###	1586	16,32
NP/L1C/G1/03F/L1C/G1/1626/###/###	1626	16,32
NP/L1C/G1/03F/L1C/G1/1646/###/###	1646	16,32
NP/L1C/G1/03F/L1C/G1/1666/###/###	1666	16,32
NP/L1C/G1/03F/L1C/G1/1686/###/###	1686	17,28
NP/L1C/G1/03F/L1C/G1/1726/###/###	1726	17,28
NP/L1C/G1/03F/L1C/G1/1746/###/###	1746	17,28
NP/L1C/G1/03F/L1C/G1/1765/###/###	1765	17,28
NP/L1C/G1/03F/L1C/G1/1785/###/###	1785	18,24
NP/L1C/G1/03F/L1C/G1/1825/###/###	1825	18,24
NP/L1C/G1/03F/L1C/G1/1845/###/###	1845	18,24
NP/L1C/G1/03F/L1C/G1/1865/###/###	1865	18,24
NP/L1C/G1/03F/L1C/G1/1885/###/###	1885	19,20
NP/L1C/G1/03F/L1C/G1/1925/###/###	1925	19,20
NP/L1C/G1/03F/L1C/G1/1945/###/###	1945	19,20
NP/L1C/G1/03F/L1C/G1/1965/###/###	1965	19,20
NP/L1C/G1/03F/L1C/G1/1982/###/###	1982	20,16

⚠ Achtung! Im Außenbereich (IP65 und IP65 Premium) ist maximal ein Leuchteneinsatz in der Länge von 112 mm bis 1008 mm realisierbar.
Attention! In outdoor areas (IP65 and IP65 Premium), a maximum of one luminaire insert can be realised in lengths from 112 mm to 1008 mm.
 ** Leistungsangaben +/- 10% | performance data +/- 10%

Lichtverteilungskurven NP/L1C/G1/03F
light distribution curves NP/L1C/G1/03F

IP40

cover & lenses	T	F	W	G	M		
cover round 120° 	1212 lm/m 	832 lm/m 	486 lm/m 				
cover square 120° 	1174 lm/m 	1040 lm/m 	574 lm/m 	434 lm/m 	946 lm/m 		
cover flat 120° 	1132 lm/m 	1020 lm/m 	568 lm/m 				
lens 90° 	1186 lm/m 	1138 lm/m 					
lens 60° 	1204 lm/m 	1128 lm/m 					
lens 30° 	1128 lm/m 	1078 lm/m 	<p>Alle Werte in der Tabelle gemessen bei 2700 K. Messwerte unterliegen den typischen Toleranzen. Andere Konfigurationen erhalten Sie auf Anfrage. All values in the table measured at 2700 K. Measured values are subject to the typical tolerances. Other configurations are available on request. Alle lichttechnischen Daten – vermessen im FLASHAAR® Lichtlabor – finden Sie unter flashaar.de im Download-Bereich. Alle optischen und elektrischen Daten haben eine Toleranz von +/- 10%. All photometric data – measured in FLASHAAR's light laboratory – find you at flashaar.de in the download area. All optical and electrical data have a tolerance of +/- 10%.</p> <p>Messdaten für IP65/IP65 Premium auf Anfrage. Measurement data for IP65 / IP65 Premium on request.</p>		EPREL-Daten:		
lens 15° 		1072 lm/m 					2200 K 
lens LAF-2 asymmetric 		1084 lm/m 					2700 K 
lens ILAF asymmetric (IP65 P) 	676 lm/m 						3000 K 
							4000 K 
					6500 K 		

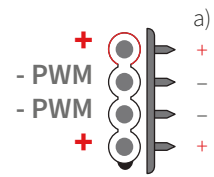
Verdrahtungsschemata wiring diagrams

Beispiel für max. Länge mit einer elektrischen Einspeisung.*
Example for max. length with one electrical feed.*

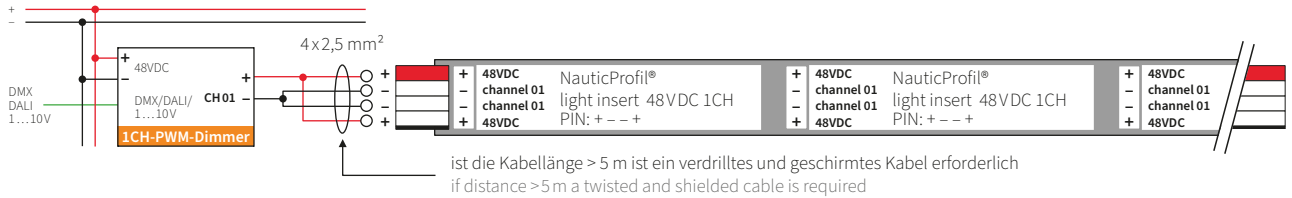
WD/D/PWM/1a (1x1CH)

Dimmbar mittels PWM, System mit 1 Kanal, 48V DC /
1CH Leuchteneinsätze mit redundanter PIN-Belegung
dimmable by PWM, system with 1 channel, 48VDC /
1CH light insert with double PIN connection

*max. 47 m (500 W) pro Einspeisung / max. 47 m (500 W) per feed in



48 VDC

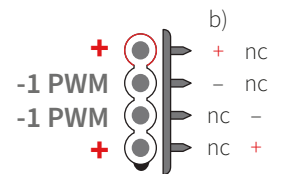


WD/D/PWM/2bb (2x1CH)

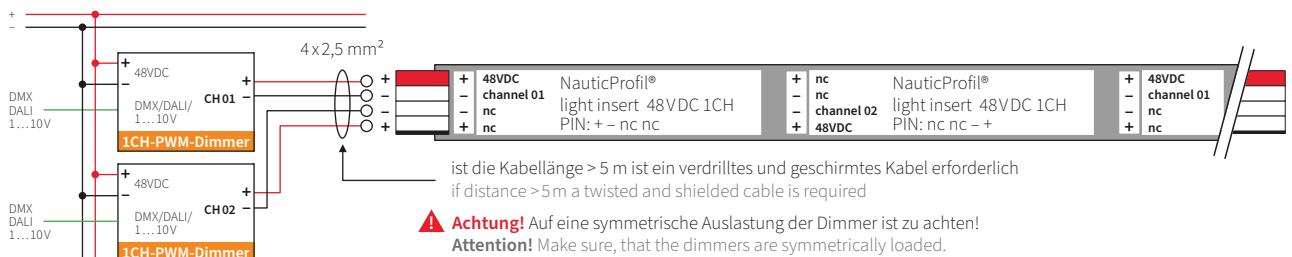
Dimmbar mittels PWM, System mit 2 Dimmern 1 Kanal, 48V DC /
1CH Leuchteneinsätze

dimmable by PWM, system with 2 dimmer 1 channel, 48VDC / 1CH light insert

*max. 70 m (730 W) pro Einspeisung / max. 70 m (730 W) per feed in



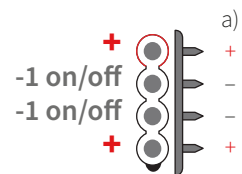
48 VDC



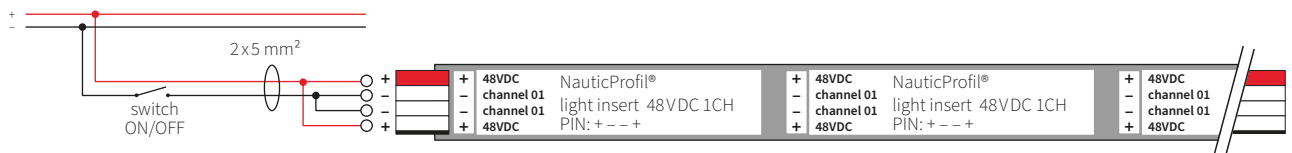
WD/S/1a (1x1CH)

Schaltbar, System mit 1 Kanal, 48V DC /
1CH Leuchteneinsätze mit redundanter PIN-Belegung
to switch ON/OFF, system with 1 channel, 48VDC /
1CH light insert with double PIN connection

*max. 72 m (750 W) pro Einspeisung / max. 72 m (750 W) per feed in



48 VDC



Übersicht Abmessungen und Einbaumaße mit dem Basisprofil G1

overview dimensions and installation dimensions with base profile G1

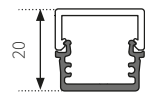
covers and lenses ▶



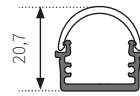
NP mounting profiles



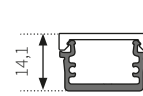
cover CS/CM/ILAF



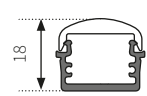
cover CR



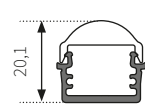
cover CF



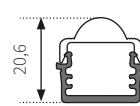
lens L9



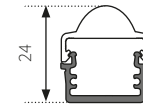
lens L6



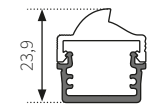
lens L3



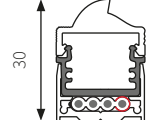
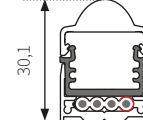
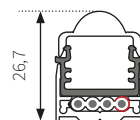
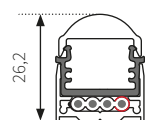
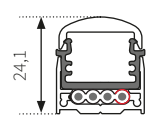
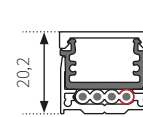
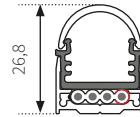
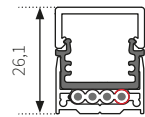
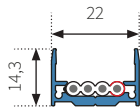
lens L1



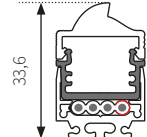
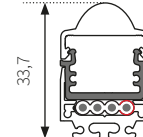
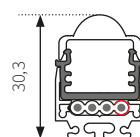
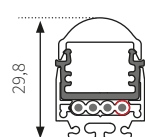
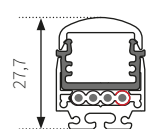
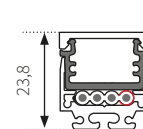
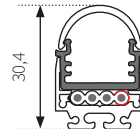
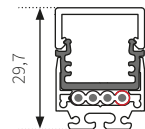
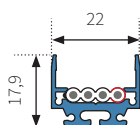
lens LAF-2



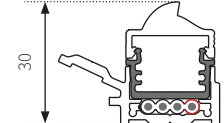
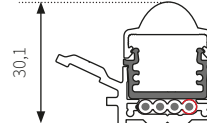
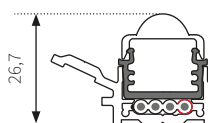
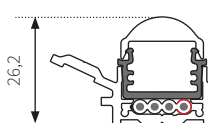
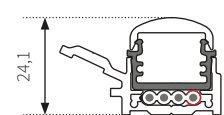
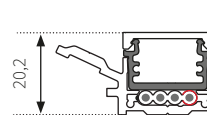
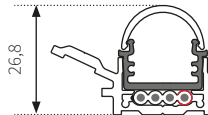
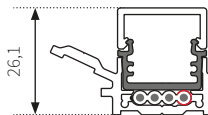
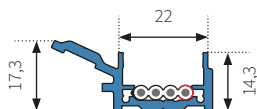
NP S1



NP S2



NP S3



Übersicht Abmessungen und Einbaumaße mit dem Basisprofil G1

overview dimensions and installation dimensions with base profile G1

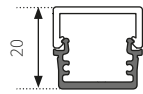
covers and lenses ▶



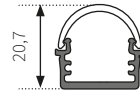
NP mounting profiles



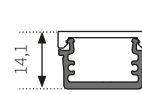
cover CS/CM/ILAF



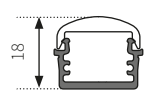
cover CR



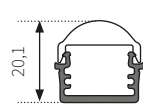
cover CF



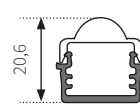
lens L9



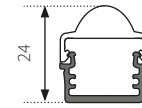
lens L6



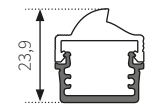
lens L3



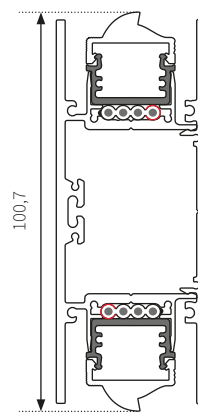
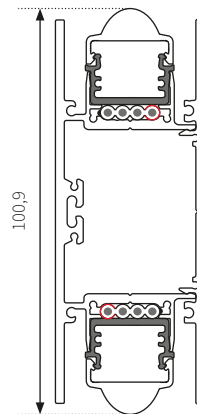
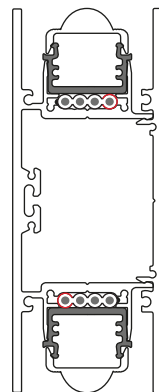
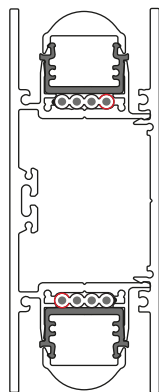
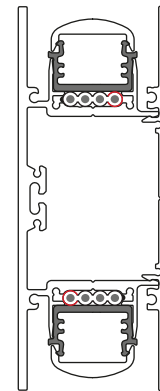
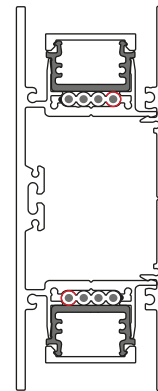
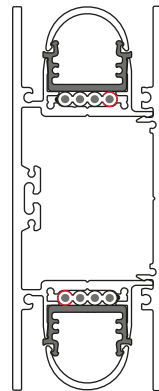
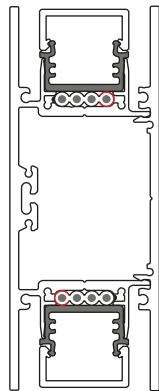
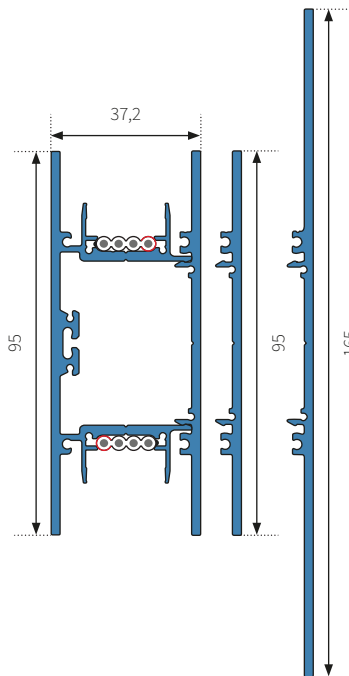
lens L1



lens LAF-2



NP H1/H2



Übersicht Abmessungen und Einbaumaße mit dem Basisprofil G1

overview dimensions and installation dimensions with base profile G1

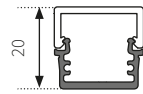
covers and lenses ▶



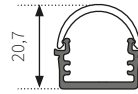
NP mounting profiles



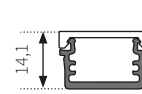
cover CS/CM/ILAF



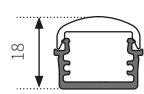
cover CR



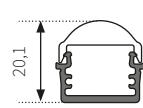
cover CF



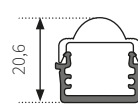
lens L9



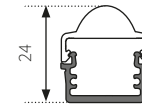
lens L6



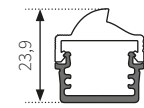
lens L3



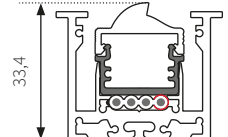
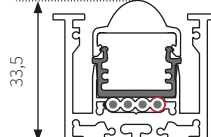
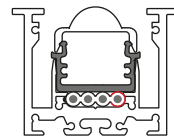
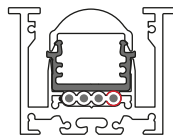
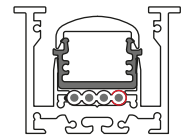
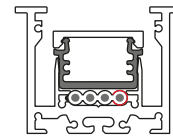
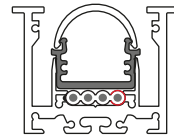
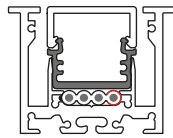
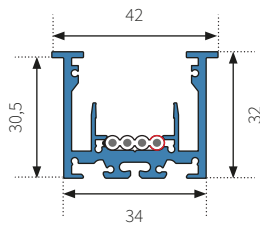
lens L1



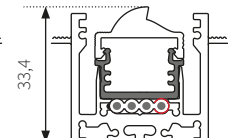
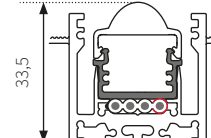
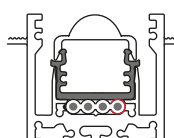
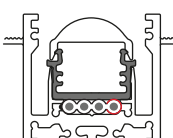
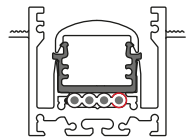
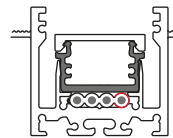
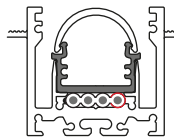
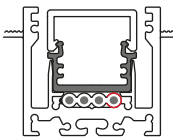
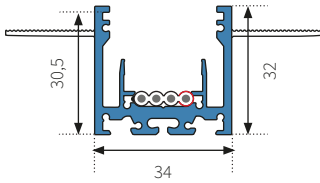
lens LAF-2



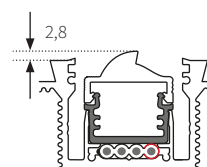
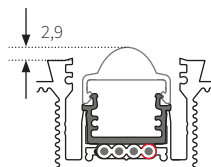

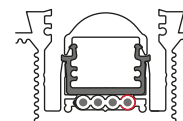
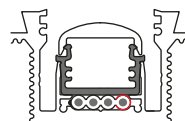
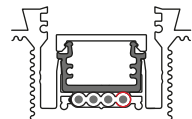

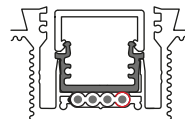
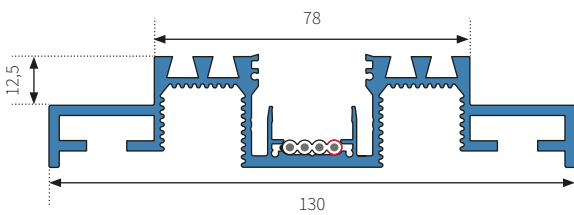
NP R1



NP R2/R4



NP R3



Übersicht Abmessungen und Einbaumaße mit dem Basisprofil G1

overview dimensions and installation dimensions with base profile G1

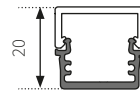
covers and lenses ▶



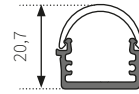
NP mounting profiles



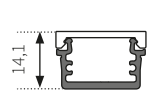
cover CS/CM/ILAF



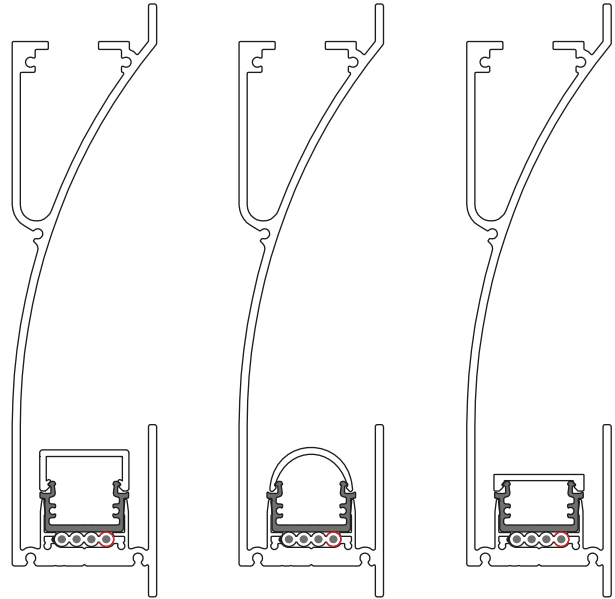
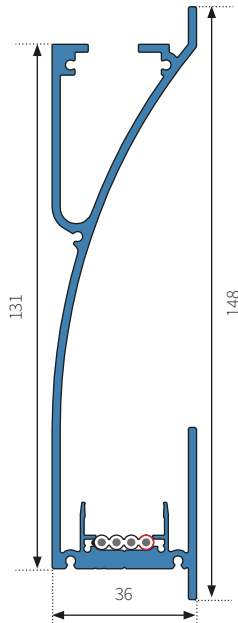
cover CR



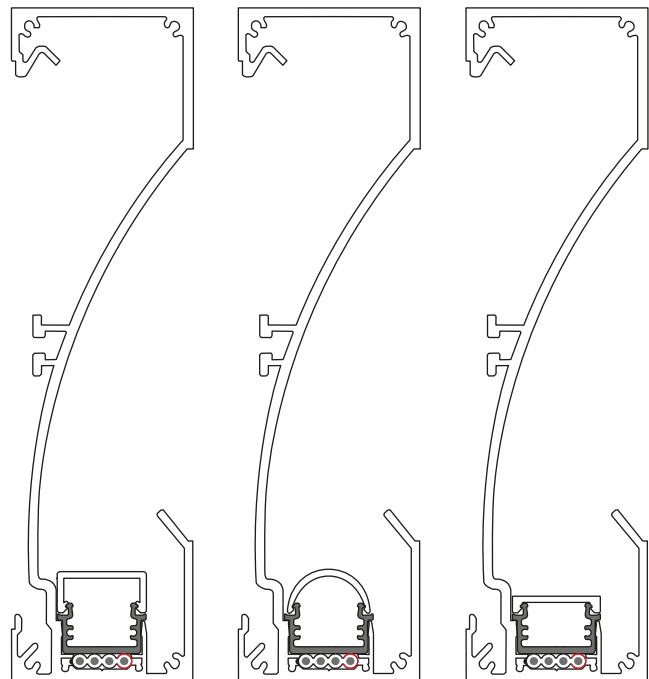
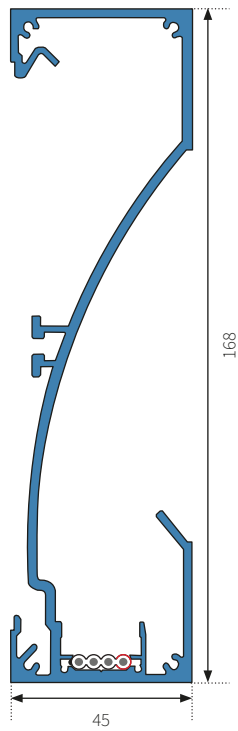
cover CF



NP I1



NP I2



Übersicht Abmessungen und Einbaumaße mit dem Basisprofil G1

overview dimensions and installation dimensions with base profile G1

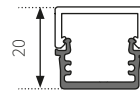
covers and lenses ▶



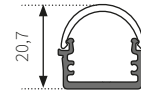
NP mounting profiles



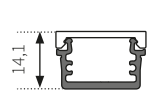
cover CS/CM/ILAF



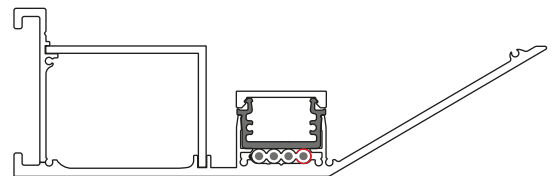

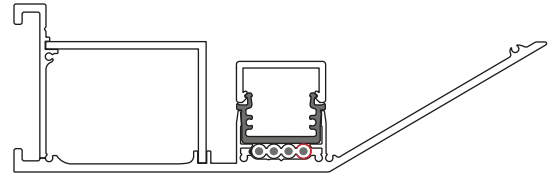
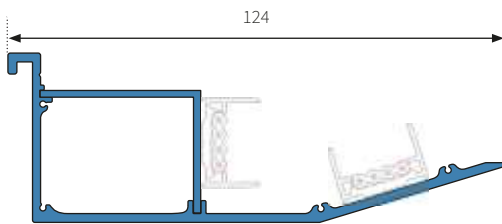
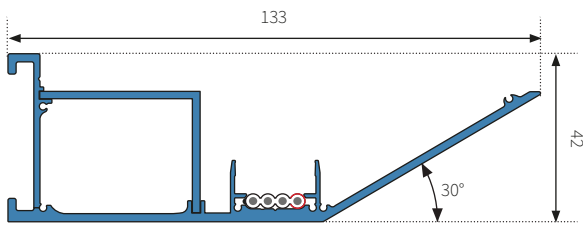
cover CR



cover CF



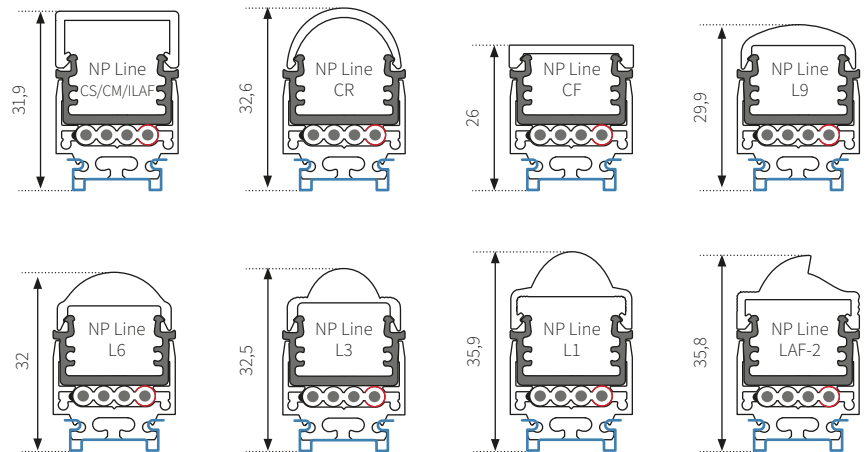
NP W1/W2



Übersicht Abmessungen und Einbaumaße NP S2 mit Montageclips mit dem Basisprofil G1
 overview dimensions and installation dimensions NP S2 with mounting clips with base profile G1

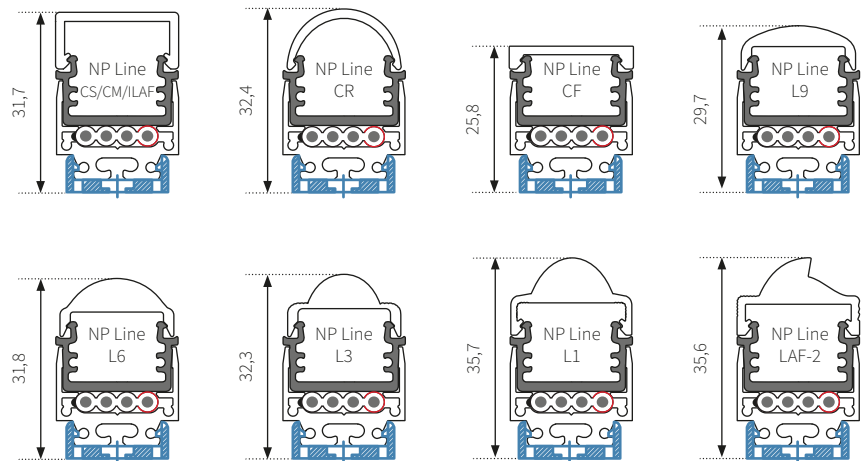
FL/SCLIP-0/0

Federclip 0°
 spring clip 0°



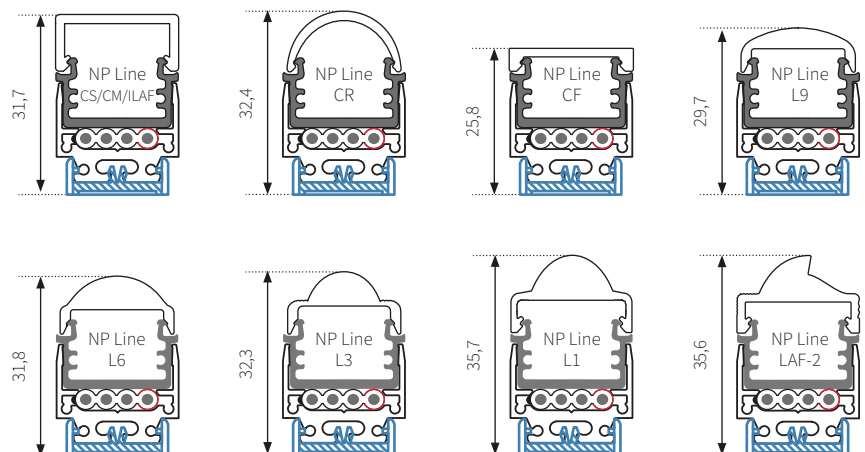
FL/CLIP-0/0

Montageclip 0°,
 ohne Zapfen gegen Gleiten
 mounting clip 0°,
 without stud to prevent sliding



FL/CLIP-1/0

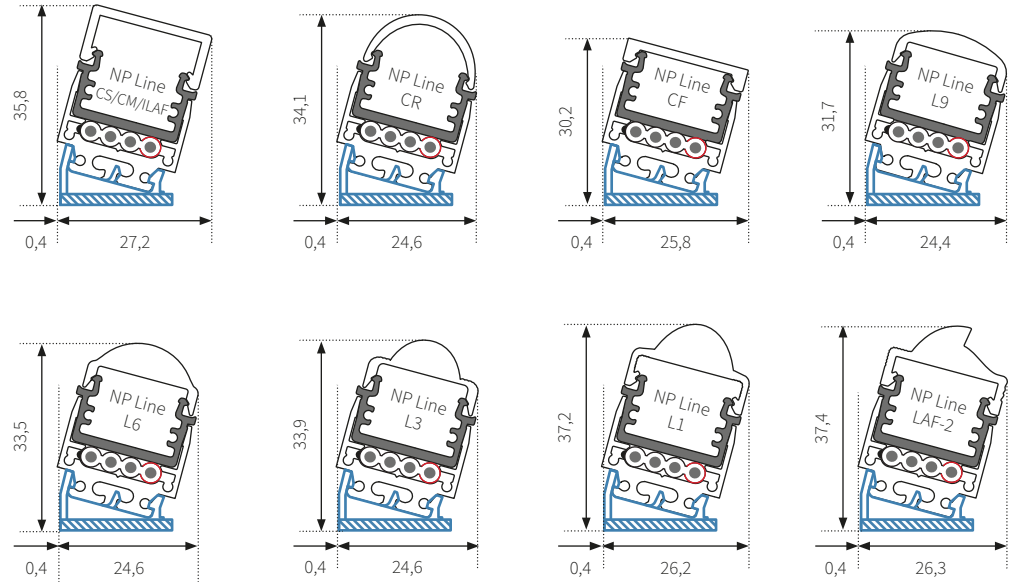
Montageclip 0°,
 mit Zapfen gegen Gleiten
 mounting clip 0°,
 with stud to prevent sliding



Übersicht Abmessungen und Einbaumaße NP S2 mit Montageclips mit dem Basisprofil G1 overview dimensions and installation dimensions NP S2 with mounting clips with base profile G1

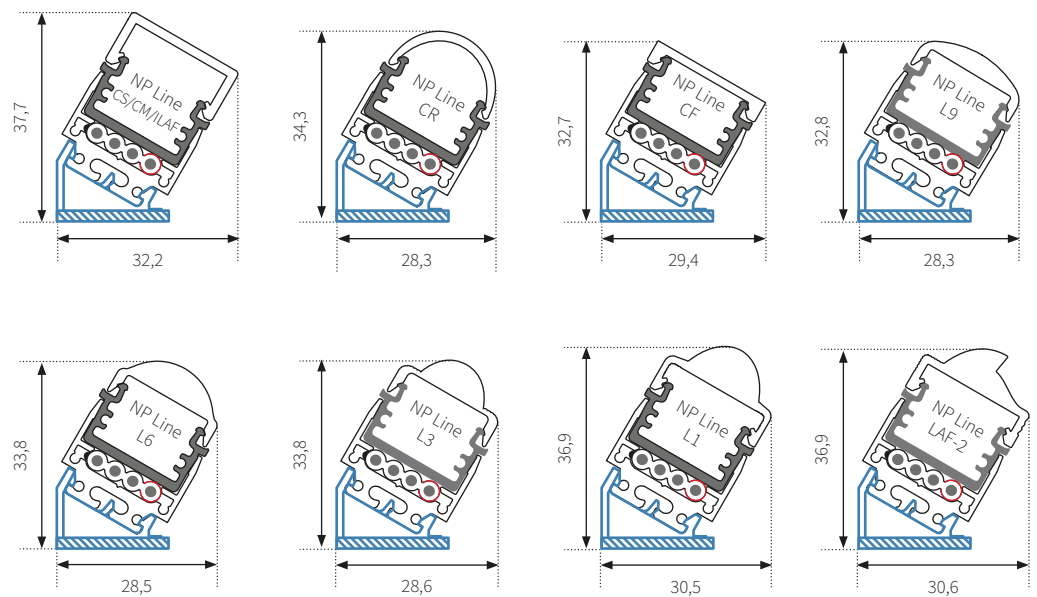
FL/CLIP-1/15

Montageclip 15°, mit Zapfen gegen Gleiten
mounting clip 15°, with stud to prevent sliding



FL/CLIP-1/30

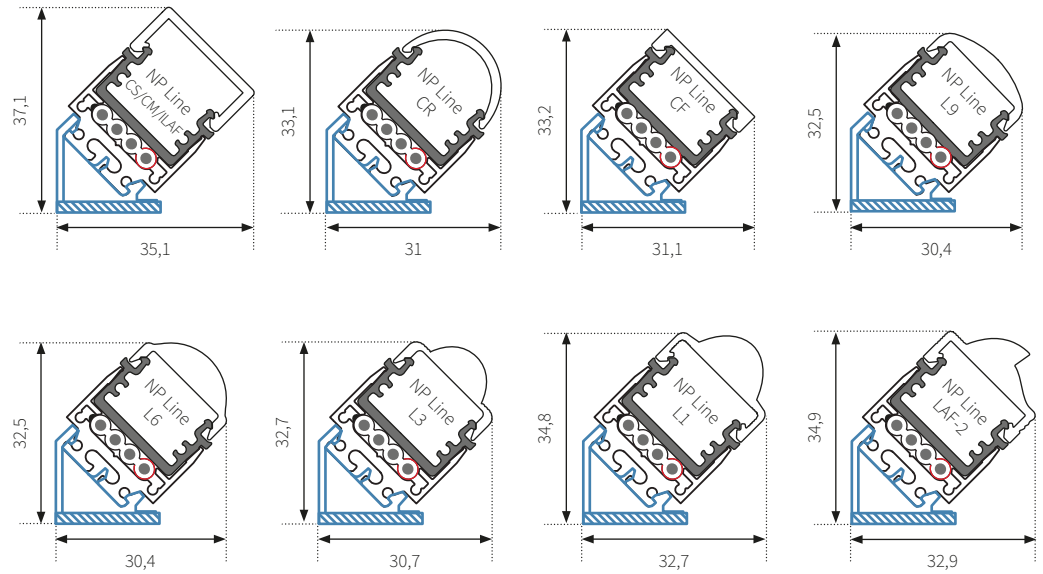
Montageclip 30°, mit Zapfen gegen Gleiten
mounting clip 30°, with stud to prevent sliding



Übersicht Abmessungen und Einbaumaße NP S2 mit Montageclips mit dem Basisprofil G1 overview dimensions and installation dimensions NP S2 with mounting clips with base profile G1

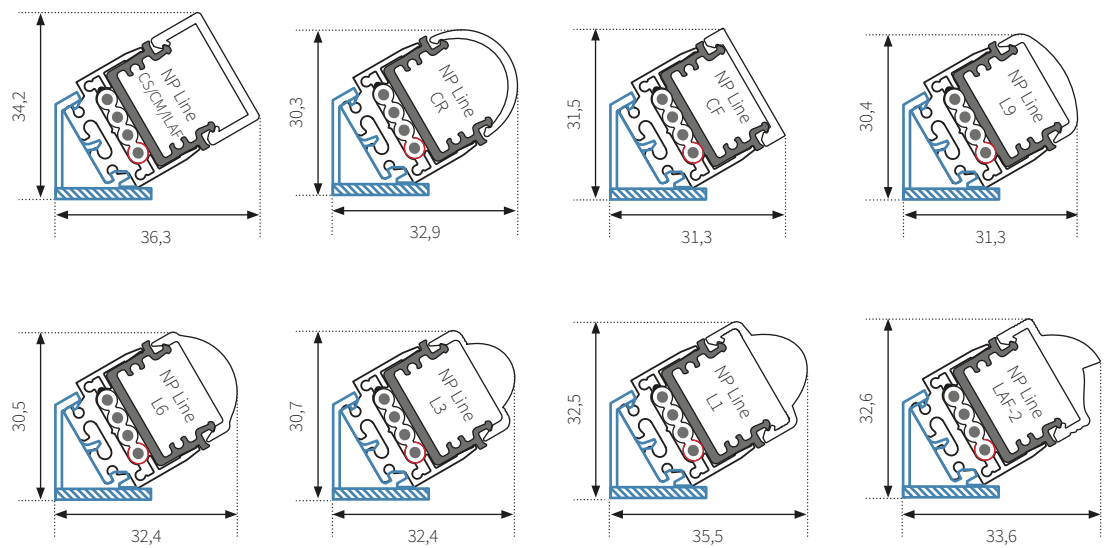
FL/CLIP-1/45

Montageclip 45°, mit Zapfen gegen Gleiten
mounting clip 45°, with stud to prevent sliding



FL/CLIP-1/60

Montageclip 60°, mit Zapfen gegen Gleiten
mounting clip 60°, with stud to prevent sliding





Allgemeine Geschäftsbedingungen

general terms and conditions of business

Unsere Allgemeinen Geschäftsbedingungen sind auf unseren Internet-Seiten unter folgender Adresse zu finden:
<https://flashaar.de/agb/>

Our general terms and conditions of business can be found on our website at the following address:
<https://flashaar.de/en/conditions/>

Bestellinformationen

delivery information

Erforderliche Angaben auf Ihrer Bestellung

- Produktname
- Vollständige Artikelnummer (inklusive den zu ergänzenden Angaben z. B. Lichtfarbe, Cover- oder Linsentyp usw.)
- gewünschte Lieferzeit
- Lieferadresse

information required on your order

- product name
- complete item number (including specification codes e.g. light colour, cover or lens type etc.)
- required delivery period
- delivery address

Bestelladresse

FLASHAAR LEDLight GmbH & Co. KG
Gaustraße 13–15
55411 Bingen am Rhein
Deutschland
FON +49 6721 9195-0
FAX +49 6721 9195-91
bestellung@ledlight.flashaar.com
<https://flashaar.de>

ordering address

FLASHAAR LEDLight GmbH & Co. KG
Gaustraße 13–15
55411 Bingen am Rhein
Germany
FON +49 6721 9195-0
FAX +49 6721 9195-91
order@ledlight.flashaar.com
<https://flashaar.de/en>

Versandkosten

Wir berechnen Ihnen ausschließlich die tatsächlich angefallenen Versandkosten. Je nach Auftragswert und Quantität fallen zusätzliche Verpackungskosten an.

indicative value of shipping costs

Please note, we charge you only the actual delivery costs. Additional handling charges may be applied depending on order value and quantity.

Ausgabe

edition

Stand: KW 35, 2024

Druckfehler, Irrtum und technische Änderungen sind vorbehalten.

last status: week 35, 2024

Technical changes, errors and printing mistakes are reserved.