



NP Mayflower-3



DATENBLATT
DATASHEET



99 m per feed-in | 302 lm/m* | CRI > 90 | 2200 K - 6500 K

kleine Lumenströme, für stimmungsvolle Beleuchtung
small lumen currents, for atmospheric lighting



NauticProfil® Mayflower-3

**Licht, das neben Sicherheit
ein angenehmes Ambiente schafft**

A light that creates a pleasant ambience
in addition to safety

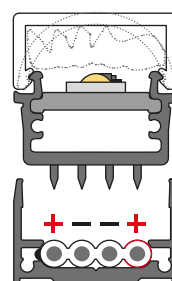

Die LED-Linie **NauticProfil® Mayflower-3** wurde für den Außenbereich konzipiert. Sie ist die erste Wahl, wenn kleine Lumenströme gewünscht sind. Eingesetzt in Handläufen und Geländern jeder Art, sorgt sie für Sicherheit und eine stimmungsvolle Beleuchtung. Das NauticProfil® Mayflower-3 eignet sich hervorragend für den Einsatz in Park- und Gartenanlagen, Parkplätzen oder Tunnel und Unterführungen.

Pro Einspeisung sind Lichtlinien mit bis zu 99 m Gesamtlänge realisierbar – und das mit erstklassigem Preis-Leistungsverhältnis. Es stehen fünf Farbtemperaturen zur Auswahl.

The LED line **NauticProfil® Mayflower-3** was designed for outdoor use. It is the first choice when low lumen level is desired. Used in handrails and railings of all kinds, it provides safety and atmospheric lighting.

The NauticProfil® Mayflower-3 is ideal for use in parks and gardens, car parks or tunnels, and subways.

Light lines with a total length of up to 99 m in length can be realised with a first-class price-performance ratio. Five colour temperatures can be selected.



NP cover / lenses
NP board
NP base profile G1

NP mounting profile (e.g. NP-S1)
pin configuration
NP flat cable



characteristics



dimming



optional



mounting



* Alle Angaben zum Lumenstrom beziehen sich auf das Leuchtmittel. In Kombination mit Cover / Linsen kommt es zu material-bedingtem Lichtverlust.
All information about the luminous flux refers to the light source. In combination with covers / lenses it comes to material-related light loss

Bestellnummer
item number

NP/L1C/G1/10C

L1C/G1/ 112

G1/ ALA

9 27

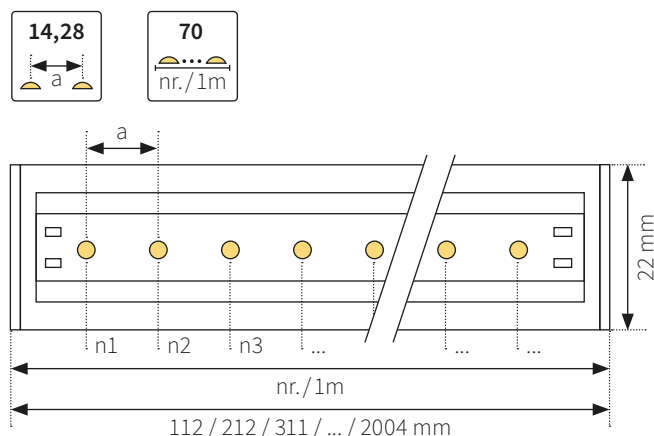
CR W

Technische Daten

technical data

nominal voltage: **24 V DC** (Range: 21,45 to 25,5 V DC)
nominal wattage: **2,4 W/m**
photometric code: 9XX/339; **CRI > 90**
luminous efficiency [typ]: **126 lm/W**
LED service life: L90/B10 > 100 000 h
dimnable: pulse width modulation (PWM)
length dividing matrix: 100 mm
LED pitch: 14,28 mm, 70 LEDs/m
max. length per feed-in: L(max) DIMMED = 99 m (278 W)*
2 x 16 A PWM dimmer, cabling scheme D/PWM/2bb
L(max) NOT DIMMED = 99 m (278 W)*,
according to cabling scheme S/1

***Achtung!** Die Leistung [W] gesamt im NP System ist gleichmäßig auf die Kanäle 1+2 aufzuteilen.
***Attention!** The total power [W] in the NP system is to be divided equally between channels 1+2.



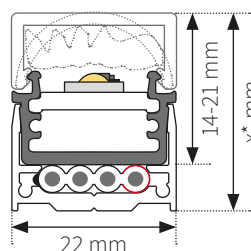
⚠ Alle optischen und elektrischen Daten haben eine Toleranz von +/- 10%.
All optical and electrical data have a tolerance of +/- 10%.

Basisprofil

base profile

Das Basisprofil G1 ist mit allen NP Montageprofilen von FLASHAAR® per Plug & Play kombinierbar. Es ist in den Farben Aluminium (ALA) und Schwarz (BA) eloxiert erhältlich.

The base profile G1 can be combined with all NP mounting profiles from FLASHAAR® by Plug & Play. It is available in the colours aluminium (ALA) and black (BA) anodised.



G1/ALA (Standard)

G1/BA

*Leuchtenhöhe abhängig vom Montageprofil (21 - 168 mm)

*Luminaire height depending on mounting profile (21 - 168 mm)

Farbtemperatur und Lumenstrom

colour temperature and luminous flux

Farbtemperatur colour temperature	WW 2200 K**	WW 2700 K	WW 3000 K	NW 4000 K	DL 6500 K**
CRI typ.	94	95	93	92	91
Lumenstrom typ.* luminous flux typ.*	278 lm/m	302 lm/m	326 lm/m	350 lm/m	358 lm/m
	922	927	930	940	965

* Alle Angaben zum Lumenstrom beziehen sich auf das Leuchtmittel. In Kombination mit Cover/Linsen kommt es zu materialbedingtem Lichtverlust.
All information about the luminous flux refers to the light source. In combination with covers/lenses it comes to material-related light loss.

**Farbtemperatur auf Anfrage.
Colour temperature on request.

Übersicht Standardlängen & Wattagen

overview standard lengths & wattages

IP40, IP65, IP65 Premium		
product-nr.	L (mm)*	Watt**
NP/L1C/G1/10C/L1C/G1/0112/###/###	112	0,24
NP/L1C/G1/10C/L1C/G1/0212/###/###	212	0,48
NP/L1C/G1/10C/L1C/G1/0311/###/###	311	0,72
NP/L1C/G1/10C/L1C/G1/0411/###/###	411	0,96
NP/L1C/G1/10C/L1C/G1/0510/###/###	510	1,20
NP/L1C/G1/10C/L1C/G1/0610/###/###	610	1,44
NP/L1C/G1/10C/L1C/G1/0710/###/###	710	1,68
NP/L1C/G1/10C/L1C/G1/0809/###/###	809	1,92
NP/L1C/G1/10C/L1C/G1/0909/###/###	909	2,16
NP/L1C/G1/10C/L1C/G1/1008/###/###	1008	2,40

IP40		
product-nr.	L (mm)*	Watt**
NP/L1C/G1/10C/L1C/G1/1108/###/###	1108	2,64
NP/L1C/G1/10C/L1C/G1/1208/###/###	1208	2,88
NP/L1C/G1/10C/L1C/G1/1307/###/###	1307	3,12
NP/L1C/G1/10C/L1C/G1/1407/###/###	1407	3,36
NP/L1C/G1/10C/L1C/G1/1506/###/###	1506	3,60
NP/L1C/G1/10C/L1C/G1/1606/###/###	1606	3,84
NP/L1C/G1/10C/L1C/G1/1706/###/###	1706	4,08
NP/L1C/G1/10C/L1C/G1/1805/###/###	1805	4,32
NP/L1C/G1/10C/L1C/G1/1905/###/###	1905	4,56
NP/L1C/G1/10C/L1C/G1/2004/###/###	2004	4,80

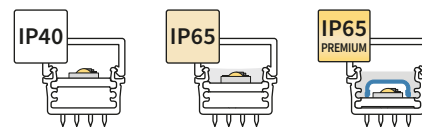
***Achtung!** Im Außenbereich (IP65 und IP65 Premium) ist maximal ein Leuchteinsatz in der Länge von 112 mm bis 1008 mm realisierbar. LED-Teilungsraster ist 100 mm.

***Attention!** In outdoor areas (IP65 and IP65 Premium), a maximum of one luminaire insert can be realised in lengths from 112 mm to 1008 mm. The grid uses 100 mm increments.

**Leistungangaben +/- 10% | ** Performance data +/- 10%

IP Schutzarten

IP protection types



Je nach Anwendung, gibt es verschiedene Schutzarten für unsere LED Leuchteneinsätze. Als Standard bieten wir unsere Leuchten in IP40 an. Für die Schutzart IP65 vergießen wir unsere Leuchten mit einem hochwertigen transparenten Polyurethan-Verguss (PU-Verguss), frei von störenden Mikrobblasen.

Beim patentierten FLASHAAR® PremiumCoating (IP65 Premium) wird ein spezielles Cover über die hochwertigen LED-Alukernplatten geklipst. Das Cover verhindert den direkten Kontakt mit dem Gießharz, bzw. PU-Verguss und verhindert somit einen unerwünschten Farbdrift.

Depending on the application, there are different protection types for our LED light inserts. As standard, we offer the luminaires in IP40. For protection type IP65, we cast our luminaires with a high-quality transparent polyurethane encapsulation (PU encapsulation) free of disruptive micro-bubbles.








With the patented FLASHAAR® PremiumCoating (IP65 Premium), a special cover is clipped over the high-quality LED aluminium core boards. The cover prevents direct contact with the casting resin or PU potting and thus prevents unwanted colour drift.

Achtung! Ein Leuchteneinsatz mit IP65- oder IP65 Premium-Verguss ist ausschließlich in den Längen von 112 mm bis 1008 mm realisierbar.

Attention! A light insert with IP65 or IP65 Premium encapsulation can only be realised in lengths from 112 mm to 1008 mm.

Beispiel: Vergleich Farbtemperatur und Lumenstrom bei verschiedenen Schutzarten

example: Comparison of colour temperature and lumen output for different protection types









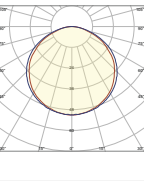

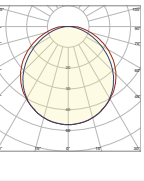

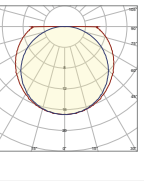



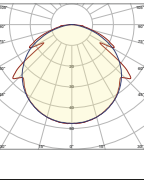

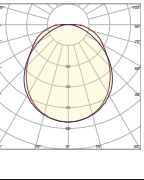

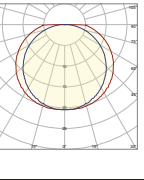

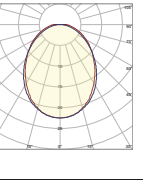

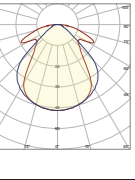



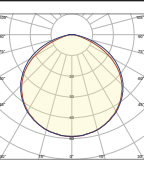

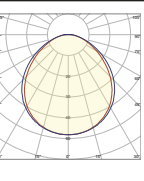

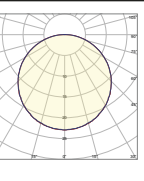
vermessene Leuchte* measured luminaire	IP40	IP65	IP65 Premium
Beispiel/ Example: NP Navigator-3; 2700 K NP/L1C/G1/03F/L1C/G1/0510/827	2700 K 1582 lm/m // 2738 K	2700 K 1058 lm/m // 3738 K //+1000 K	2700 K 1336 lm/m // 2738 K
   			

* Alle Angaben unterliegen den Messtoleranzen. | All specifications are subject to measurement tolerances

Lichtverteilungskurven mit verschiedenen Abdeckungen NP/L1C/G1/10C

light distribution curves with different covers NP/L1C/G1/10C

IP40

cover	 T transparent	 F frosted	 W white	 G grey	 M microprismatic
cover round 120°  	300 lm/m  	286 lm/m  	134 lm/m  		
cover square 120°  	288 lm/m  	266 lm/m  	155 lm/m  	108 lm/m  	263 lm/m  
cover flat 120°  	280 lm/m  	256 lm/m  	144 lm/m  		






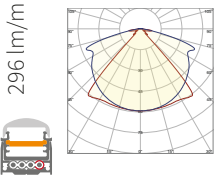
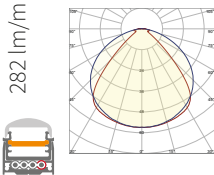

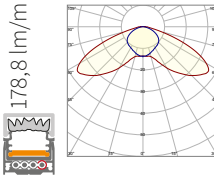

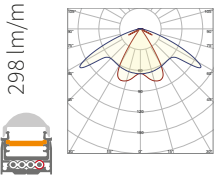
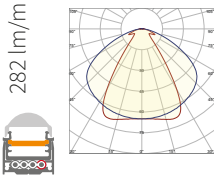

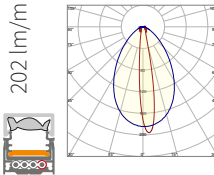

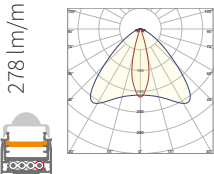
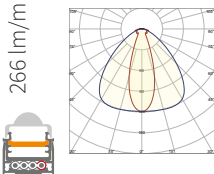

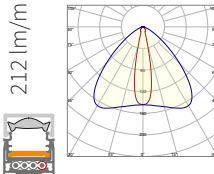

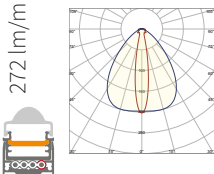

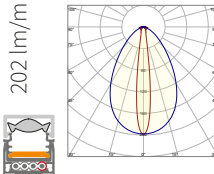

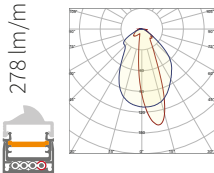

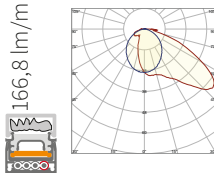
Alle Werte in der Tabelle gemessen bei 2700 K. Messwerte unterliegen den typischen Toleranzen. Alle optischen und elektrischen Daten haben eine Toleranz von +/- 10%. Andere Konfigurationen auf Anfrage. Messdaten für IP65 / IP65 Premium auf Anfrage.

All values in the table measured at 2700 K. Measured values are subject to the typical tolerances. All optical and electrical data have a tolerance of +/- 10%. Configurations available on request. Measurement data for IP65/IP65 Premium available on request.

Lichtverteilungskurven mit verschiedenen Linsen/Einschublinen NP/L1C/G1/10C

light distribution curves with different lenses/insert lenses NP/L1C/G1/10C

IP40

lenses	 transparent	 frosted	lenses	 transparent	 frosted
lens 90°  L9	296 lm/m 	282 lm/m 	insert lens Batwing  ILBW CS	178,8 lm/m 	
lens 60°  L6	298 lm/m 	282 lm/m 	insert lens Wallwasher asymmetric  ILWW CS	202 lm/m 	
lens 30°  L3	278 lm/m 	266 lm/m 	insert lens 30°  IL3F CS	212 lm/m 	
lens 15°  L1		272 lm/m 	insert lens 15°  IL1F CS	202 lm/m 	
lens LAF-2 asymmetric  LA		278 lm/m 	insert lens ILAF asymmetric  ILA CS		166,8 lm/m 

Alle Werte in der Tabelle gemessen bei 2700 K. Messwerte unterliegen den typischen Toleranzen. Andere Konfigurationen erhalten Sie auf Anfrage. Alle lichttechnischen Daten – vermessen im FLASHAAR®Lichtlabor – finden Sie unter flashaar.de im Download-Bereich. Alle optischen und elektrischen Daten haben eine Toleranz von +/- 10%.

Messdaten für IP65 / IP65 Premium auf Anfrage.

All values in the table measured at 2700 K. Measured values are subject to the typical tolerances. Other configurations are available on request. All photometric data – measured in FLASHAAR's light laboratory – available at flashaar.de/en in the download area. All optical and electrical data have a tolerance of +/- 10%.

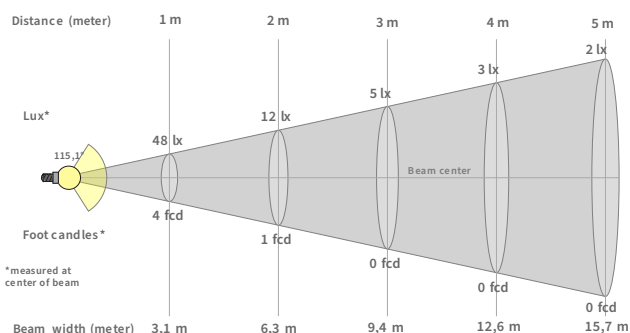
Measurement data for IP65 / IP65 Premium on request.

Lichtstärke*:

gemessen am Bsp. transparente, runde Abdeckung (CRT)

Luminous intensity*:

measured using the example of a transparent, round cover (CRT)



EPREL-Daten:



2200 K



2700 K



3000 K



4000 K



6500 K

Verdrahtungsschemata wiring diagrams

Beispiel für max. Länge mit einer elektrischen Einspeisung.*
Example for max. length with one electrical feed.*

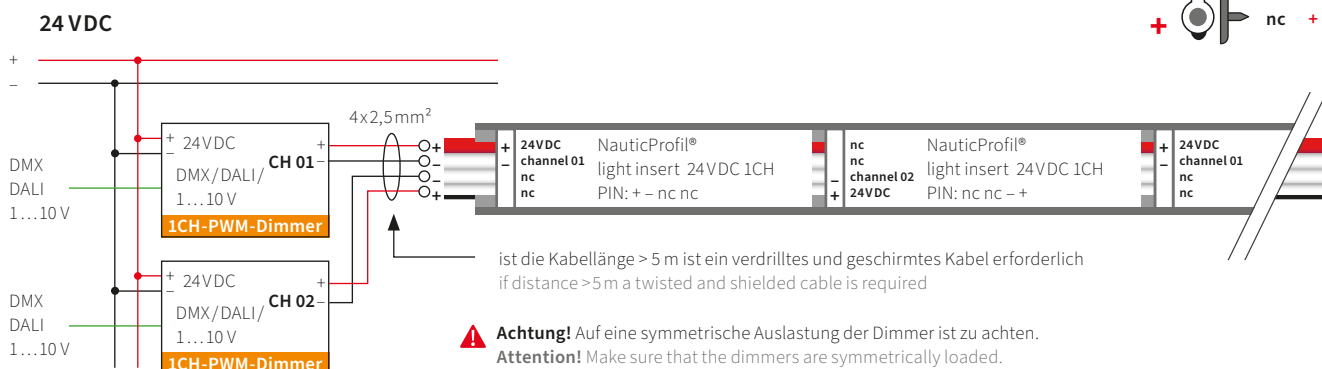
WD/D/PWM/1a (1x1CH)

Dimmbar mittels PWM, System mit 1 Kanal, 24VDC /
1CH Leuchteneinsätze mit redundanter PIN-Belegung
dimmbable by PWM, system with 1 channel, 24VDC /
1CH light insert with double PIN connection
max. **70 m** (196 W) pro Einspeisung / max. **70 m** (196 W) per feed in



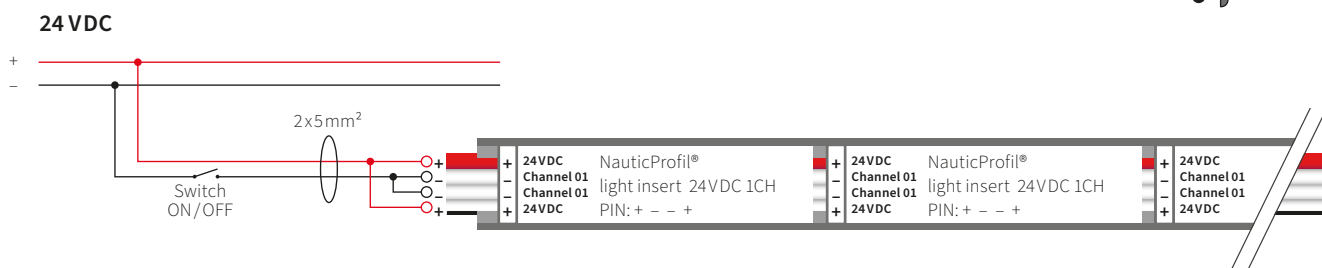
WD/D/PWM/2bb (2x1CH)

Dimmbar mittels PWM, System mit 2 Dimmern 1CH, 24 VDC /
1CH Leuchteneinsätze
dimmbable by PWM, system with 2 dimmer 1CH, 24 VDC / 1CH light insert
max. **99 m** (278 W) pro Einspeisung / max. **99 m** (278 W) per feed in



WD/S/1a (1x1CH)

Schaltbar, System mit 1 Kanal /
1CH Leuchteneinsätze mit redundanter PIN-Belegung
to switch ON/OFF, system with 1-channel /
1CH light insert with double PIN connection
max. **99 m** (278 W) pro Einspeisung / max. **99 m** (278 W) per feed in



* Standard PIN-Belegung ist + - - + (WD/D/PWM/1a) / Weitere Verdrahtungsschemata in unserem aktuellen Katalog.
standard pin layout is + - - + (WD/D/PWM/1a) / Further Cabling Scheme in our current catalogue.

Übersicht Abmessungen und Einbaumaße mit dem Basisprofil G1

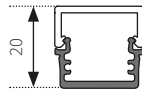
overview dimensions and installation dimensions with base profile G1

covers and lenses ▶

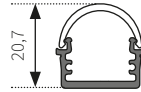


NP mounting profiles ▼

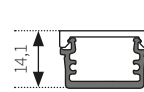
cover CS/CM/ILAF



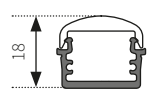
cover CR



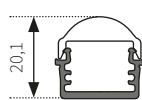
cover CF



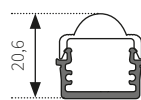
lens L9



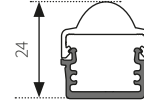
lens L6



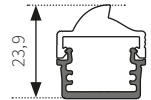
lens L3



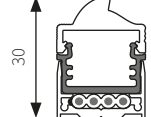
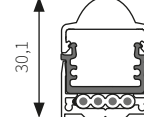
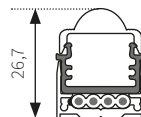
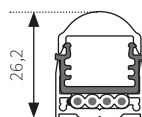
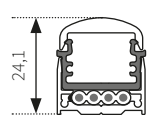
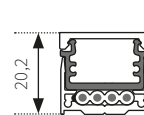
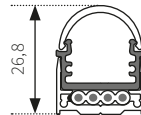
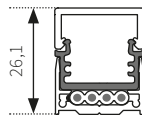
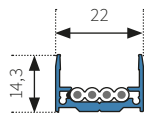
lens L1



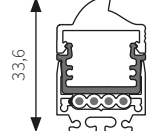
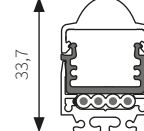
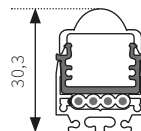
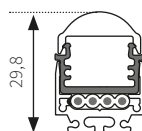
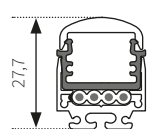
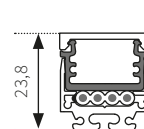
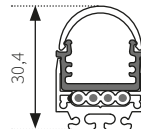
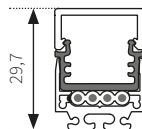
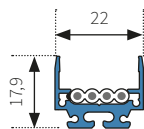
lens LAF-2



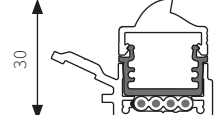
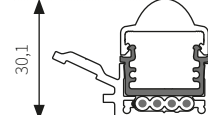
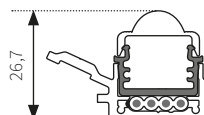
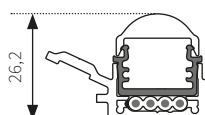
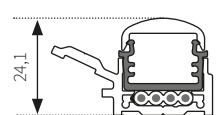
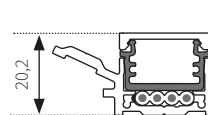
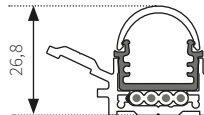
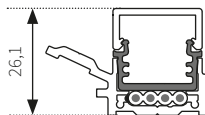
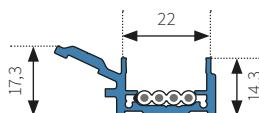
NP-S1



NP-S2



NP-S3



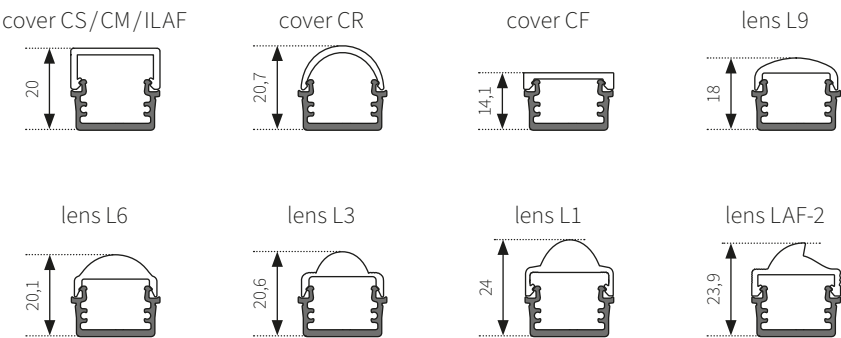
Übersicht Abmessungen und Einbaumaße mit dem Basisprofil G1

overview dimensions and installation dimensions with base profile G1

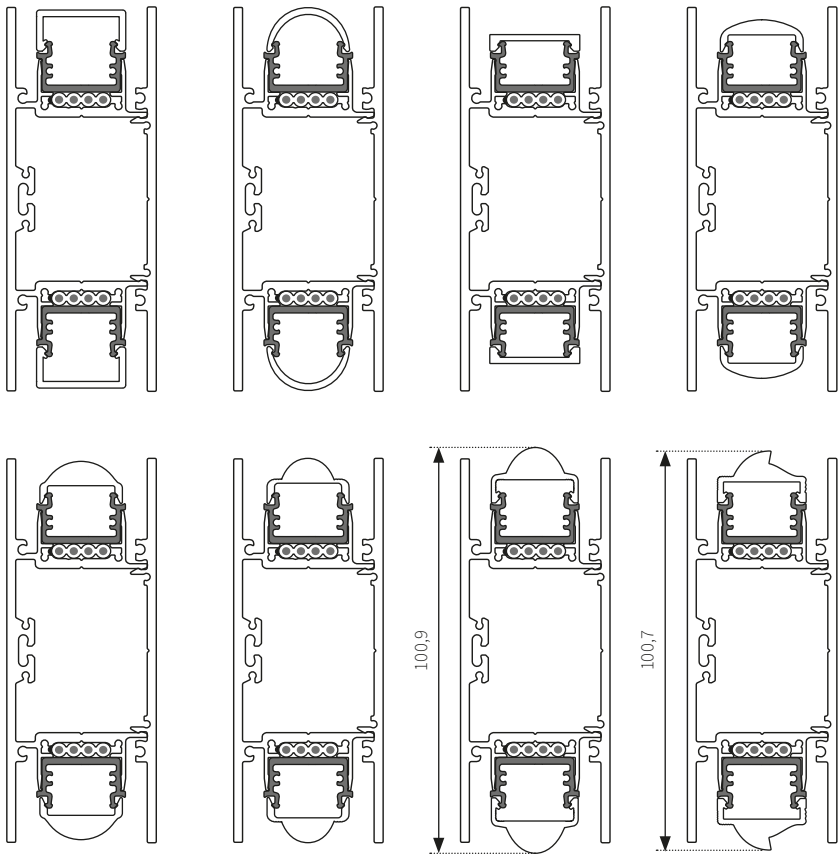
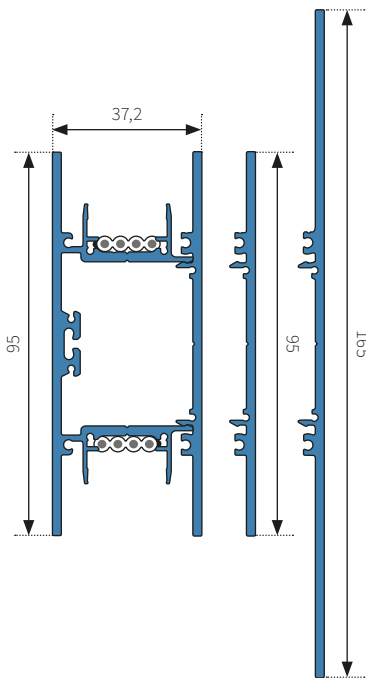
covers and lenses ▶



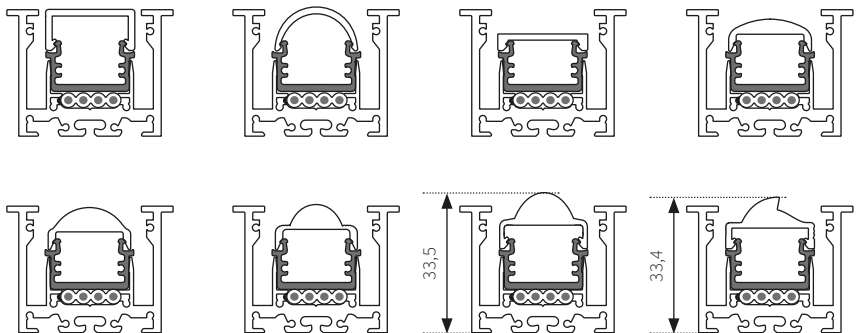
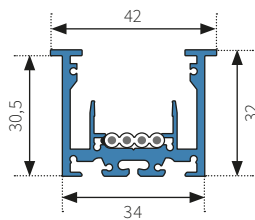
NP mounting profiles ▼



NP-H1/H2



NP-R1



Übersicht Abmessungen und Einbaumaße mit dem Basisprofil G1

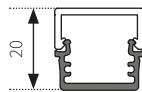
overview dimensions and installation dimensions with base profile G1

covers and lenses ▶

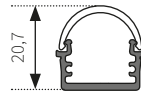


NP mounting profiles ▼

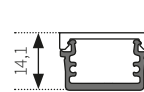
cover CS/CM/ILAF



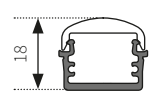
cover CR



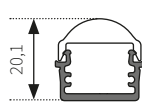
cover CF



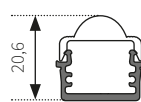
lens L9



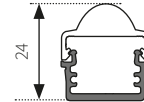
lens L6



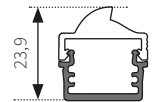
lens L3



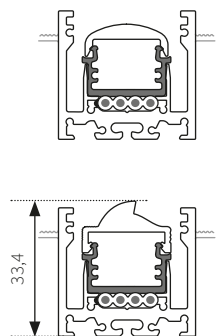
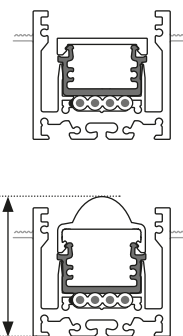
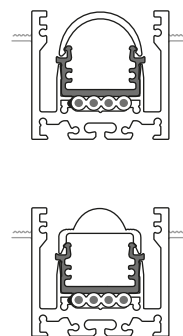
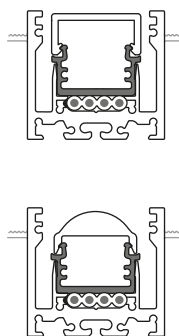
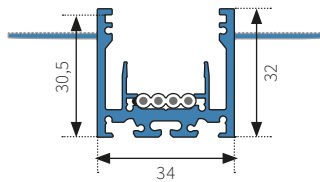
lens L1



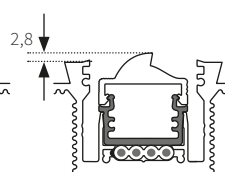
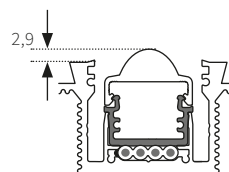
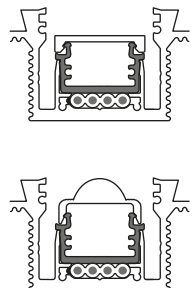

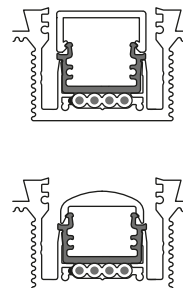
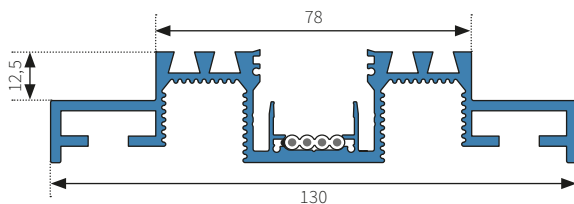
lens LAF-2



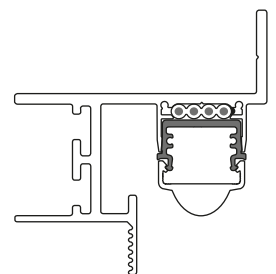
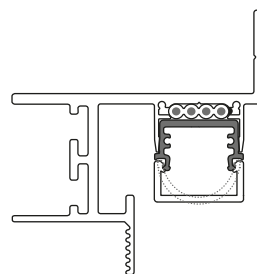
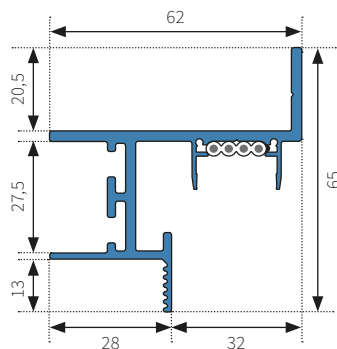
NP-R2/R4



NP-R3



NP-R5



Alle Maßangaben in mm.
All dimensions in mm

Übersicht Abmessungen und Einbaumaße mit dem Basisprofil G1

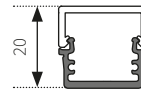
overview dimensions and installation dimensions with base profile G1

covers and lenses ▶

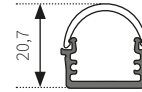


NP mounting profiles ▼

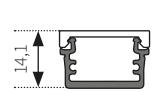
cover CS/CM/ILAF



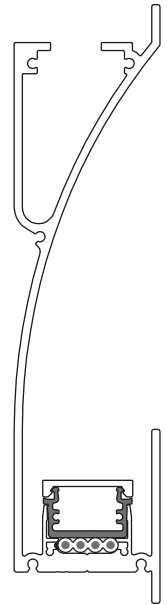
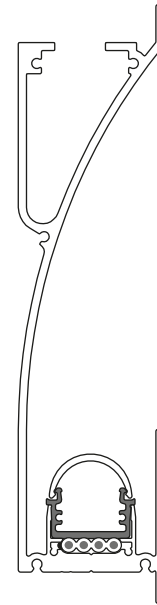
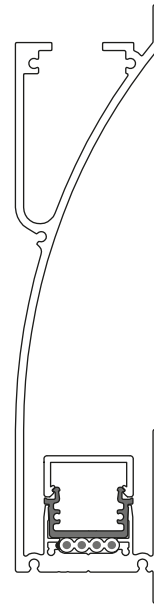
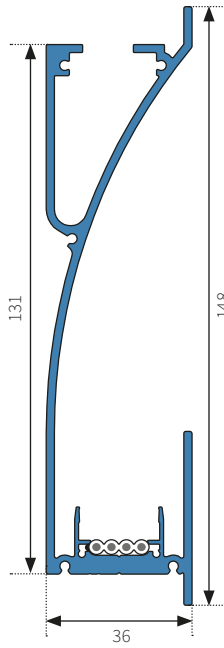
cover CR



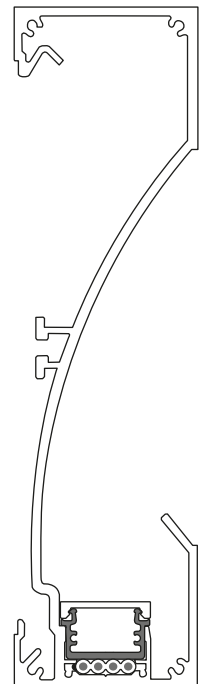
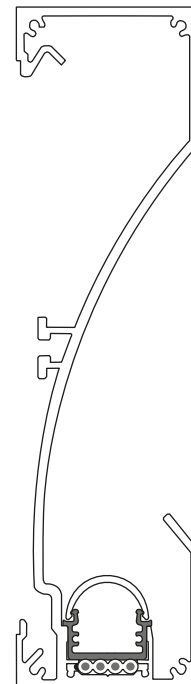
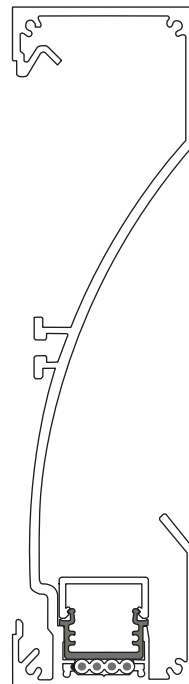
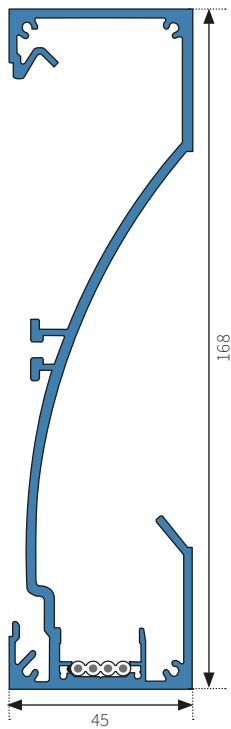
cover CF



NP-I1



NP-I2



Alle Maßangaben in mm.
All dimensions in mm

Übersicht Abmessungen und Einbaumaße mit dem Basisprofil G1

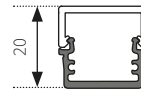
overview dimensions and installation dimensions with base profile G1

covers and lenses ▶

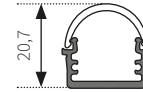


NP mounting profiles ▼

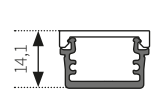
cover CS/CM/ILAF



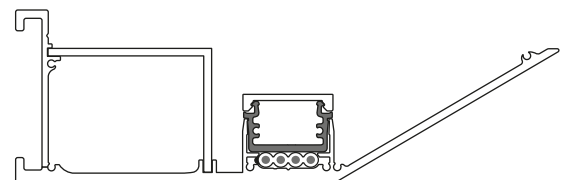
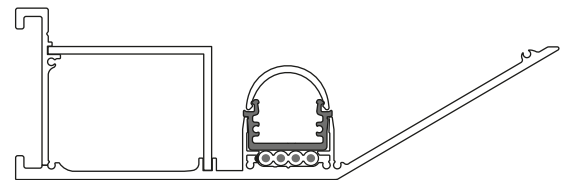
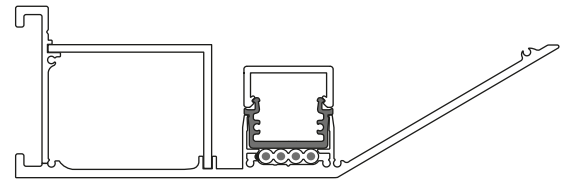
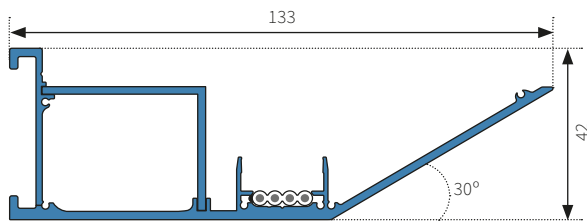
cover CR



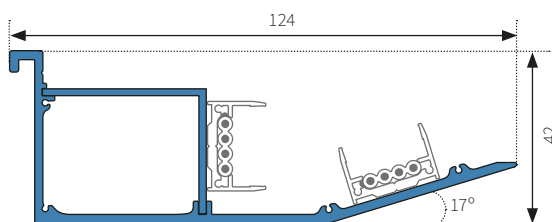
cover CF



NP-W1



NP-W2

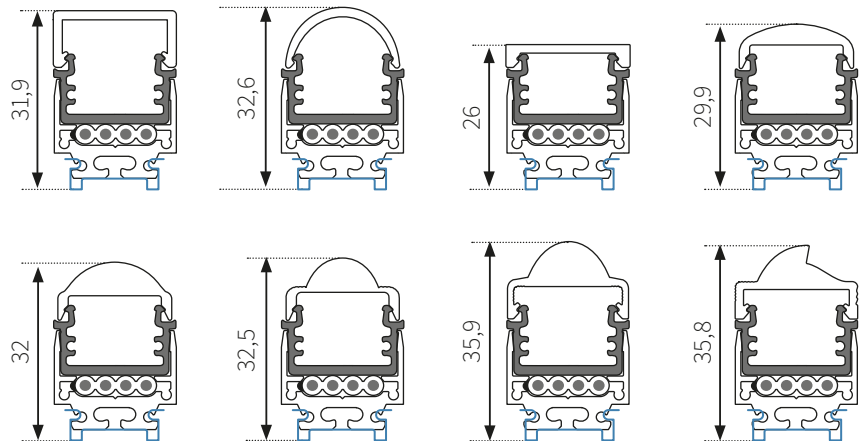


Übersicht Abmessungen und Einbaumaße NP-S2 mit Montageclips mit dem Basisprofil G1

overview dimensions and installation dimensions NP-S2 with mounting clips with base profile G1

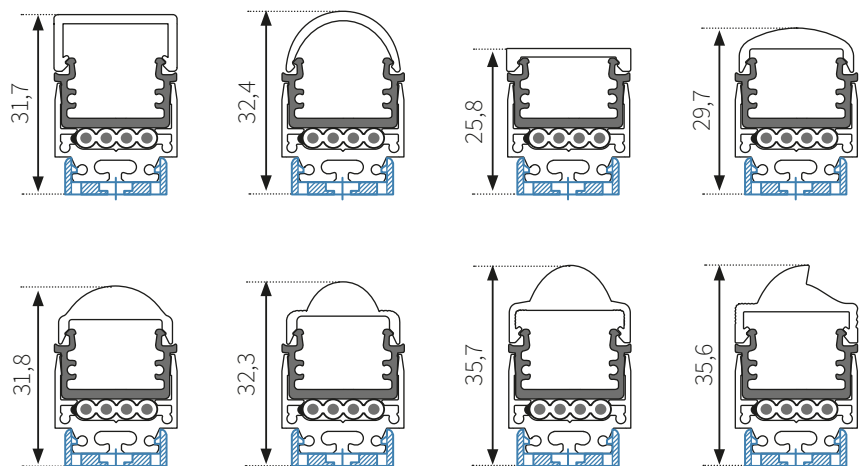
FL/SCLIP-0/0

Federclip 0°
spring clip 0°



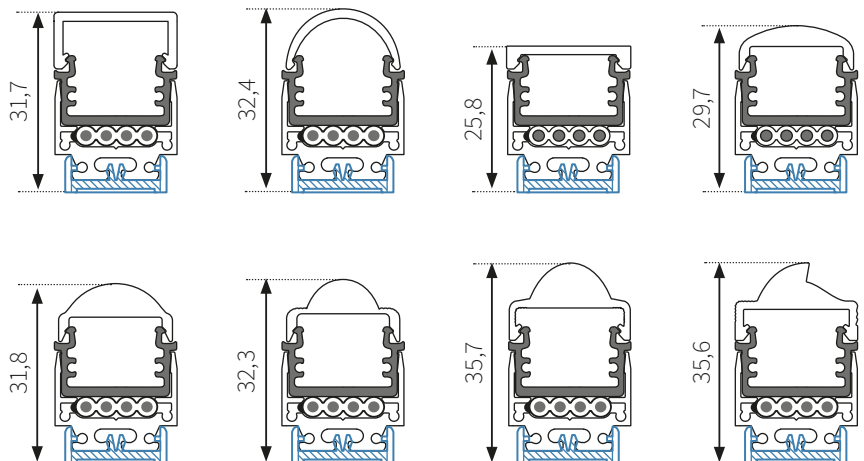
FL/CLIP-0/0

Montageclip 0°, ohne Zapfen gegen Gleiten
mounting clip 0°, without stud to prevent sliding



FL/CLIP-1/0

Montageclip 0°, mit Zapfen gegen Gleiten
mounting clip 0°, with stud to prevent sliding

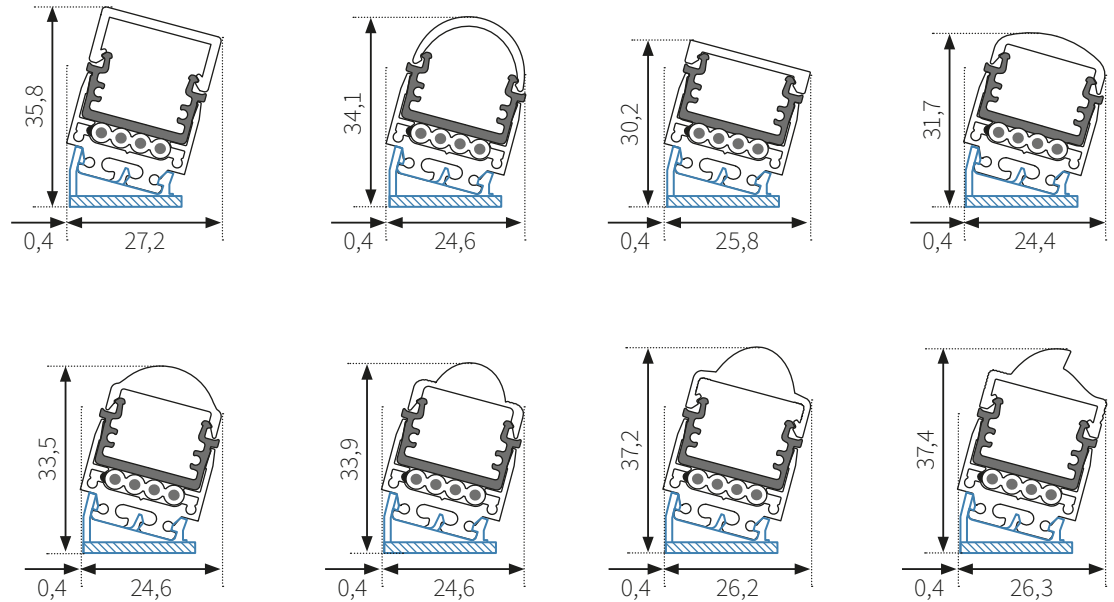


Übersicht Abmessungen und Einbaumaße NP-S2 mit Montageclips mit dem Basisprofil G1

overview dimensions and installation dimensions NP-S2 with mounting clips with base profile G1

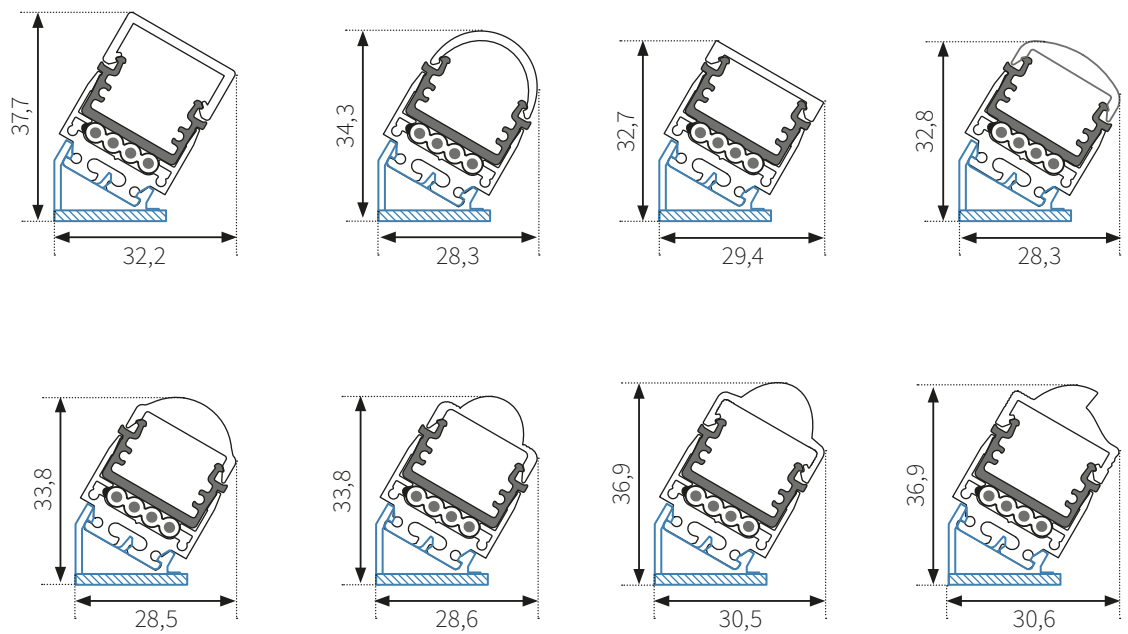
FL/CLIP-1/15

Montageclip 15°, mit Zapfen gegen Gleiten
mounting clip 15°, with stud to prevent sliding



FL/CLIP-1/30

Montageclip 30°, mit Zapfen gegen Gleiten
mounting clip 30°, with stud to prevent sliding

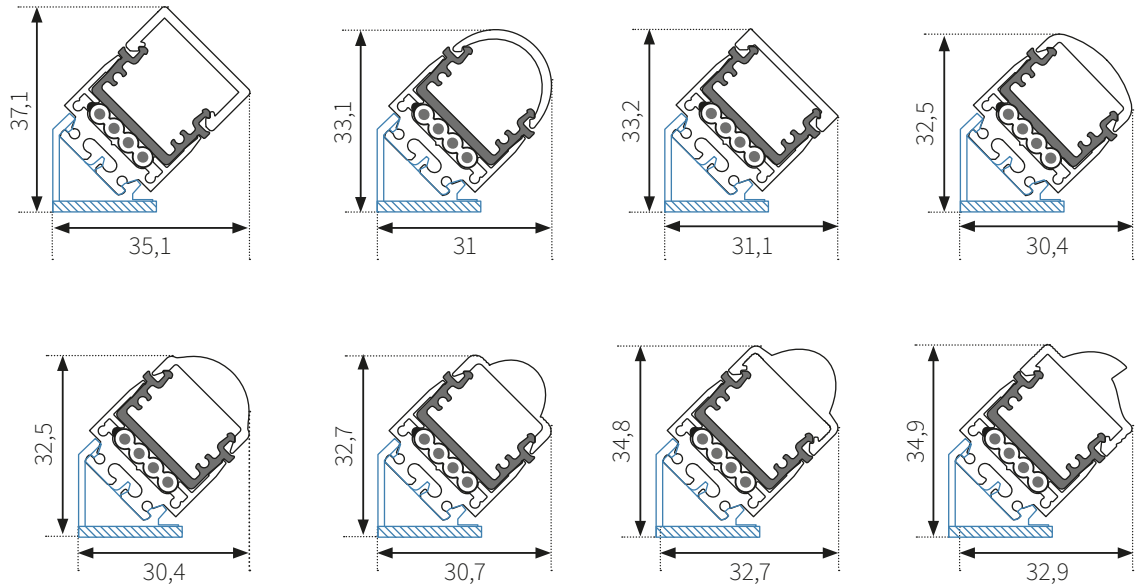


Übersicht Abmessungen und Einbaumaße NP-S2 mit Montageclips mit dem Basisprofil G1

overview dimensions and installation dimensions NP-S2 with mounting clips with base profile G1

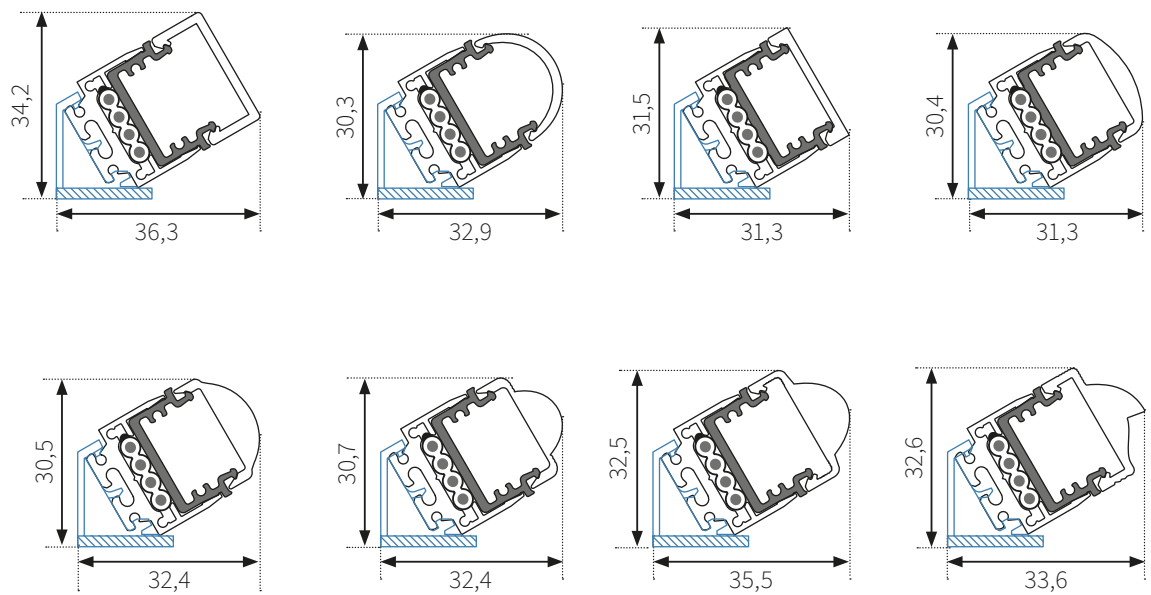
FL/CLIP-1/45

Montageclip 45°, mit Zapfen gegen Gleiten
mounting clip 45°, with stud to prevent sliding



FL/CLIP-1/60

Montageclip 60°, mit Zapfen gegen Gleiten
mounting clip 60°, with stud to prevent sliding





Allgemeine Geschäftsbedingungen

general terms and conditions of business

Unsere Allgemeinen Geschäftsbedingungen sind auf unseren Internet-Seiten unter folgender Adresse zu finden:
<https://flashaar.de/agb/>

Our general terms and conditions of business can be found on our website at the following address:
<https://flashaar.de/en/conditions/>

Bestellinformationen

delivery information

Erforderliche Angaben auf Ihrer Bestellung

- Produktname
- Vollständige Artikelnummer (inklusive den zu ergänzenden Angaben z.B. Lichtfarbe, Cover- oder Linsentyp usw.)
- gewünschte Lieferzeit
- Lieferadresse

information required on your order

- product name
- complete item number (including specification codes e.g. light colour, cover or lens type etc.)
- required delivery period
- delivery address

Bestelladresse

FLASHAAR LEDLight GmbH & Co. KG
Gaustraße 13-15
55411 Bingen am Rhein
Deutschland
FON +49 6721 9195-0
FAX +49 6721 9195-91
bestellung@ledlight.flashaar.com
<https://flashaar.de>

ordering address

FLASHAAR LEDLight GmbH & Co. KG
Gaustraße 13-15
55411 Bingen am Rhein
Germany
FON +49 6721 9195-0
FAX +49 6721 9195-91
order@ledlight.flashaar.com
<https://flashaar.de>

Versandkosten

Wir berechnen Ihnen ausschließlich die tatsächlich angefallenen Versandkosten. Je nach Auftragswert und Quantität fallen zusätzliche Verpackungskosten an.

indicative value of shipping costs

Please note, we charge you only the actual delivery costs. Additional handling charges may be applied depending on order value and quantity.

Ausgabe

edition

Stand: KW 48, 2025

Druckfehler, Irrtum und technische Änderungen sind vorbehalten.

last status: week 48, 2025

Technical changes, errors and printing mistakes are reserved.

Referenzfotos:

© Gustav-Mahler-Treppe, Kassel / Nikolai Benner (S.1)

© Josef-Eberle-Brücke, Rottenburg am Neckar / Rainer Mozer (S.2)