

Light efficiency:

118 Lumen/Watt

Light quality:

CRI: 0,0

Color temperature:

0 K

Output: 909 lm

Peak: 1050 cd

Power: 7,7 W

PF: 1,0



Product name:

Defiant-0508-XXG-LAF-2

Item number:

FLNP/L22A0508/XXG/LAF-2

Date and time:

08.07.2020 16:40:20

Description:

Rank: R2G2B4/RC2GA2BA5/A

Toleranzen:

Lumen +/-4%

Candela +/-2,5%

Colour Temp +/-35 K

CRI +/-0,7

Angular Resolution 1 Grad Step

Last Calibration 20.05.2020

Pruefer:

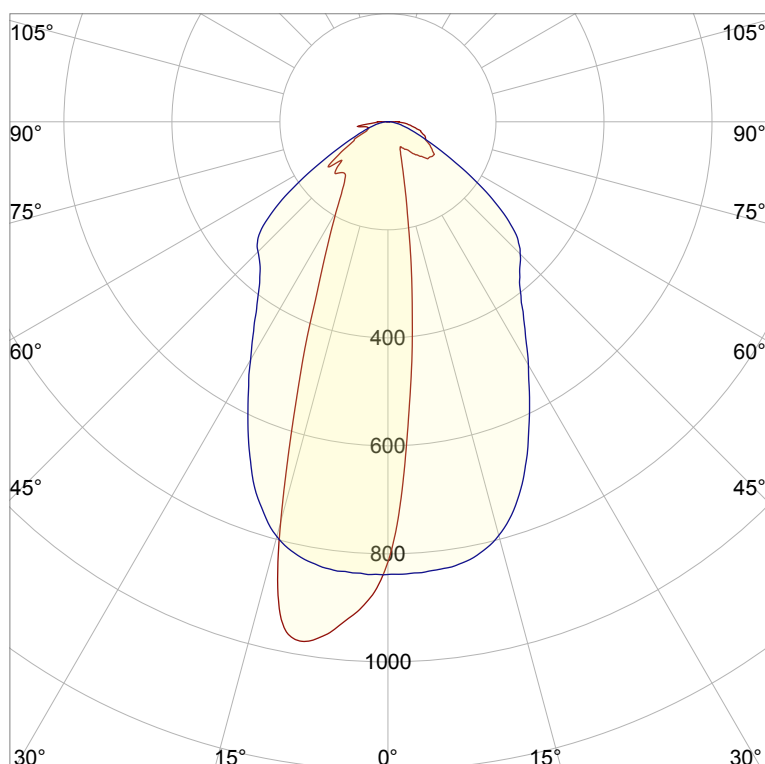
Peter Ulrich

Pruefort:

Lichtlabor

Gaustrasse 13

55411 Bingen am Rhein

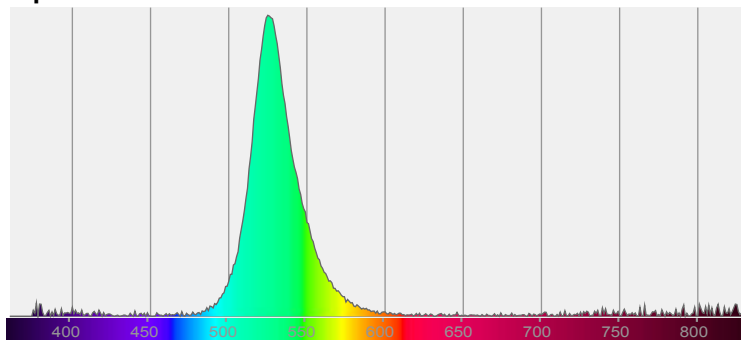


CIE 1931


x: 0,200

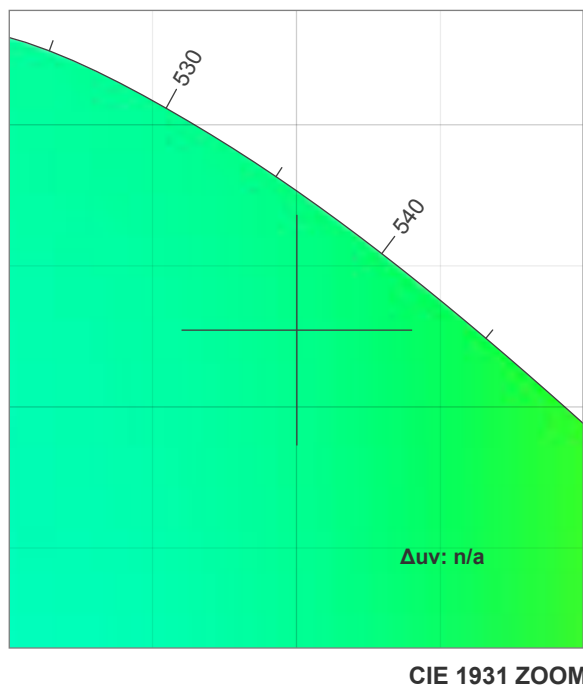
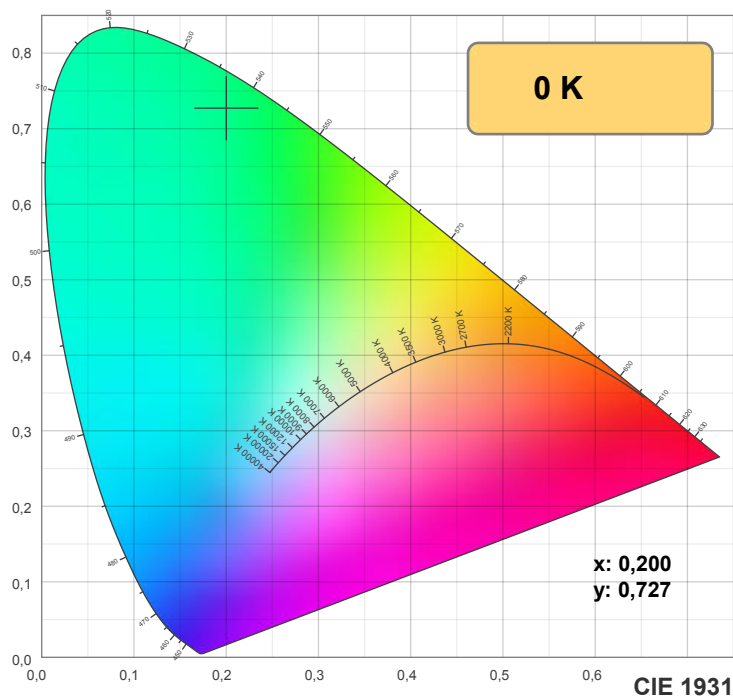
y: 0,727

Spectra



Power





TM30: 0,0

0	0	0	0	0	0	0	0	0	0	0	0	0	0	0	0
C1	C2	C3	C4	C5	C6	C7	C8	C9	C10	C11	C12	C13	C14	C15	C16

CRI: 0,0 (R1-R8)

0	0	0	0	0	0	0	0	0	0	0	0	0	0	0	0
R1	R2	R3	R4	R5	R6	R7	R8	R9	R10	R11	R12	R13	R14	R15	

CRI R values, only R1-R8 are used to calculate final CRI value

R1	R2	R3	R4	R5	R6	R7	R8	R9	R10	R11	R12	R13	R14	R15
0,0	0,0	0,0	0,0	0,0	0,0	0,0	0,0	0,0	0,0	0,0	0,0	0,0	0,0	0,0

TM30 C values, 16 binned values out of total of 99 C values

C1	C2	C3	C4	C5	C6	C7	C8	C9	C10	C11	C12	C13	C14	C15	C16
0,0	0,0	0,0	0,0	0,0	0,0	0,0	0,0	0,0	0,0	0,0	0,0	0,0	0,0	0,0	0,0

CQS Q values

Q1	Q2	Q3	Q4	Q5	Q6	Q7	Q8	Q9	Q10	Q11	Q12	Q13	Q14	Q15
0,0	0,0	0,0	0,0	0,0	0,0	0,0	0,0	0,0	0,0	0,0	0,0	0,0	0,0	0,0

CQS: 0,0

0	0	0	0	0	0	0	0	0	0	0	0	0	0	0	0
Q1	Q2	Q3	Q4	Q5	Q6	Q7	Q8	Q9	Q10	Q11	Q12	Q13	Q14	Q15	

Color parameters

Color temperature	Color rendering index	Red component	Color fidelity	Color gamut	Color quality scale	Color coordinate cie 1931	Color coordinate cie 1931	Color coordinate	Color coordinate	Color deviation from black body
CCT	CRI	CRI R9	TM30 Rf	TM30 Rg	CQS	x	y	u	v	Δuv
0 K	0,0	0,0	0,0	0,0	0,0	0,200	0,727	0,071	0,385	n/a

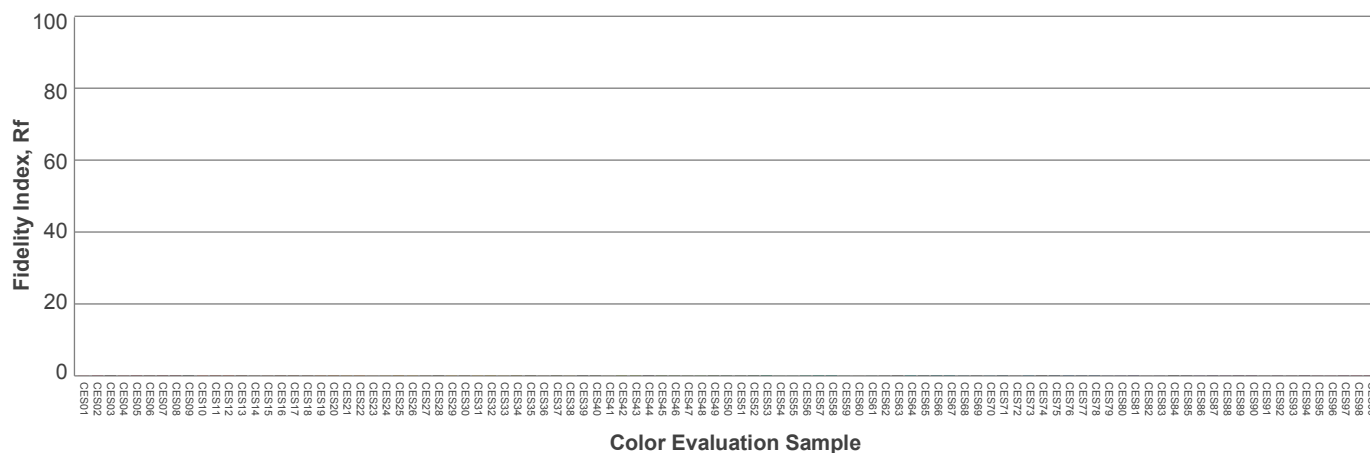


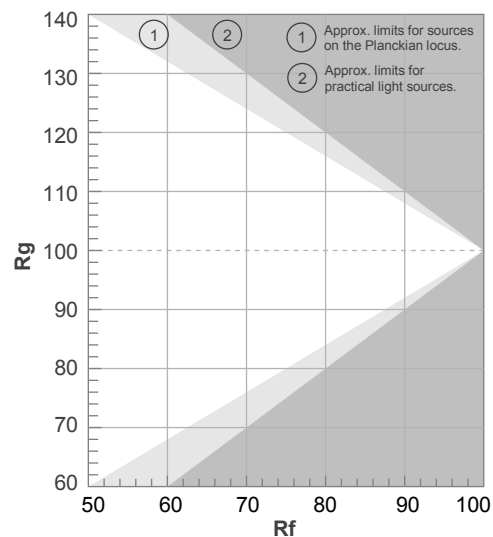
Rf 0,0

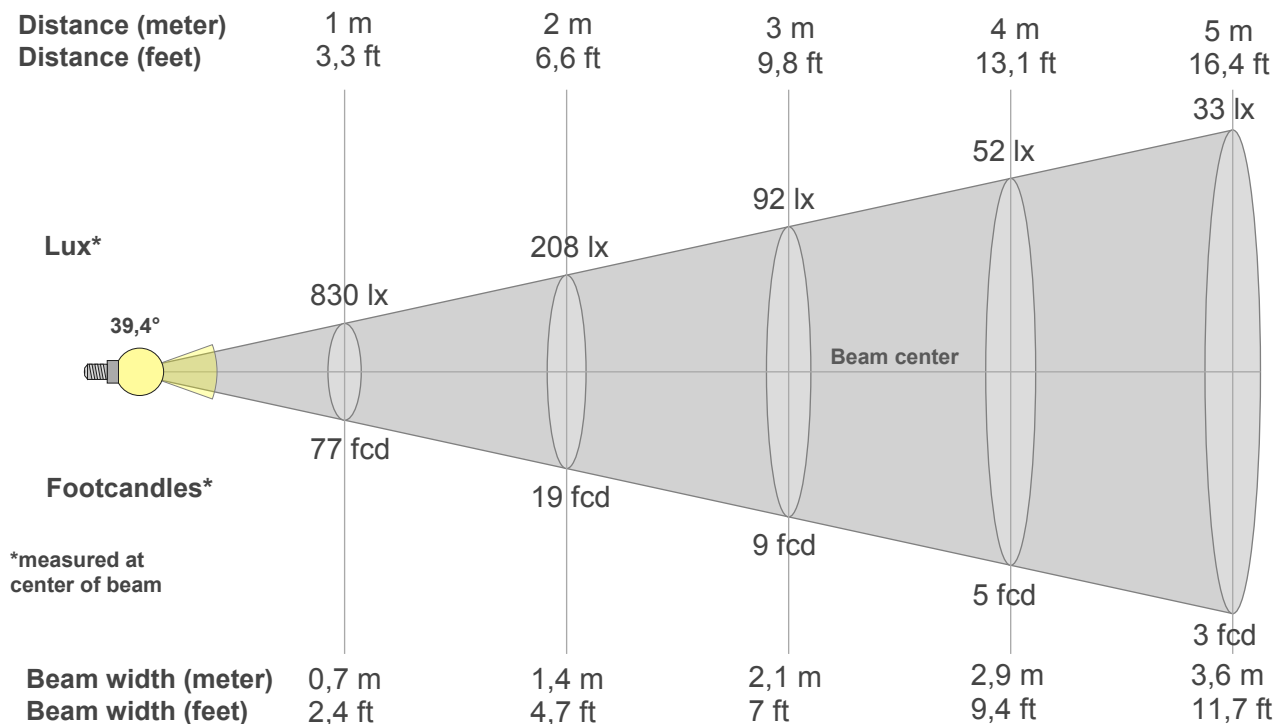
Fidelity index Rf

Rg 0,0

Gammut index Rg

		Graphic shifts (%)	
Hue Bin	R _f	Chroma	Hue
1	0	0%	0%
2	0	0%	0%
3	0	0%	0%
4	0	0%	0%
5	0	0%	0%
6	0	0%	0%
7	0	0%	0%
8	0	0%	0%
9	0	0%	0%
10	0	0%	0%
11	0	0%	0%
12	0	0%	0%
13	0	0%	0%
14	0	0%	0%
15	0	0%	0%
16	0	0%	0%





Beam intensities from 1-20m

1m	2m	3m	4m	5m	6m	7m	8m	9m	10m	11m	12m	13m	14m	15m	16m	17m	18m	19m	20m
3,3ft	6,6ft	9,8ft	13,1ft	16,4ft	19,7ft	23ft	26,2ft	29,5ft	32,8ft	36,1ft	39,4ft	42,7ft	45,9ft	49,2ft	52,5ft	55,8ft	59,1ft	62,3ft	65,6ft
830lx	208lx	92lx	52lx	33lx	23lx	17lx	13lx	10lx	8lx	7lx	6lx	5lx	4lx	4lx	3lx	3lx	3lx	2lx	2lx
77,1fcd	19,3fcd	8,6fcd	4,8fcd	3,1fcd	2,1fcd	1,6fcd	1,2fcd	1fcd	0,8fcd	0,6fcd	0,5fcd	0,5fcd	0,4fcd	0,3fcd	0,3fcd	0,3fcd	0,2fcd	0,2fcd	0,2fcd

Intensities in 0° c-plane

0°	2°	4°	6°	8°	10°	12°	14°	16°	18°	20°	22°	24°	26°	28°	30°	32°	34°	36°	38°
830	696	549	428	321	237	173	134	105	86	73	62	55	52	53	56	60	62	67	74
100%	84%	66%	52%	39%	29%	21%	16%	13%	10%	9%	8%	7%	6%	6%	7%	7%	7%	8%	9%

Intensities in 90° c-plane

0°	2°	4°	6°	8°	10°	12°	14°	16°	18°	20°	22°	24°	26°	28°	30°	32°	34°	36°	38°
830	838	837	835	833	827	817	803	782	755	721	682	639	598	557	520	484	452	423	398
100%	101%	101%	101%	100%	100%	98%	97%	94%	91%	87%	82%	77%	72%	67%	63%	58%	54%	51%	48%

Intensities in 180° c-plane

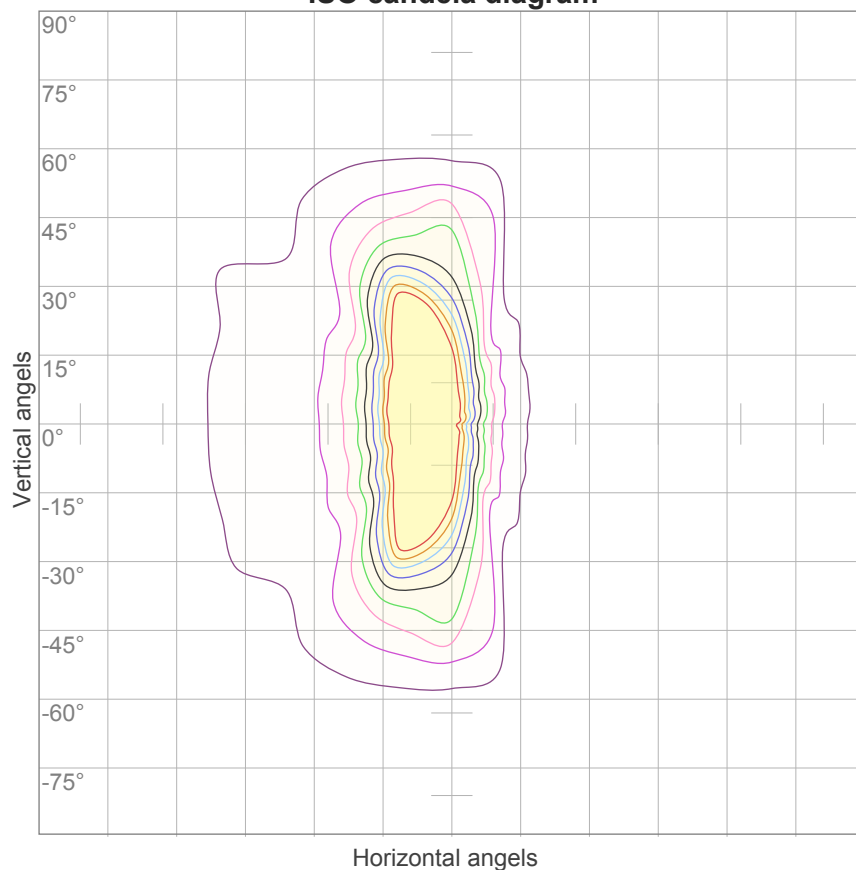
0°	2°	4°	6°	8°	10°	12°	14°	16°	18°	20°	22°	24°	26°	28°	30°	32°	34°	36°	38°
830	878	915	944	967	973	943	841	691	556	453	361	300	255	220	191	167	150	137	128
100%	106%	110%	114%	116%	117%	114%	101%	83%	67%	54%	44%	36%	31%	26%	23%	20%	18%	16%	15%

Intensities in 270° c-plane

0°	2°	4°	6°	8°	10°	12°	14°	16°	18°	20°	22°	24°	26°	28°	30°	32°	34°	36°	38°
830	839	837	837	834	828	818	804	784	754	721	679	636	591	549	509	473	440	411	387
100%	101%	101%	101%	100%	100%	99%	97%	94%	91%	87%	82%	77%	71%	66%	61%	57%	53%	50%	47%

Beam angle 50%	Field angle 10%	Cutoff angle 2,5%	Intensity ratio in 120° cone	Intensity ratio in 90° cone
39,4°	93,9°	171,7°	83,9%	66,1%

ISO candela diagram



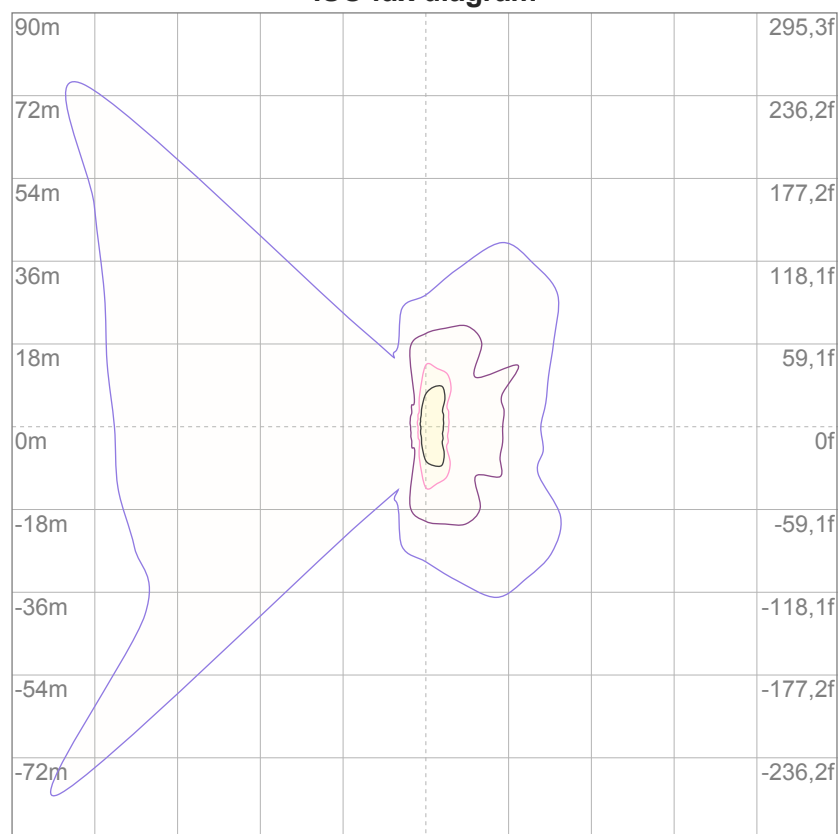
10%	83 cd
20%	166 cd
30%	249 cd
40%	332 cd
50%	415 cd
60%	498 cd
70%	581 cd
80%	664 cd
90%	747 cd

Conditions:

Number of c-planes: 16

Candela at center: 830 cd

ISO lux diagram



3%	0,249 lx
5%	0,415 lx
10%	0,830 lx
30%	2,49 lx
50%	4,15 lx

Conditions:

Number of c-planes: 16

Lux at center: 8,30 lx

Lux distribution on a surface when lamp is mounted at 10 meters from the surface.

Mounting height: 10 meters (33 feet)

Glare Evaluation According to UGR

p Ceiling	70	70	50	50	30	70	70	50	50	30
p Walls	50	30	50	30	30	50	30	50	30	30
p Floor	20	20	20	20	20	20	20	20	20	20
Room size X Y	Viewing direction at right angles to lamp axis					Viewing direction parallel to lamp axis				
n/a	n/a	n/a	n/a	n/a	n/a	n/a	n/a	n/a	n/a	n/a
n/a	n/a	n/a	n/a	n/a	n/a	n/a	n/a	n/a	n/a	n/a
n/a	n/a	n/a	n/a	n/a	n/a	n/a	n/a	n/a	n/a	n/a
n/a	n/a	n/a	n/a	n/a	n/a	n/a	n/a	n/a	n/a	n/a
n/a	n/a	n/a	n/a	n/a	n/a	n/a	n/a	n/a	n/a	n/a
n/a	n/a	n/a	n/a	n/a	n/a	n/a	n/a	n/a	n/a	n/a
n/a	n/a	n/a	n/a	n/a	n/a	n/a	n/a	n/a	n/a	n/a
n/a	n/a	n/a	n/a	n/a	n/a	n/a	n/a	n/a	n/a	n/a
n/a	n/a	n/a	n/a	n/a	n/a	n/a	n/a	n/a	n/a	n/a
n/a	n/a	n/a	n/a	n/a	n/a	n/a	n/a	n/a	n/a	n/a
n/a	n/a	n/a	n/a	n/a	n/a	n/a	n/a	n/a	n/a	n/a
n/a	n/a	n/a	n/a	n/a	n/a	n/a	n/a	n/a	n/a	n/a
n/a	n/a	n/a	n/a	n/a	n/a	n/a	n/a	n/a	n/a	n/a
n/a	n/a	n/a	n/a	n/a	n/a	n/a	n/a	n/a	n/a	n/a
n/a	n/a	n/a	n/a	n/a	n/a	n/a	n/a	n/a	n/a	n/a
n/a	n/a	n/a	n/a	n/a	n/a	n/a	n/a	n/a	n/a	n/a
n/a	n/a	n/a	n/a	n/a	n/a	n/a	n/a	n/a	n/a	n/a
n/a	n/a	n/a	n/a	n/a	n/a	n/a	n/a	n/a	n/a	n/a
n/a	n/a	n/a	n/a	n/a	n/a	n/a	n/a	n/a	n/a	n/a
Variation of the observer position for the luminaire distance S										
n/a	n/a					n/a				
n/a	n/a					n/a				
n/a	n/a					n/a				
Standard table	n/a					n/a				
Correction summand	n/a					n/a				
Corrected glare indices referring to 909 lm total luminous flux										

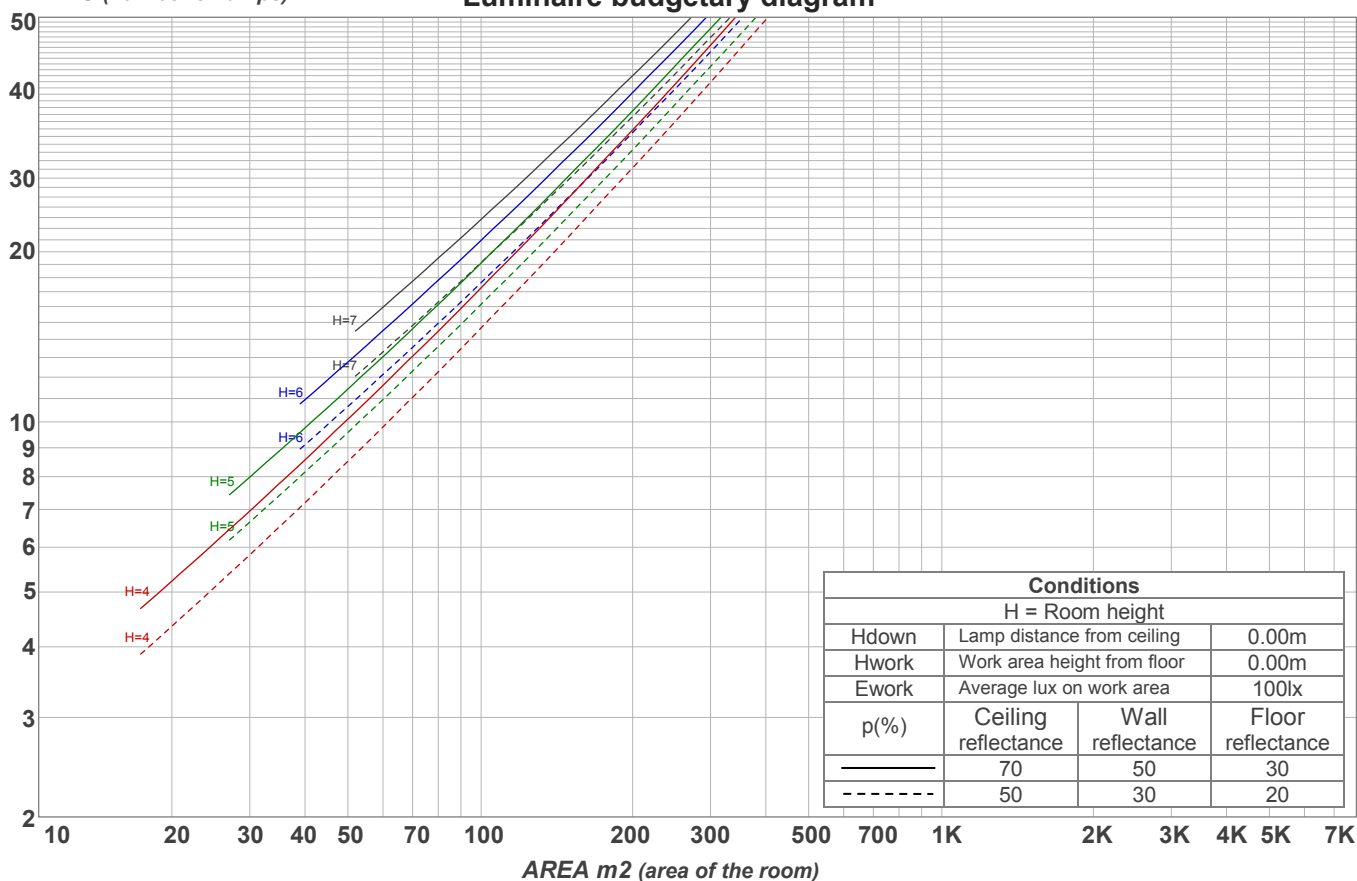
UGR data could not be calculated due to missing/wrong symmetry. Goto Edit->Photometric->Corrections and select Correct asymmetry.

Coefficients of Utilization

Ceiling reflectance	80				70				50			30			10			0
Wall reflectance	70	50	30	10	70	50	30	10	50	30	10	50	30	10	50	30	10	0
Floor reflectance	20	20	20	20	20	20	20	20	20	20	20	20	20	20	20	20	20	0
RCR	(RCR: Room Cavity Ratio) Room Values are expressed as percentage of Lumens delivered to the task surface																	
0	119	119	119	119	116	116	116	116	111	111	111	106	106	106	102	102	102	100
1	110	105	101	98	107	103	99	96	99	96	93	95	92	90	91	89	87	85
2	101	94	88	83	99	92	86	82	89	84	80	85	81	78	82	79	76	74
3	94	84	77	71	91	83	76	71	80	74	70	77	73	68	75	71	67	65
4	87	77	69	63	85	75	68	63	73	67	62	71	65	61	69	64	60	58
5	81	70	62	56	79	69	62	56	67	60	55	65	59	55	63	58	54	52
6	76	64	57	51	74	64	56	51	62	55	50	60	54	50	59	54	49	48
7	72	60	52	46	70	59	51	46	57	51	46	56	50	46	55	49	45	44
8	67	55	48	43	66	55	48	42	54	47	42	52	46	42	51	46	42	40
9	64	52	44	39	62	51	44	39	50	44	39	49	43	39	48	43	39	37
10	60	49	41	37	59	48	41	37	47	41	36	46	40	36	45	40	36	35

LAMPS (number of lamps)

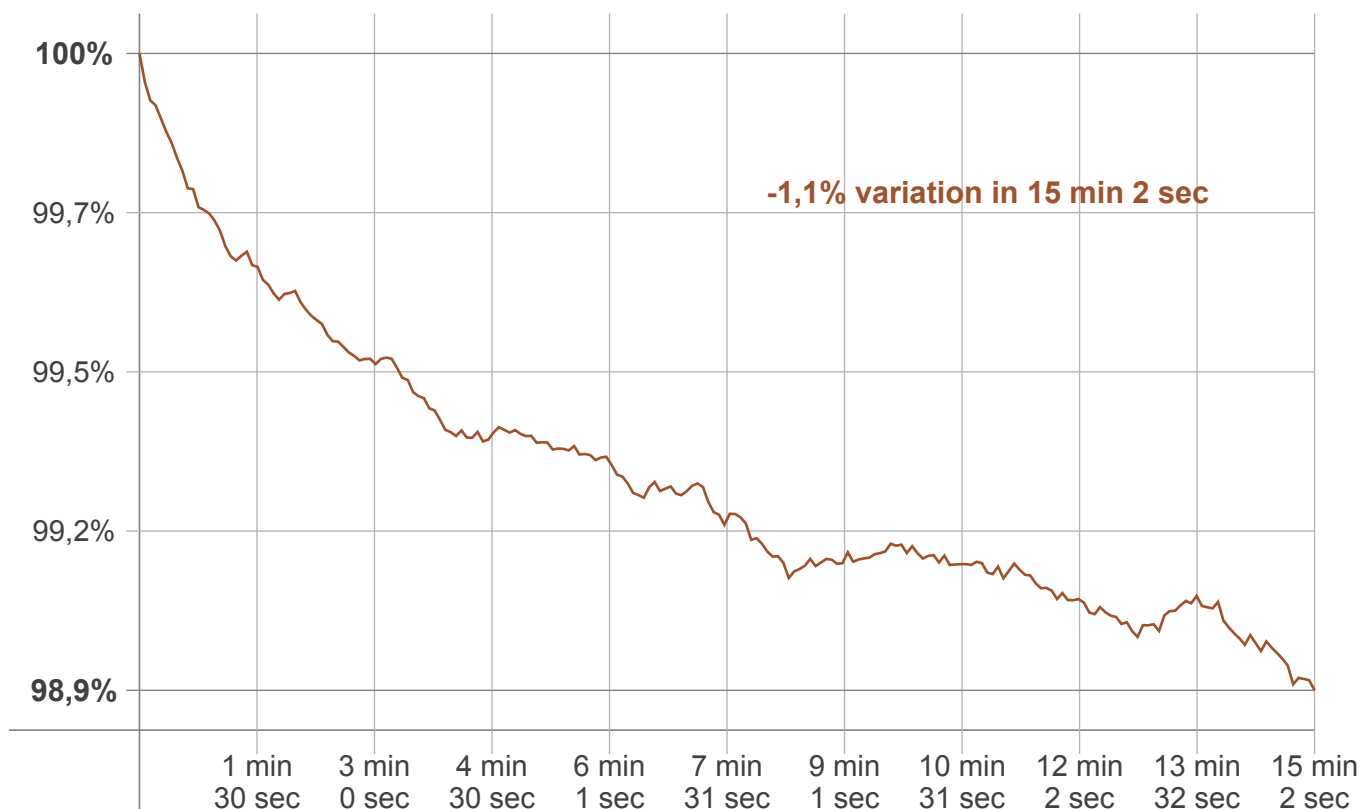
Luminaire budgetary diagram



Zonal Lumen Summary

0°-10°	10°-20°	20°-30°	30°-40°	40°-50°	50°-60°	60°-70°	70°-80°	80°-90°
71,1 lm	163 lm	167 lm	139 lm	120 lm	102 lm	68,3 lm	45,8 lm	32,6 lm
90°-100°	100°-110°	110°-120°	120°-130°	130°-140°	140°-150°	150°-160°	160°-170°	170°-180°
0,090 lm	0,000 lm	0,000 lm	0,000 lm	0,000 lm	0,000 lm	0,000 lm	0,000 lm	0,000 lm

Warmup curve



Warmup result

Warmup time:	15 min 2 sec
Warmup variation	-1,1%

Warmup conditions

Stable period:	15 min
Stable change max:	2,0%
Minimum time:	15 min

Color temperature change

CCT start	CCT change	CCT end
0 K	0 K	0 K

Output change

Output start	Output change	Output end
917 lm	-8 lm	909 lm