



## NP Pegasus-4

DATENBLATT  
DATASHEET



# NP Pegasus-4



100 m per feed-in | 654 lm/m\* | CRI > 90 | 2200 K-6500 K



angenehm, wechselnde  
Lichtverhältnisse je  
nach Bedarf

pleasant, changing  
lighting conditions  
depending on as required

Goldenes Licht bei 2200 + 3000  
golden light at 2200 + 3000 K

"Biodynamisches" Licht dank frei  
wählbarer Farbtemperatur.

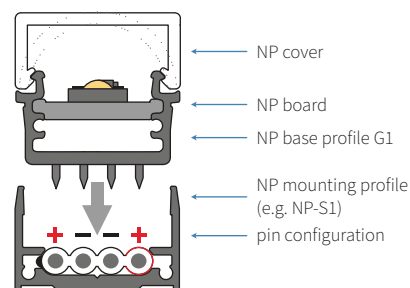

Biodynamic" light thanks to freely  
selectable colour temperature

Unser **NauticProfil® Pegasus-4** ermöglicht leistungsstarke lineare Beleuchtungen mit einstellbarer Farbtemperatur.

Zur Verfügung stehen jeweils zwei Farbtemperaturen pro LED-Linie. Standard sind entweder 2700 + 5600 K oder 2200 + 3000 / 4000 K.

Von warmweißen 2200 K bis hin zu kalt-weißen 5600 K lassen sich Lichtanwendungen, die den Tageslichtverlauf nachbilden und damit dem natürlichen Biorhythmus entsprechen, optimal umsetzen. 2000 lm/m sorgen für eine helle Grundbeleuchtung oder auch ein warmes Wohlfühlambiente in Restaurants, Hotels, Krankenhäusern, Büros, Verwaltungen oder Privatwohnungen.

Our **NauticProfil® Pegasus-4** enables powerful linear lighting with adjustable colour temperature. Two colour temperatures are available per LED line. Standard are either 2700 + 5600 K or 2200 + 3000 / 4000 K. From warm white 2200 K to cool white 5600 K, lighting applications that reproduce the course of daylight and thus correspond to the natural biorhythm can be optimally implemented. 2000 lm/m provides bright ambient lighting or a warm feel-good ambience in restaurants, hotels, hospitals, offices, administrations as well as private residences.



characteristics

dimming

optional

mounting

\* Alle Angaben zum Lumenstrom beziehen sich auf das Leuchtmittel. In Kombination mit Cover/Linsen kommt es zu material-bedingtem Lichtverlust.  
All information about the luminous flux refers to the light source. In combination with covers/lenses it comes to material-related light loss.

Bestellnummer  
item number

NP/L2C/G1/09D

L2C/G1/

112

G1/

ALA

XXX/XXX

CR W

## Technische Daten technical data

Nominal voltage: 24VDC (Range: 23,5 to 26VDC)

nominal wattage:

type I: 22W/m CH1 (2700 K) | 20W/m CH2 (5600 K)

**GOLD**=type II: 28W/m CH1 (**2200 K**) | 22W/m CH2 (**3000 K**)

type III: 28W/m CH1 (2200 K) | 17W/m CH2 (4000 K)

photometric code:

type I: 927 / 339 + 956 / 339; CRI typ. 90+90

**GOLD**=type II: 922 / 339 + 930 / 339; CRI typ. 93+92

type III: 922 / 339 + 840 / 339; CRI typ. 93+80

luminous efficiency [typ]:

type I: 101 lm/W (2700 K), 113 lm/W (5600 K)

**GOLD**=type II: 84 lm/W (2200 K), 109 lm/W (3000 K)

type III: 84 lm/W (2200 K), 135 lm/W (4000 K)

LED service life: L90/B10 > 100000h

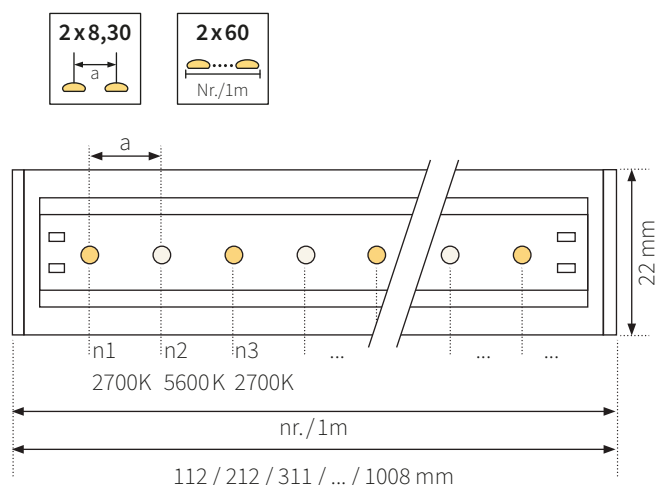
dimmbare: pulse width modulation (PWM)

length dividing matrix: 100 mm

LED pitch: 2x8,30 mm, 2x60 LEDs/m

max. length per feed-in:

L(max) DIMMED = 14 m (2x355 W) CH1+CH2,  
with a 2 x 16 A PWM dimmer, according to cabling scheme  
D/PWM/Pegasus-a



**Achtung!** Der Betrieb beider Lichtfarben gleichzeitig auf 100 % ist nicht zulässig!  
Auf ausreichende Kühlung ist zu achten.  
**Max. 24 W/m Gesamtleistung.**

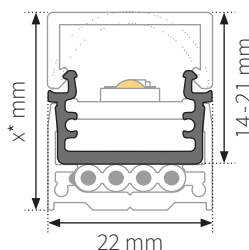
**Attention!** Operating both light colours at 100 % at the same time is not permitted!  
Sufficient cooling must be ensured. **Maximum total output 24 W/m.**

**!** Alle optischen und elektrischen Daten haben eine Toleranz von +/-10%  
All optical and electrical data have a tolerance of +/-10%

## Basisprofil base profile

Das Basisprofil G1 ist mit allen NP Montageprofilen von FLASHAAR® per Plug&Play kombinierbar. Es ist in den Farben Aluminium (ALA) und Schwarz (BA) eloxiert erhältlich.

The base profile G1 can be combined with all NP mounting profiles from FLASHAAR® by Plug & Play. It is available in the colours aluminium (ALA) and black (BA) anodised.



G1/ALA (Standard)

G1/BA

\*Leuchtenhöhe abhängig vom Montageprofil  
(21 - 168 mm), Maße ab S.8

\*Luminaire height depending on mounting  
profile (21 - 168 mm), scale from p.8

## Farbtemperatur und Lumenstrom colour temperature and luminous flux

	GOLD=type II		type I		
					type III
Farbtemperatur colour temperature	WW 2200 K	WW 2700K	WW 3000K	NW 4000K	DL 5600 K
CRI typ.	93	90	92	80	90
Lumenstrom typ.* Luminous flux typ.*	2470 lm/m	2290 lm/m	2370 lm/m	2260 lm/m	2276 lm/m
	922	927	930	840	956

\* Alle Angaben zum Lumenstrom beziehen sich auf das Leuchtmittel. In Kombination mit Cover/Linsen kommt es zu materialbedingtem Lichtverlust.  
All information about the luminous flux refers to the light source. In combination with covers/lenses it comes to material-related light loss.

\*\*Farbtemperatur auf Anfrage.  
Colour temperature on request.





## Übersicht Standardlängen & Wattagen

Overview standard lengths & wattages

IP40,IP65,IP65Premium				
Product-Nr.	L (mm)*	type I Watt 2700+5600 K*	type II Watt 2200+3000 K*	type III Watt 2200+4000 K*
NP/L2C/G1/09D/L2C/G1/0112/###/###	112	2,69   2,46	2,96   2,42	2,96   2,00
NP/L2C/G1/09D/L2C/G1/0212/###/###	212	5,09   4,66	5,60   4,58	5,60   3,77
NP/L2C/G1/09D/L2C/G1/0311/###/###	311	7,46   6,84	8,21   6,72	8,21   5,54
NP/L2C/G1/09D/L2C/G1/0411/###/###	411	9,86   9,04	10,85   8,88	10,85   7,32
NP/L2C/G1/09D/L2C/G1/0510/###/###	510	12,42   11,22	13,46   11,01	13,46   9,08
NP/L2C/G1/09D/L2C/G1/0610/###/###	610	14,64   13,42	10,10   13,78	10,10   10,86
NP/L2C/G1/09D/L2C/G1/0710/###/###	710	17,04   15,62	18,74   15,34	18,74   12,64
NP/L2C/G1/09D/L2C/G1/0809/###/###	809	19,42   17,80	21,36   17,47	21,36   14,40
NP/L2C/G1/09D/L2C/G1/0909/###/###	909	21,82   20,00	24,00   19,63	24,00   16,18
NP/L2C/G1/09D/L2C/G1/1008/###/###	1008	29,19   22,18	26,61   21,77	26,61   17,94


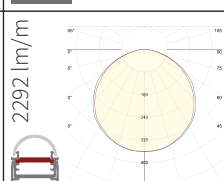
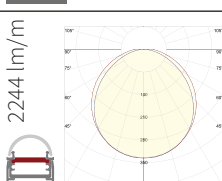
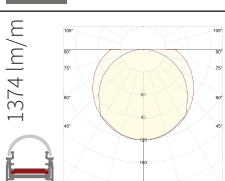

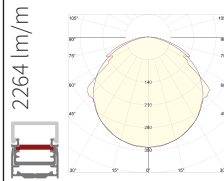
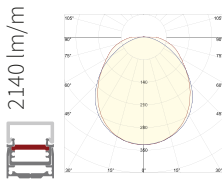
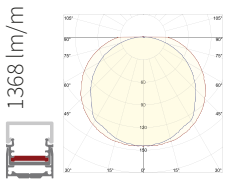
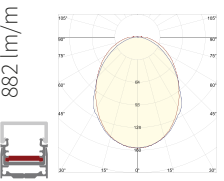

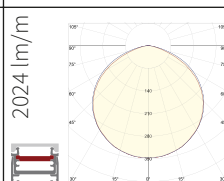
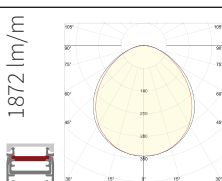
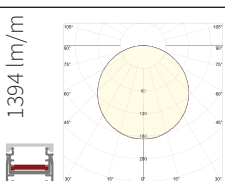

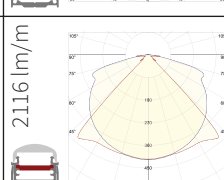
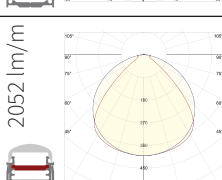

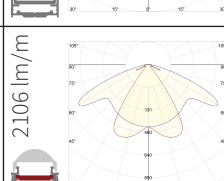
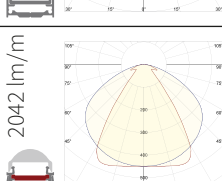

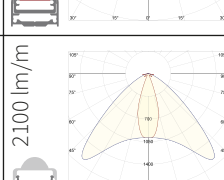
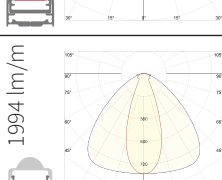



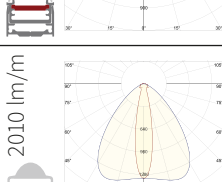

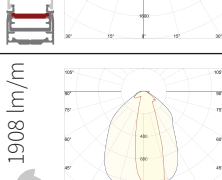


**⚠ Achtung!** Bei Leuchten der Länge > 1m werden wegen der hohen Leistung Piercing-Kontakte (PIN) in beiden Endkappen verbaut.  
**Attention!** For luminaires of length > 1m, piercing contacts (PIN) are installed in both end caps due to the high power.

\*Leistungsangaben +/- 10% | performance data +/- 10%

# 2200 K – Lichtverteilungskurven NP/L2C/G1/09D


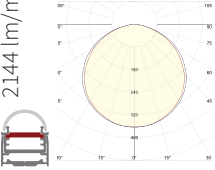
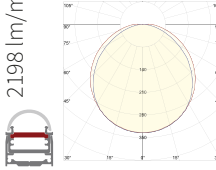
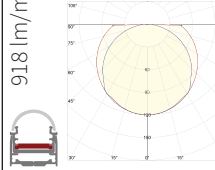

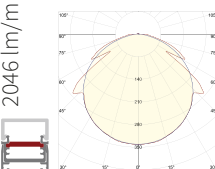
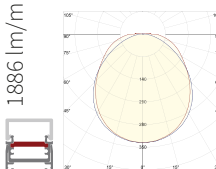
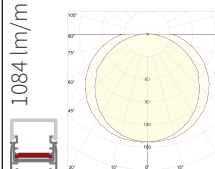
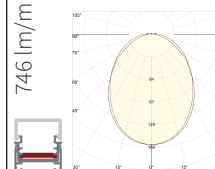

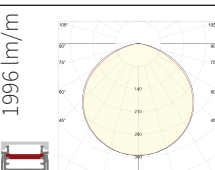
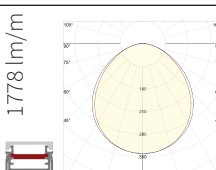
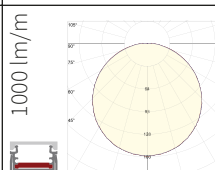

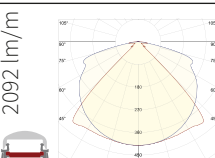
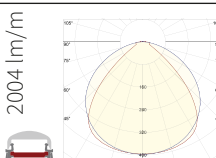

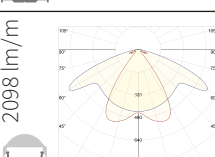
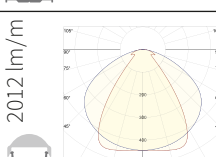
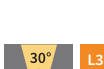
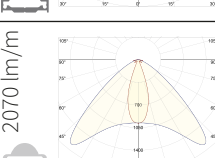
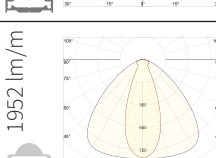

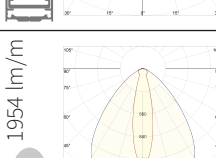

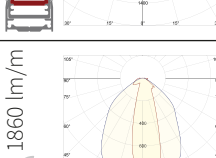
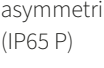

## 2200 K – light distribution curves NP/L2C/G1/09D

IP40

cover & lenses	T	F	W	G	M
cover round 120° 	2292 lm/m 	2244 lm/m 	1374 lm/m 		
cover square 120° 	2264 lm/m 	2140 lm/m 	1368 lm/m 	882 lm/m 	
cover flat 120° 	2024 lm/m 	1872 lm/m 	1394 lm/m 		
lens 90° 	2116 lm/m 	2052 lm/m 			
lens 60° 	2106 lm/m 	2042 lm/m 			
lens 30° 	2100 lm/m 	1994 lm/m 	<p>Alle Werte in der Tabelle gemessen bei 2700 K. Messwerte unterliegen den typischen Toleranzen. Andere Konfigurationen erhalten Sie auf Anfrage.</p> <p>All values in the table measured at 2700 K. Measured values are subject to the typical tolerances. Other configurations are available on request.</p> <p>Alle lichttechnischen Daten – vermessen im FLASHAAR® Lichtlabor – finden Sie unter <a href="http://flashaar.de">flashaar.de</a> im Download-Bereich.</p> <p>Alle optischen und elektrischen Daten haben eine Toleranz von +/- 10%.</p> <p>All photometric data – measured in FLASHAAR's light laboratory – available at <a href="http://flashaar.de/en">flashaar.de/en</a> in the download area.</p> <p>All optical and electrical data have a tolerance of +/- 10%.</p>		<p>EPREL-Daten:</p> <p>2200-3000 K</p>  <p>2200-4000 K</p> 
lens 15° 		2010 lm/m 			
lens LAF-2 asymmetric 		1908 lm/m 			
lens ILAF asymmetric (IP65 P) 			<p><b>Messdaten für IP65/IP65 Premium auf Anfrage. Measurement data for IP65 / IP65 Premium on request.</b></p>		

**2700 K – Lichtverteilungskurven NP/L2C/G1/09D**  
2200 K – light distribution curves NP/L2C/G1/09D

IP40

cover & lenses	T	F	W	G	M
cover round 120° 	2144 lm/m 	2198 lm/m 	918 lm/m 		
cover square 120° 	2046 lm/m 	1886 lm/m 	1084 lm/m 	746 lm/m 	
cover flat 120° 	1996 lm/m 	1778 lm/m 	1000 lm/m 		
lens 90° 	2092 lm/m 	2004 lm/m 			
lens 60° 	2098 lm/m 	2012 lm/m 			
lens 30° 	2070 lm/m 	1952 lm/m 	<p>Alle Werte in der Tabelle gemessen bei 2700 K. Messwerte unterliegen den typischen Toleranzen. Andere Konfigurationen erhalten Sie auf Anfrage.  All values in the table measured at 2700 K. Measured values are subject to the typical tolerances. Other configurations are available on request.  Alle lichttechnischen Daten – vermessen im FLASHAAR® Lichtlabor – finden Sie unter flashaar.de im Download-Bereich.  Alle optischen und elektrischen Daten haben eine Toleranz von +/- 10%.  All photometric data – measured in FLASHAAR's light laboratory – available at flashaar.de/en in the download area.  All optical and electrical data have a tolerance of +/- 10%.</p> <p><b>Messdaten für IP65/IP65Premium auf Anfrage. Measurement data for IP65 / IP65 Premium on request.</b></p>		
lens 15° 		1954 lm/m 			
lens LAF-2 asymmetric 		1860 lm/m 			
lens ILAF asymmetric (IP65 P) 					

EPREL-Daten:


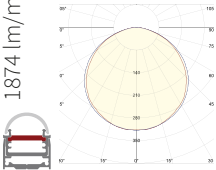
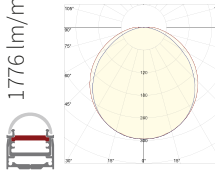
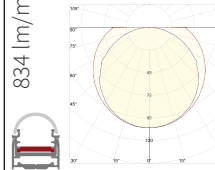

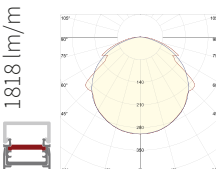
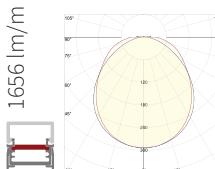
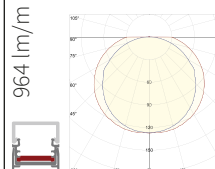
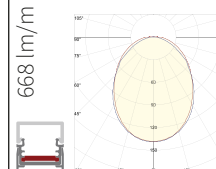
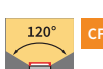
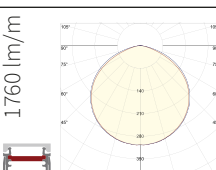
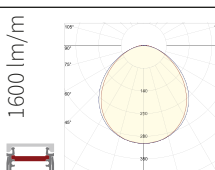
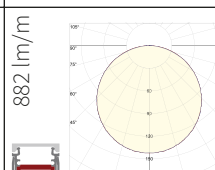

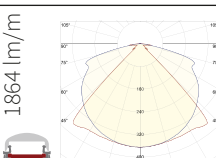
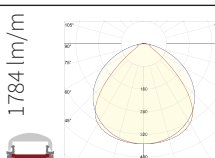

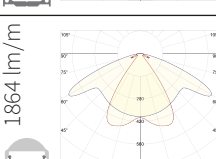
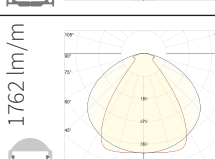

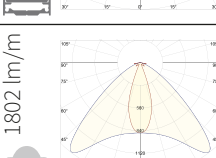
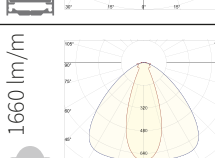


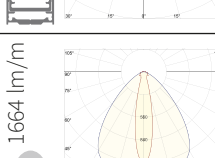


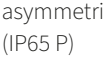

2700-5600 K



# 3000 K – Lichtverteilungskurven NP/L2C/G1/09D

## 3000 K – light distribution curves NP/L2C/G1/09D

IP40


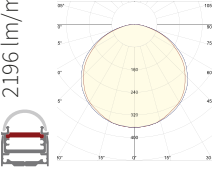
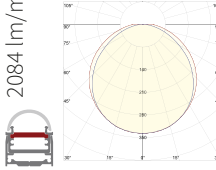
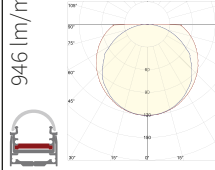

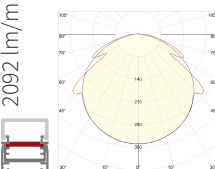
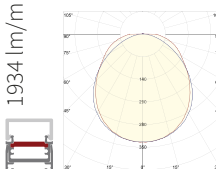
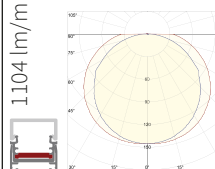
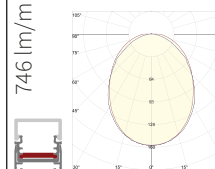

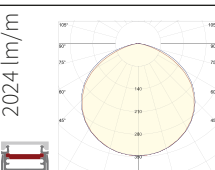
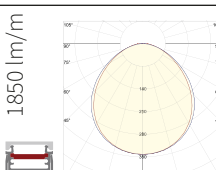
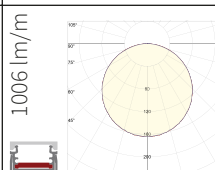

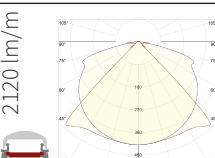
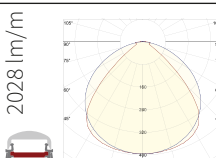

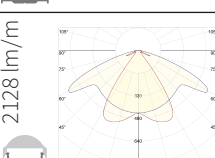
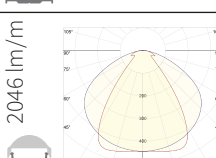
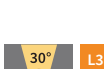
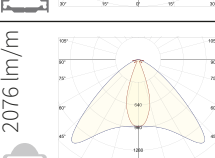
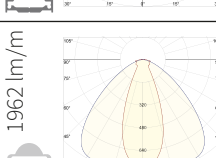

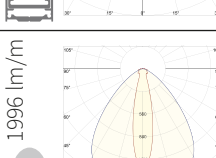

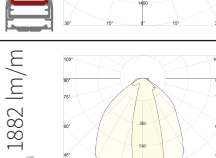
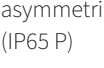


cover & lenses	T	F	W	G	M
cover round 120° 	1874 lm/m 	1776 lm/m 	834 lm/m 		
cover square 120° 	1818 lm/m 	1656 lm/m 	964 lm/m 	668 lm/m 	
cover flat 120° 	1760 lm/m 	1600 lm/m 	882 lm/m 		
lens 90° 	1864 lm/m 	1784 lm/m 			
lens 60° 	1864 lm/m 	1762 lm/m 			
lens 30° 	1802 lm/m 	1660 lm/m 	<p>Alle Werte in der Tabelle gemessen bei 2700 K. Messwerte unterliegen den typischen Toleranzen. Andere Konfigurationen erhalten Sie auf Anfrage.</p> <p>All values in the table measured at 2700 K. Measured values are subject to the typical tolerances. Other configurations are available on request.</p> <p>Alle lichttechnischen Daten – vermessen im FLASHAAR® Lichtlabor – finden Sie unter flashaar.de im Download-Bereich.</p> <p>Alle optischen und elektrischen Daten haben eine Toleranz von +/- 10%.</p> <p>All photometric data – measured in FLASHAAR's light laboratory – available at flashaar.de/en in the download area.</p> <p>All optical and electrical data have a tolerance of +/- 10%.</p>		<p>EPREL-Daten:</p> <p>2200-3000 K</p> 
lens 15° 		1664 lm/m 			
lens LAF-2 asymmetric 		1648 lm/m 			
lens ILAF asymmetric (IP65 P) 			<p><b>Messdaten für IP65/IP65 Premium auf Anfrage. Measurement data for IP65 / IP65 Premium on request.</b></p>		



# 4000 K – Lichtverteilungskurven NP/L2C/G1/09D

## 4000 K – light distribution curves NP/L2C/G1/09D

IP40

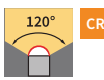
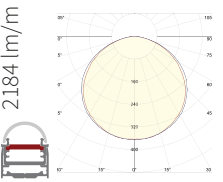
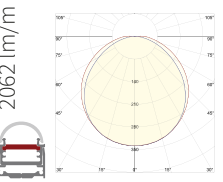
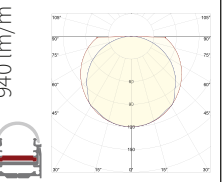
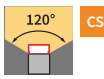
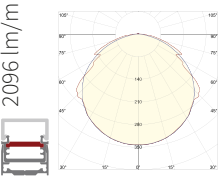
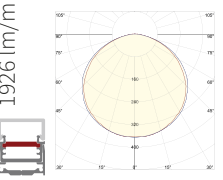
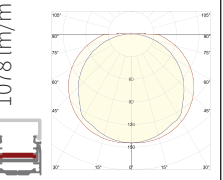
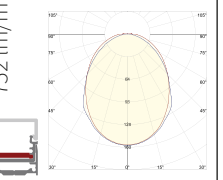
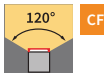
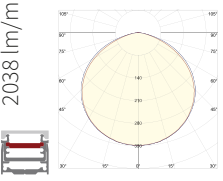
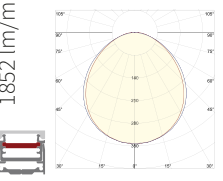
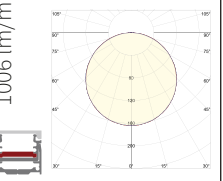
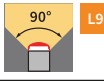
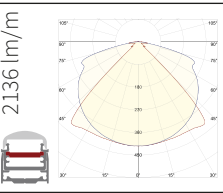
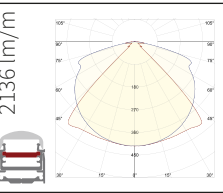
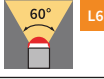
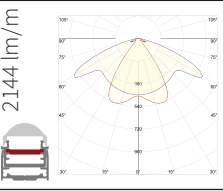
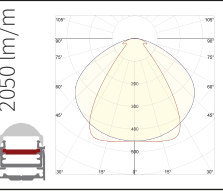

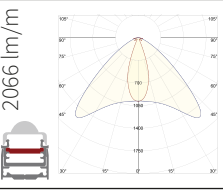
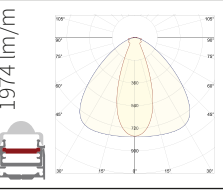

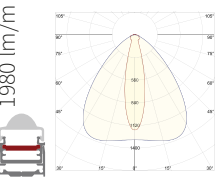
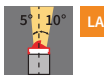
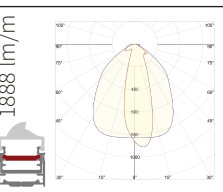



cover & lenses	T	F	W	G	M
cover round 120° 	2196 lm/m 	2084 lm/m 	946 lm/m 		
cover square 120° 	2092 lm/m 	1934 lm/m 	1104 lm/m 	746 lm/m 	
cover flat 120° 	2024 lm/m 	1850 lm/m 	1006 lm/m 		
lens 90° 	2120 lm/m 	2028 lm/m 			
lens 60° 	2128 lm/m 	2046 lm/m 			
lens 30° 	2076 lm/m 	1962 lm/m 	<p>Alle Werte in der Tabelle gemessen bei 2700 K. Messwerte unterliegen den typischen Toleranzen. Andere Konfigurationen erhalten Sie auf Anfrage.</p> <p>All values in the table measured at 2700 K. Measured values are subject to the typical tolerances. Other configurations are available on request.</p> <p>Alle lichttechnischen Daten – vermessen im FLASHAAR® Lichtlabor – finden Sie unter flashaar.de im Download-Bereich.</p> <p>Alle optischen und elektrischen Daten haben eine Toleranz von +/- 10%.</p> <p>All photometric data – measured in FLASHAAR's light laboratory – available at flashaar.de/en in the download area.</p> <p>All optical and electrical data have a tolerance of +/- 10%.</p>		
lens 15° 		1996 lm/m 			
lens LAF-2 asymmetric 		1882 lm/m 			
lens ILAF asymmetric (IP65 P) 					
<p><b>Messdaten für IP65/IP65 Premium auf Anfrage. Measurement data for IP65 / IP65 Premium on request.</b></p>					<p>EPREL-Daten:</p> <p>2700-5600 K</p> 



# 5600 K – Lichtverteilungskurven NP/L2C/G1/09D

## 5600 K – light distribution curves NP/L2C/G1/09D

IP40

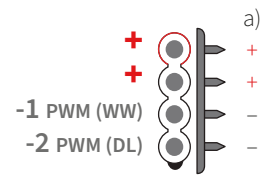
cover & lenses	T	F	W	G	M
cover round 120° 	2184 lm/m 	2062 lm/m 	940 lm/m 		
cover square 120° 	2096 lm/m 	1926 lm/m 	1078 lm/m 	752 lm/m 	
cover flat 120° 	2038 lm/m 	1852 lm/m 	1006 lm/m 		
lens 90° 	2136 lm/m 	2136 lm/m 			
lens 60° 	2144 lm/m 	2050 lm/m 			
lens 30° 	2066 lm/m 	1974 lm/m 	<p>Alle Werte in der Tabelle gemessen bei 2700 K. Messwerte unterliegen den typischen Toleranzen. Andere Konfigurationen erhalten Sie auf Anfrage.</p> <p>All values in the table measured at 2700 K. Measured values are subject to the typical tolerances. Other configurations are available on request.</p> <p>Alle lichttechnischen Daten – vermessen im FLASHAAR® Lichtlabor – finden Sie unter flashaar.de im Download-Bereich.</p> <p>Alle optischen und elektrischen Daten haben eine Toleranz von +/- 10%.</p> <p>All photometric data – measured in FLASHAAR's light laboratory – available at flashaar.de/en in the download area.</p> <p>All optical and electrical data have a tolerance of +/- 10%.</p>		
lens 15° 		1980 lm/m 			
lens LAF-2 asymmetric 		1888 lm/m 			
lens ILAF asymmetric (IP65 P) 					
<p><b>Messdaten für IP65/IP65 Premium auf Anfrage. Measurement data for IP65 / IP65 Premium on request.</b></p>					<p>EPREL-Daten:</p> <p>2700-5600 K</p> 

## Verdrahtungsschemata wiring diagrams

Beispiel für max. Länge mit einer elektrischen Einspeisung.\*  
Example for max. length with one electrical feed.\*

### WD/D/PWM/Pegasus-a (1x2CH)

Dimmbar mittels PWM, System mit 2 Kanälen für NP Pegasus, 24V DC  
dimmmable by PWM, system with 2 channels for NP Pegasus, 24V DC  
\*max. **16 m** (2x414 W) pro Einspeisung / max. **16 m** (2x414 W) per feed in



24 VDC

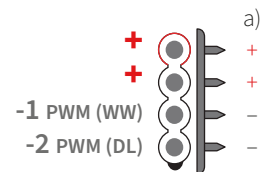


**⚠ Bitte beachten!** Mit dem DALI DT6 16 A Dimmer ist entweder der Betrieb beider Kanäle mit 50% Leistung oder alternativ der Betrieb eines Kanals mit 100 % Leistung erlaubt!

**Please note:** When operating with a DALI DT6 16 A dimmer, only the operation of both channels at 50% or alternatively the operation of one channel with 100 % power is allowed!

### WD/S/1a/Pegasus (1x2CH)

Schaltbar, System mit 2 Kanälen/2CH Leuchteneinsätze NP Pegasus-4,  
(z.B. tunable white)  
to switch ON/OFF, system with 2 channels/2CH light insert NP Pegasus-4,  
(e.g. tunable white)



24 VDC



**⚠ Achtung!** Der Betrieb beider Lichtfarben gleichzeitig auf 100 % ist nicht zulässig! Auf ausreichende Kühlung ist zu achten. Max. 24 W/m Gesamtleistung.

**Attention!** Operating both light colours at 100 % at the same time is not permitted! Sufficient cooling must be ensured. Maximum total output 24 W/m

# Übersicht Abmessungen und Einbaumaße mit dem Basisprofil G1

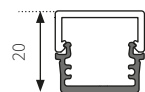
## overview dimensions and installation dimensions with base profile G1

covers and lenses ▶

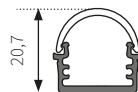


NP mounting profiles ▼

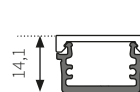
cover CS/CM/ILAF



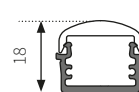
cover CR



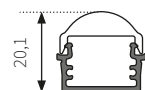
cover CF



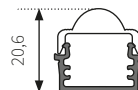
lens L9



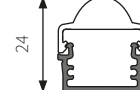
lens L6



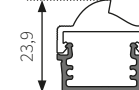
lens L3



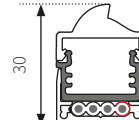
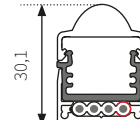
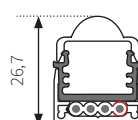
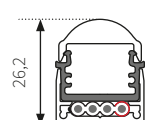
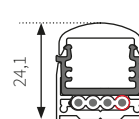
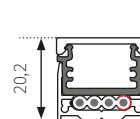
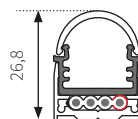
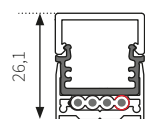
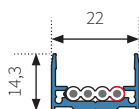
lens L1



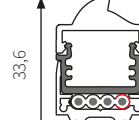
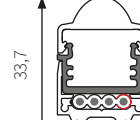
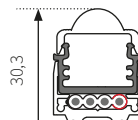
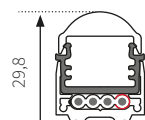
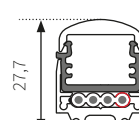
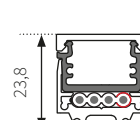
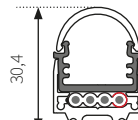
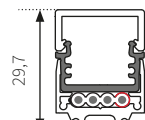
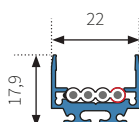
lens LAF-2



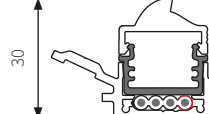
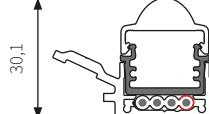
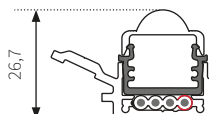
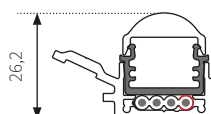
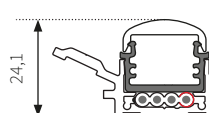
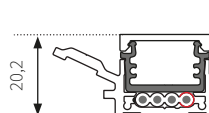
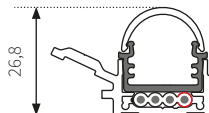
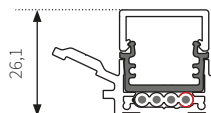
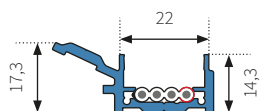
NP S1



NP S2



NP S3





# Übersicht Abmessungen und Einbaumaße mit dem Basisprofil G1

## overview dimensions and installation dimensions with base profile G1

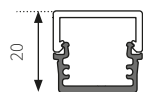
covers and lenses ▶



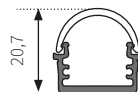
NP mounting profiles



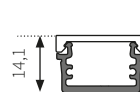
cover CS/CM/ILAF



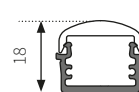
cover CR



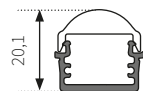
cover CF



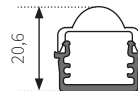
lens L9



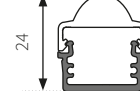
lens L6



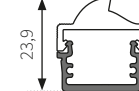
lens L3



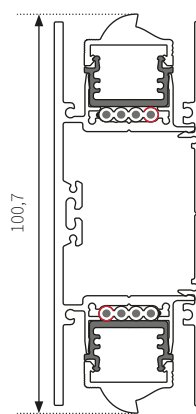
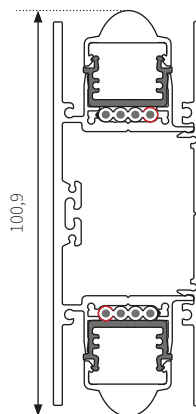
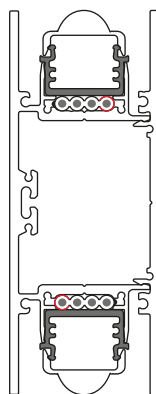
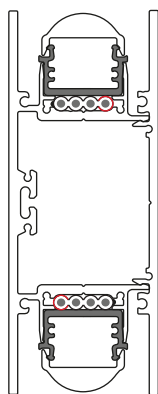
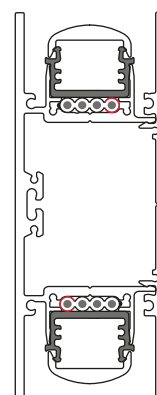
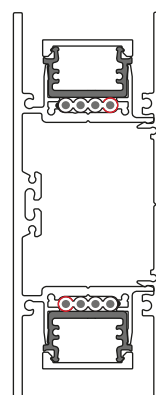
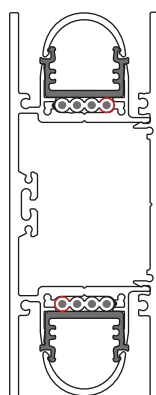
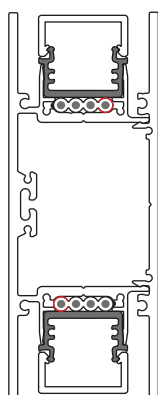
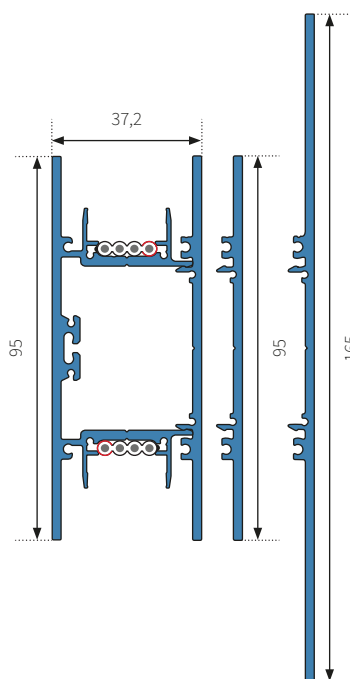
lens L1



lens LAF-2



NP H1/H2



# Übersicht Abmessungen und Einbaumaße mit dem Basisprofil G1

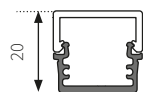
## overview dimensions and installation dimensions with base profile G1

covers and lenses ▶

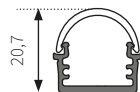


NP mounting profiles ▼

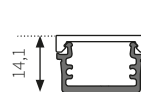
cover CS/CM/ILAF



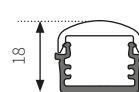
cover CR



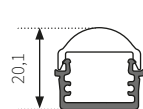
cover CF



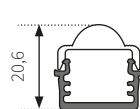
lens L9



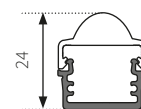
lens L6



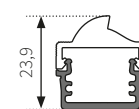
lens L3



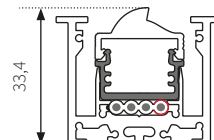
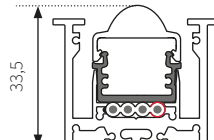


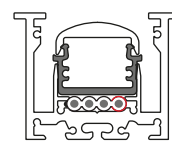
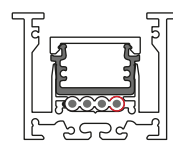


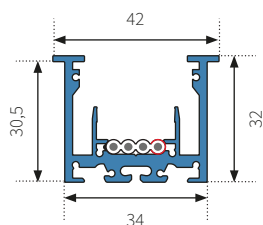
lens L1



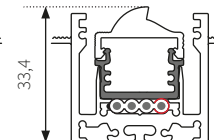
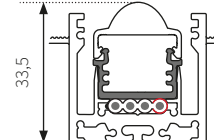
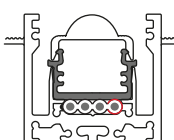
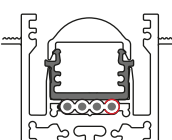
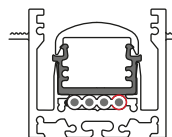
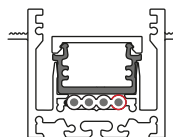


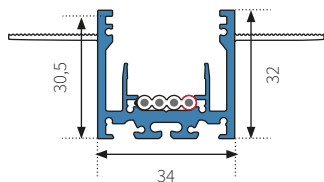
lens LAF-2



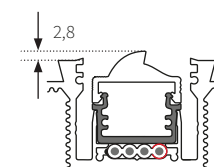
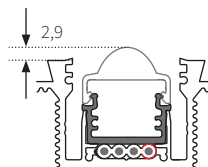

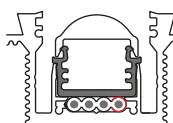
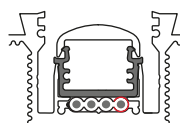
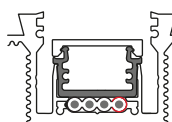
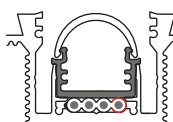
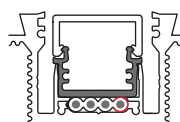
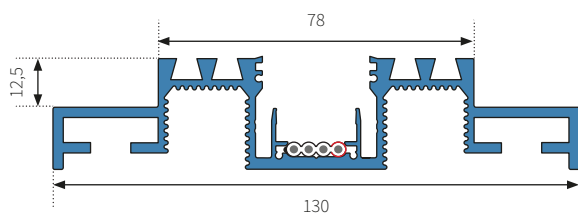
NP R1



NP R2/R4



NP R3



Übersicht Abmessungen und Einbaumaße mit dem Basisprofil G1  
overview dimensions and installation dimensions with base profile G1

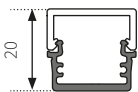
covers and lenses ▶



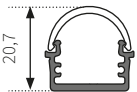
NP mounting profiles



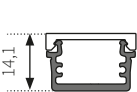
cover CS/CM/ILAF



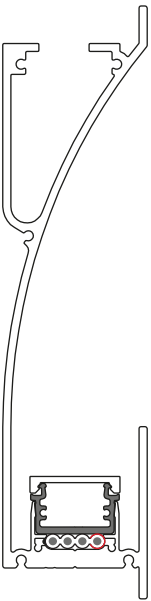
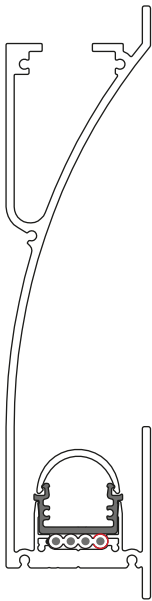
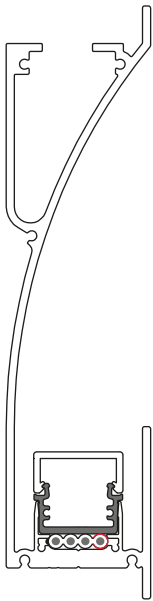
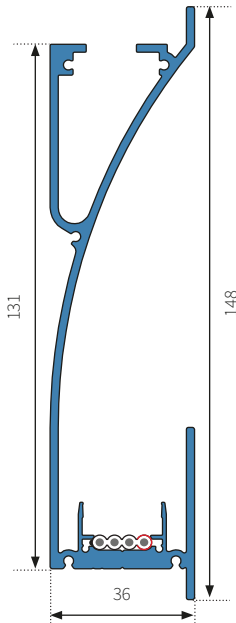
cover CR



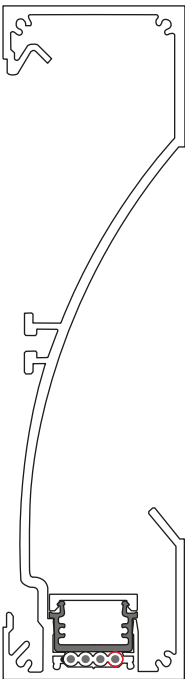
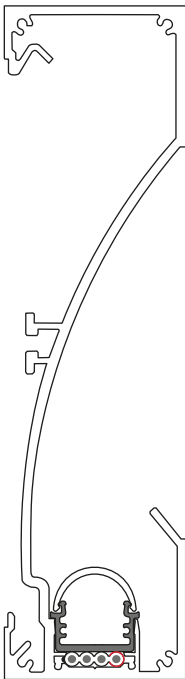
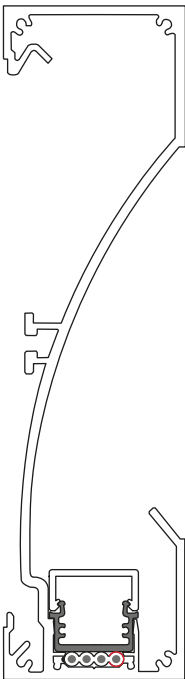
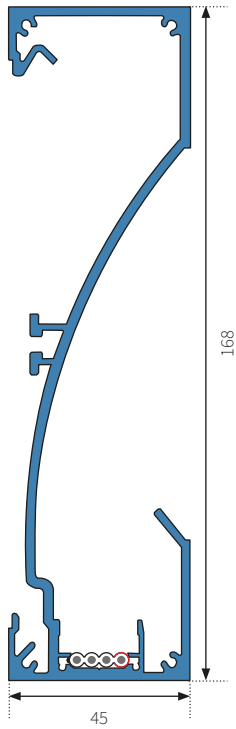
cover CF



NP I1



NP I2





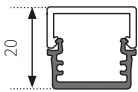
Übersicht Abmessungen und Einbaumaße mit dem Basisprofil G1  
overview dimensions and installation dimensions with base profile G1

covers and lenses ▶

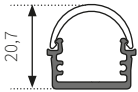


NP mounting profiles ▼

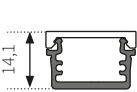
cover CS/CM/ILAF



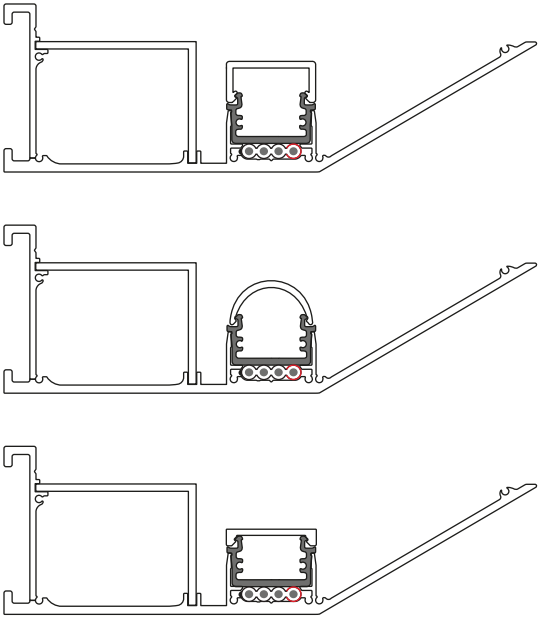
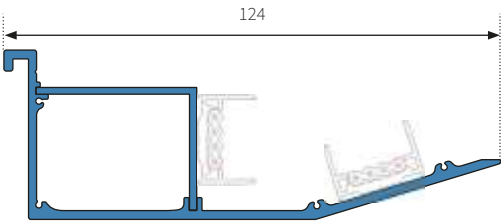
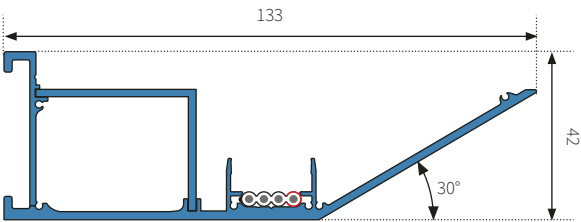
cover CR



cover CF



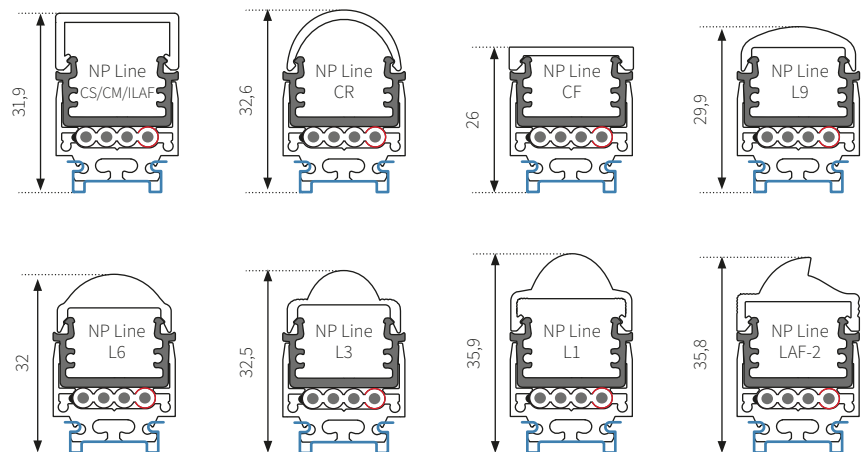
NP W1/W2



## Übersicht Abmessungen und Einbaumaße NP S2 mit Montageclips mit dem Basisprofil G1 overview dimensions and installation dimensions NP S2 with mounting clips with base profile G1

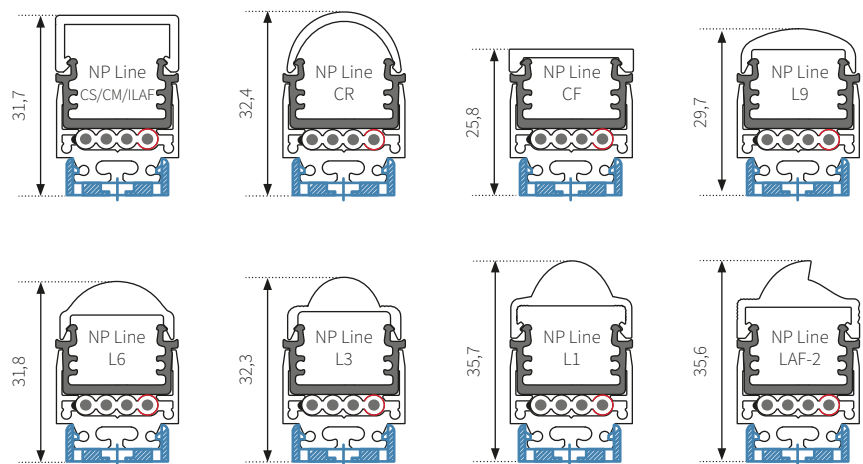
### FL/SCLIP-0/0

Federclip 0°  
spring clip 0°



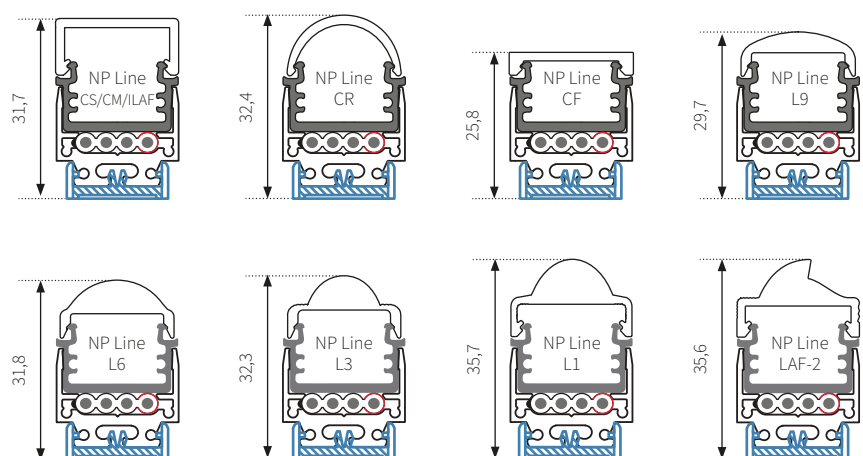
### FL/CLIP-0/0

Montageclip 0°,  
ohne Zapfen gegen Gleiten  
mounting clip 0°,  
without stud to prevent sliding



### FL/CLIP-1/0

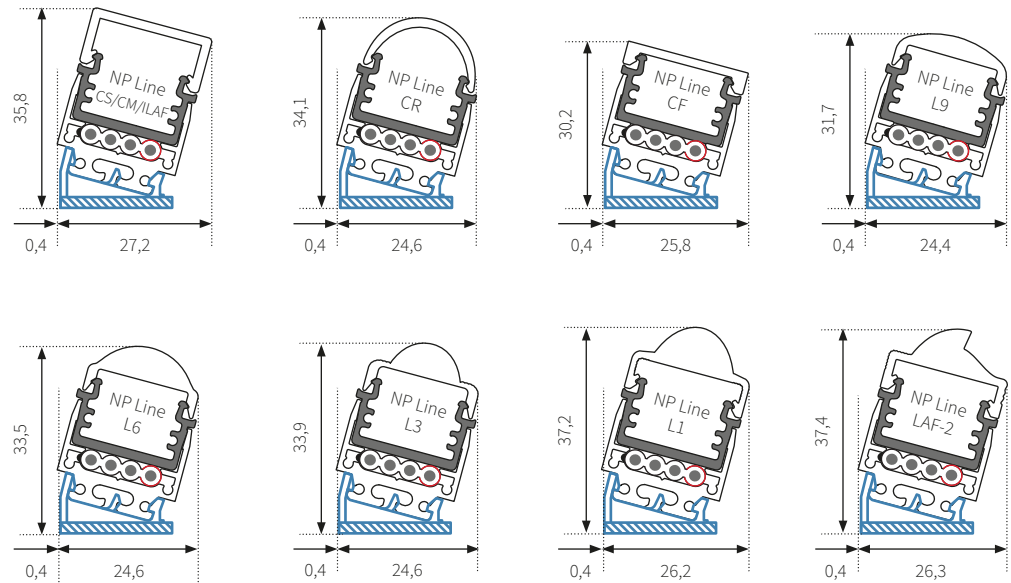
Montageclip 0°,  
mit Zapfen gegen Gleiten  
mounting clip 0°,  
with stud to prevent sliding



## Übersicht Abmessungen und Einbaumaße NP S2 mit Montageclips mit dem Basisprofil G1 overview dimensions and installation dimensions NP S2 with mounting clips with base profile G1

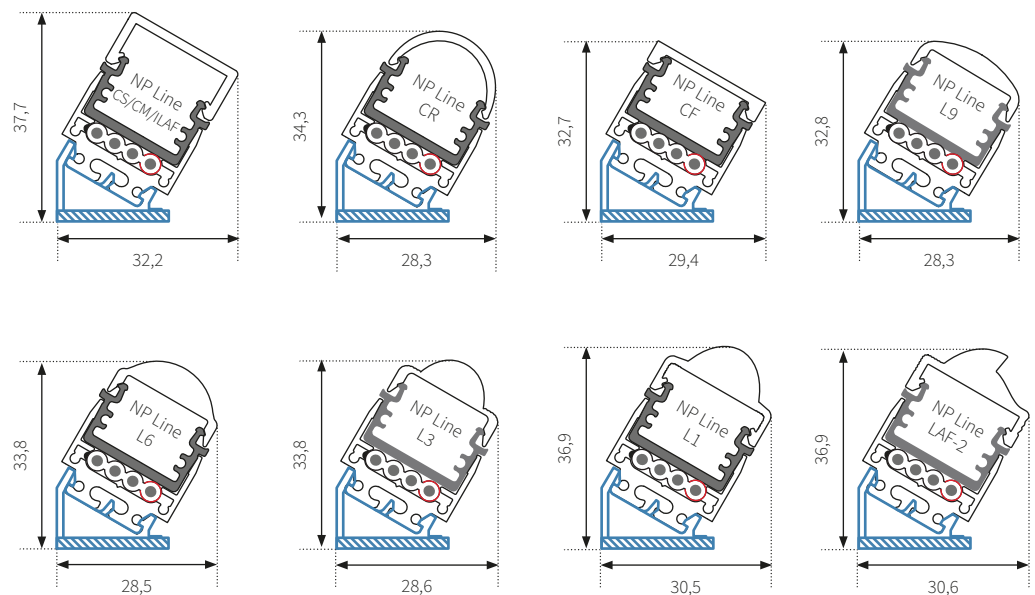
### FL/CLIP-1/15

Montageclip 15°, mit Zapfen gegen Gleiten  
mounting clip 15°, with stud to prevent sliding



### FL/CLIP-1/30

Montageclip 30°, mit Zapfen gegen Gleiten  
mounting clip 30°, with stud to prevent sliding

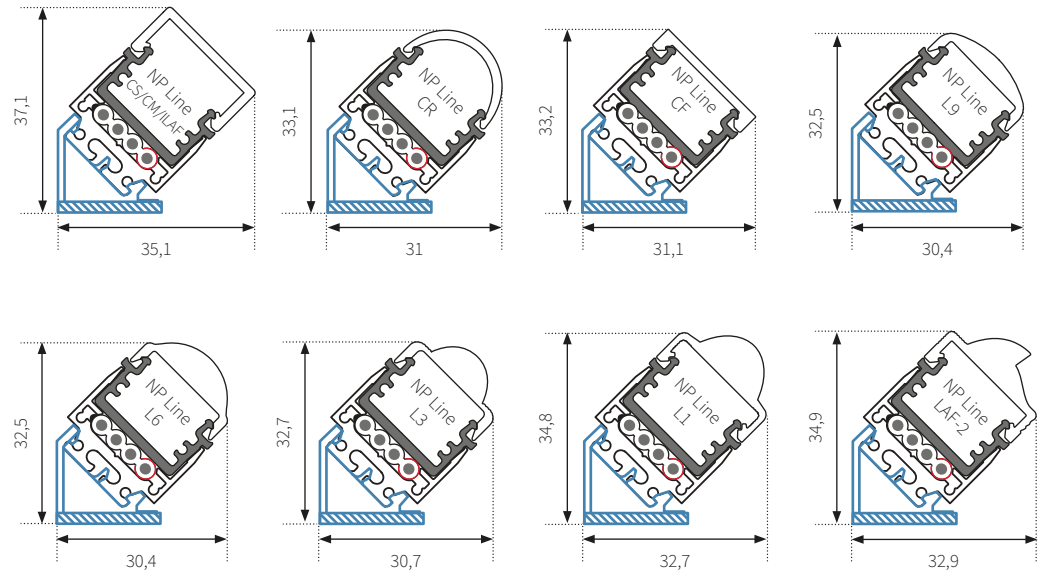




## Übersicht Abmessungen und Einbaumaße NP S2 mit Montageclips mit dem Basisprofil G1 overview dimensions and installation dimensions NP S2 with mounting clips with base profile G1

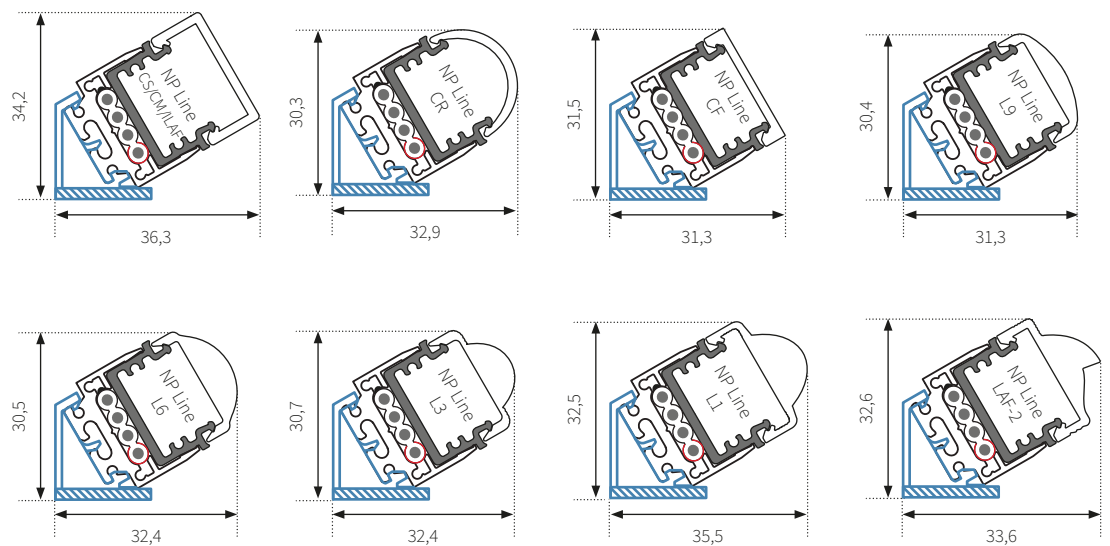
### FL/CLIP-1/45

Montageclip 45°, mit Zapfen gegen Gleiten  
mounting clip 45°, with stud to prevent sliding



### FL/CLIP-1/60

Montageclip 60°, mit Zapfen gegen Gleiten  
mounting clip 60°, with stud to prevent sliding





## Allgemeine Geschäftsbedingungen

Unsere Allgemeinen Geschäftsbedingungen sind auf unseren Internet-Seiten unter folgender Adresse zu finden:  
<https://flashaar.de/agb/>

## general terms and conditions of business

Our general terms and conditions of business can be found on our website at the following address:  
<https://flashaar.de/en/conditions/>

## Bestellinformationen

### Erforderliche Angaben auf Ihrer Bestellung

- Produktname
- Vollständige Artikelnummer (inklusive den zu ergänzenden Angaben z. B. Lichtfarbe, Cover- oder Linsentyp usw.)
- gewünschte Lieferzeit
- Lieferadresse

### Bestelladresse

FLASHAAR LEDLight GmbH & Co. KG  
Gaustraße 13–15  
55411 Bingen am Rhein  
Deutschland  
FON +49 6721 9195-0  
FAX +49 6721 9195-91  
[bestellung@ledlight.flashaar.com](mailto:bestellung@ledlight.flashaar.com)  
<https://flashaar.de>

### Versandkosten

Wir berechnen Ihnen ausschließlich die tatsächlich angefallenen Versandkosten. Je nach Auftragswert und Quantität fallen zusätzliche Verpackungskosten an.

## delivery information

### information required on your order

- product name
- complete item number (including specification codes e.g. light colour, cover or lens type etc.)
- required delivery period
- delivery address

### ordering address

FLASHAAR LEDLight GmbH & Co. KG  
Gaustraße 13–15  
55411 Bingen am Rhein  
Germany  
FON +49 6721 9195-0  
FAX +49 6721 9195-91  
[order@ledlight.flashaar.com](mailto:order@ledlight.flashaar.com)  
<https://flashaar.de/en>

### indicative value of shipping costs

Please note, we charge you only the actual delivery costs. Additional handling charges may be applied depending on order value and quantity.

## Ausgabe

### Stand: KW 35, 2024

Druckfehler, Irrtum und technische Änderungen sind vorbehalten.

## edition

### last status: week 35, 2024

Technical changes, errors and printing mistakes are reserved.