

Light efficiency:

43 Lumen/Watt

Light quality:

CRI: 0,0

Color temperature:

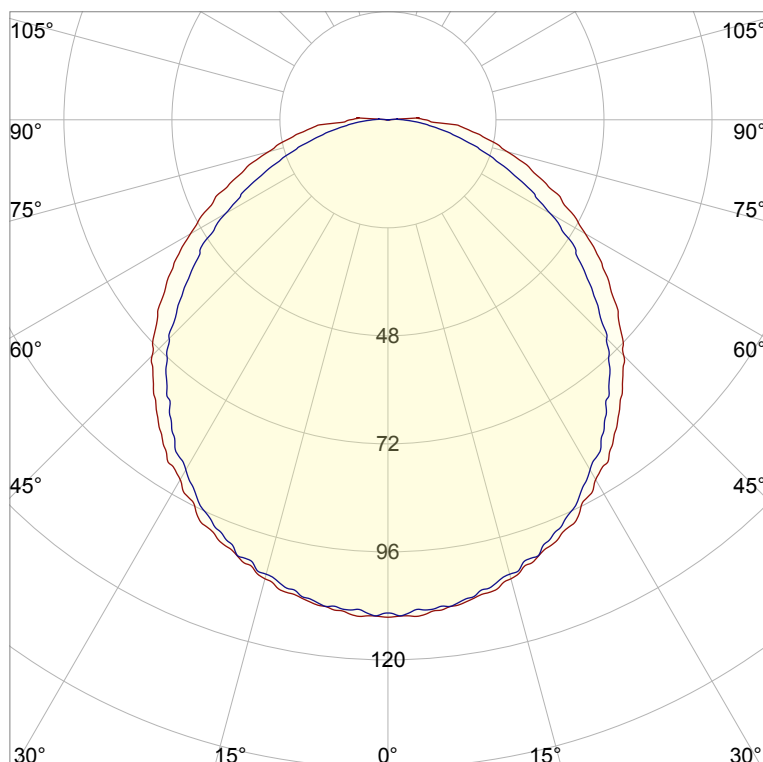
0 K

Output: 332 lm

Peak: 111 cd

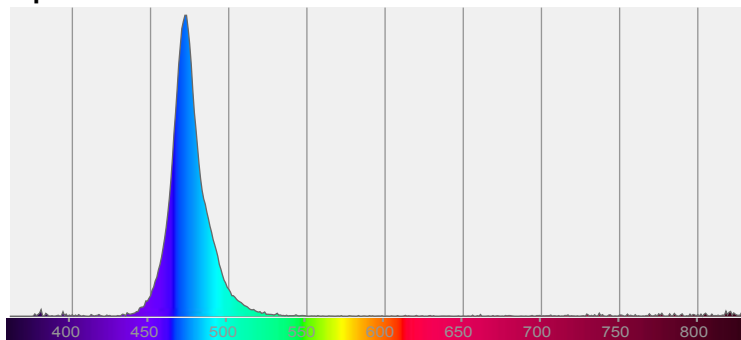
Power: 7,7 W

PF: 1,0




CIE 1931
x: 0,118
y: 0,098

Spectra



Power



Product name:

Defiant-0508-XXB-CRF

Item number:

FLNP/L22A0508/XXB/CRF

Date and time:

26.06.2020 11:15:52

Description:

Rank: R2G2B4/RC2GA2BA5/A

Toleranzen:

Lumen +/-4%

Candela +/-2,5%

Colour Temp +/-35 K

CRI +/-0,7

Angular Resolution 1 Grad Step

Last Calibration 20.05.2020

Pruefer:

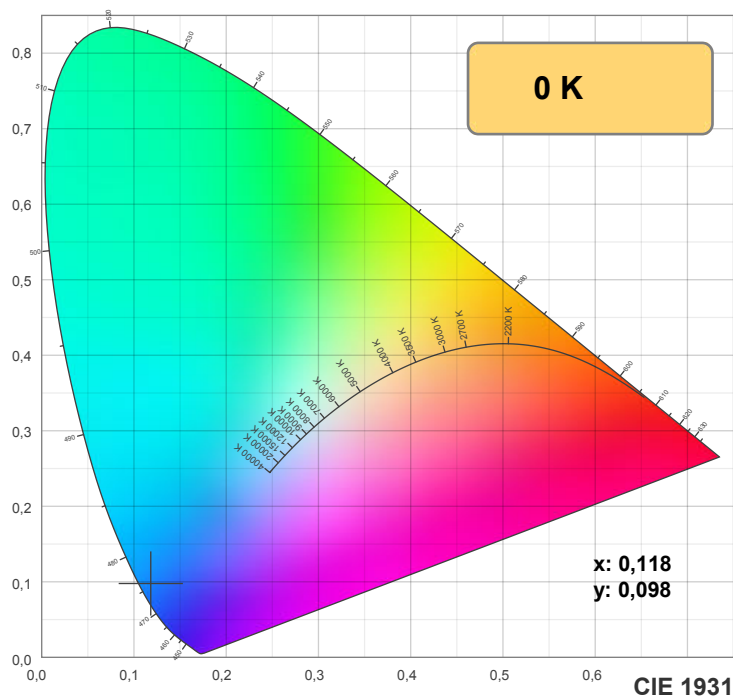
Peter Ulrich

Pruefort:

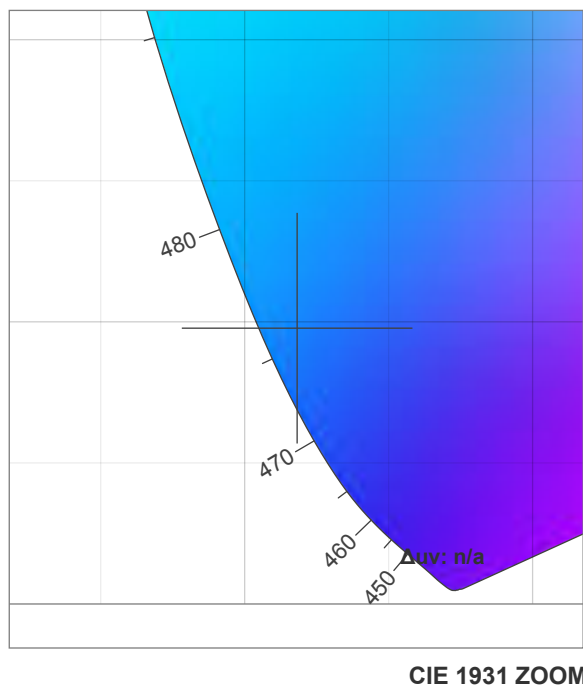
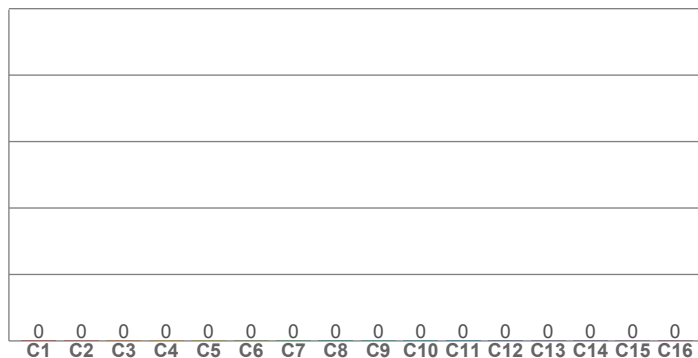
Lichtlabor

Gaustrasse 13

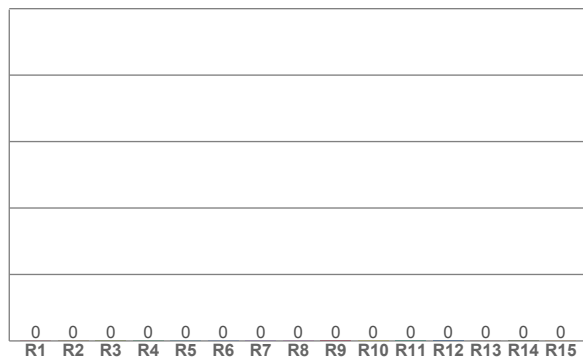
55411 Bingen am Rhein



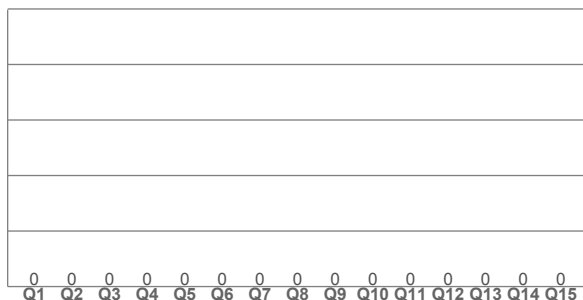
TM30: 0,0



CRI: 0,0 (R1-R8)



CQS: 0,0



CRI R values, only R1-R8 are used to calculate final CRI value

R1	R2	R3	R4	R5	R6	R7	R8	R9	R10	R11	R12	R13	R14	R15
0,0	0,0	0,0	0,0	0,0	0,0	0,0	0,0	0,0	0,0	0,0	0,0	0,0	0,0	0,0

TM30 C values, 16 binned values out of total of 99 C values

C1	C2	C3	C4	C5	C6	C7	C8	C9	C10	C11	C12	C13	C14	C15	C16
0,0	0,0	0,0	0,0	0,0	0,0	0,0	0,0	0,0	0,0	0,0	0,0	0,0	0,0	0,0	0,0

CQS Q values

Q1	Q2	Q3	Q4	Q5	Q6	Q7	Q8	Q9	Q10	Q11	Q12	Q13	Q14	Q15
0,0	0,0	0,0	0,0	0,0	0,0	0,0	0,0	0,0	0,0	0,0	0,0	0,0	0,0	0,0

Color parameters

Color temperature	Color rendering index	Red component	Color fidelity	Color gamut	Color quality scale	Color coordinate cie 1931	Color coordinate cie 1931	Color coordinate	Color coordinate	Color deviation from black body
CCT	CRI	CRI R9	TM30 Rf	TM30 Rg	CQS	x	y	u	v	Δuv
0 K	0,0	0,0	0,0	0,0	0,0	0,118	0,098	0,120	0,149	n/a



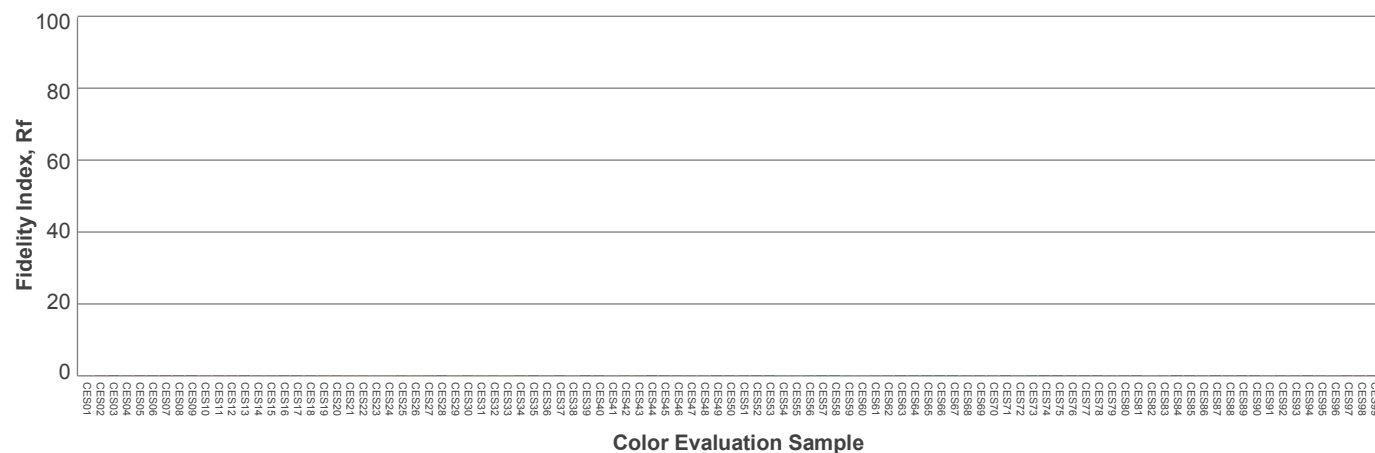
Rf 0,0

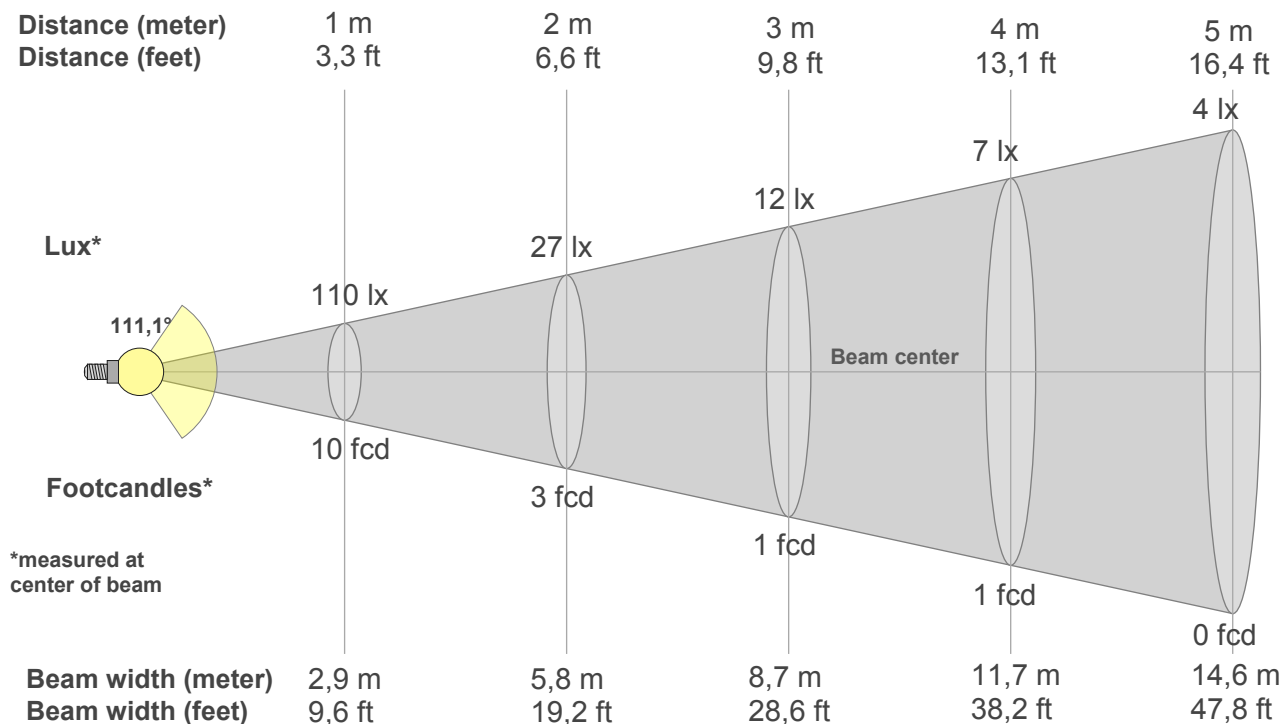
Fidelity index Rf

Rg 0,0

Gammut index Rg

		Graphic shifts (%)	
Hue Bin	R _f	Chroma	Hue
1	0	0%	0%
2	0	0%	0%
3	0	0%	0%
4	0	0%	0%
5	0	0%	0%
6	0	0%	0%
7	0	0%	0%
8	0	0%	0%
9	0	0%	0%
10	0	0%	0%
11	0	0%	0%
12	0	0%	0%
13	0	0%	0%
14	0	0%	0%
15	0	0%	0%
16	0	0%	0%





Beam intensities from 1-20m

1m	2m	3m	4m	5m	6m	7m	8m	9m	10m	11m	12m	13m	14m	15m	16m	17m	18m	19m	20m
3,3ft	6,6ft	9,8ft	13,1ft	16,4ft	19,7ft	23ft	26,2ft	29,5ft	32,8ft	36,1ft	39,4ft	42,7ft	45,9ft	49,2ft	52,5ft	55,8ft	59,1ft	62,3ft	65,6ft
110lx	27lx	12lx	7lx	4lx	3lx	2lx	2lx	1lx	1lx	1lx	1lx	1lx	1lx	0lx	0lx	0lx	0lx	0lx	0lx
10,2fcd	2,5fcd	1,1fcd	0,6fcd	0,4fcd	0,3fcd	0,2fcd	0,2fcd	0,1fcd	0,1fcd	0,1fcd	0,1fcd	0,1fcd	0,1fcd	0fcd	0fcd	0fcd	0fcd	0fcd	0fcd

Intensities in 0° c-plane

0°	5°	10°	15°	20°	25°	30°	35°	40°	45°	50°	55°	60°	65°	70°	75°	80°	85°	90°	95°
110	110	108	106	102	98	92	87	81	74	67	59	51	43	35	27	21	16	8	0
100%	100%	98%	96%	93%	90%	84%	79%	73%	67%	61%	54%	46%	39%	32%	25%	19%	15%	8%	0%

Intensities in 90° c-plane

0°	5°	10°	15°	20°	25°	30°	35°	40°	45°	50°	55°	60°	65°	70°	75°	80°	85°	90°	95°
110	109	108	105	101	96	90	84	76	69	59	51	42	33	25	18	11	7	3	0
100%	99%	98%	95%	92%	88%	82%	76%	70%	63%	54%	46%	38%	30%	23%	16%	10%	6%	3%	0%

Intensities in 180° c-plane

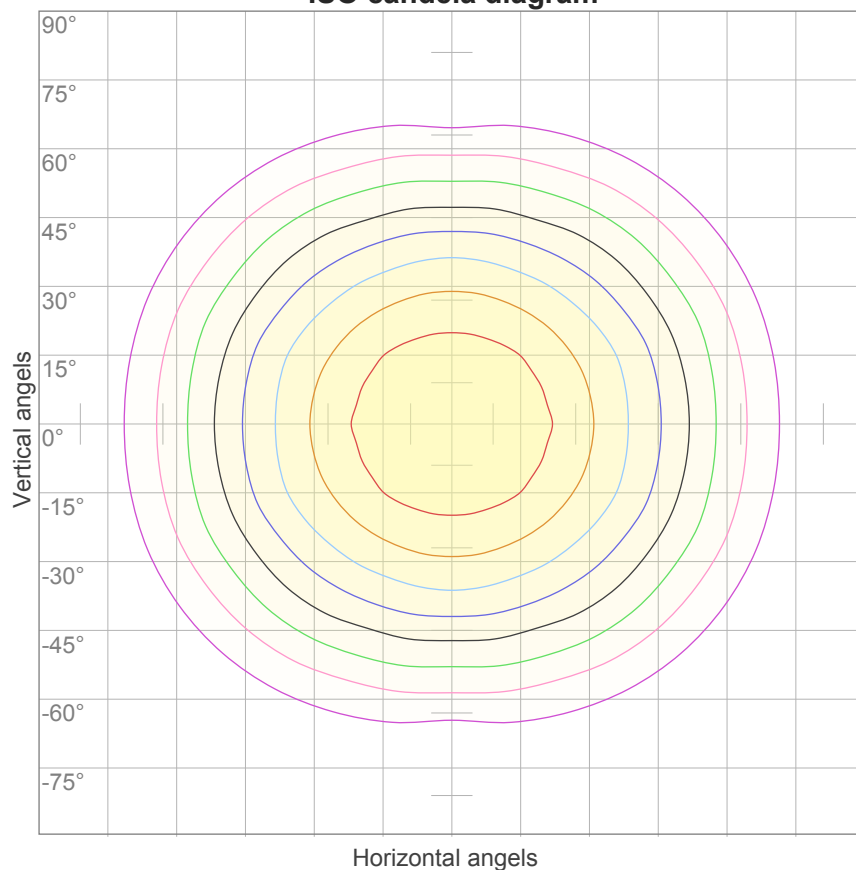
0°	5°	10°	15°	20°	25°	30°	35°	40°	45°	50°	55°	60°	65°	70°	75°	80°	85°	90°	95°
110	110	108	106	102	98	92	87	81	74	67	59	51	43	35	27	21	16	8	0
100%	100%	98%	96%	93%	90%	84%	79%	73%	67%	61%	54%	46%	39%	32%	25%	19%	15%	8%	0%

Intensities in 270° c-plane

0°	5°	10°	15°	20°	25°	30°	35°	40°	45°	50°	55°	60°	65°	70°	75°	80°	85°	90°	95°
110	109	108	105	101	96	90	84	76	69	59	51	42	33	25	18	11	7	3	0
100%	99%	98%	95%	92%	88%	82%	76%	70%	63%	54%	46%	38%	30%	23%	16%	10%	6%	3%	0%

Beam angle 50%	Field angle 10%	Cutoff angle 2,5%	Intensity ratio in 120° cone	Intensity ratio in 90° cone
111,1°	171,5°	226,3°	73,3%	50,0%

ISO candela diagram



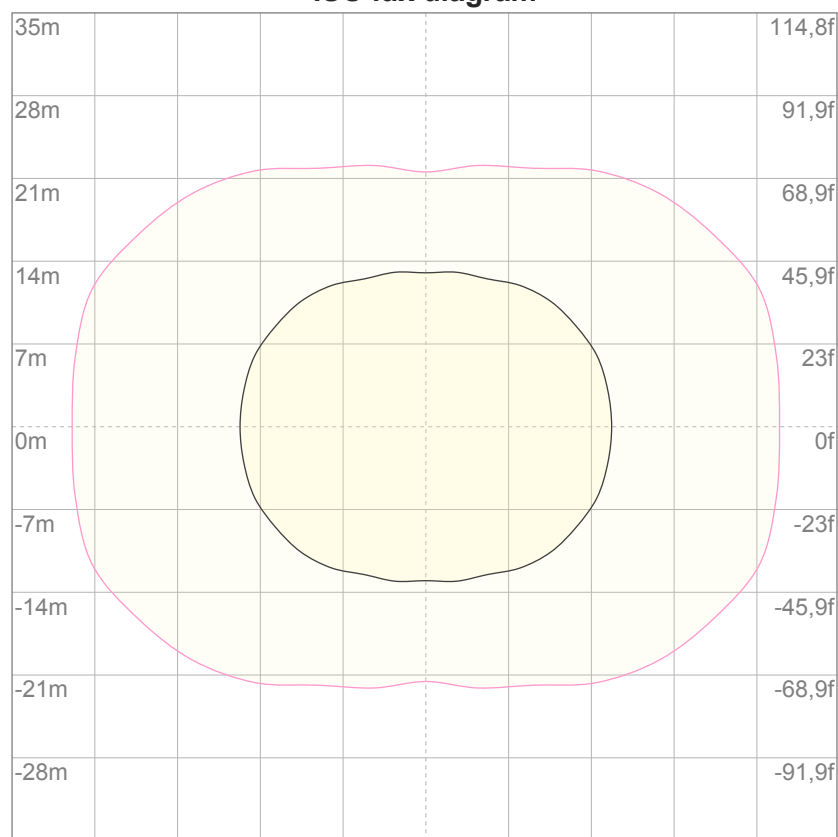
10%	11 cd
20%	22 cd
30%	33 cd
40%	44 cd
50%	55 cd
60%	66 cd
70%	77 cd
80%	88 cd
90%	99 cd

Conditions:

Number of c-planes: 16

Candela at center: 110 cd

ISO lux diagram



3%	32,9m lx
5%	54,9m lx
10%	0,110 lx
30%	0,329 lx
50%	0,549 lx

Conditions:

Number of c-planes: 16

Lux at center: 1,10 lx

*Lux distribution on a surface
when lamp is mounted at 10
meters from the surface.*

Glare Evaluation According to UGR

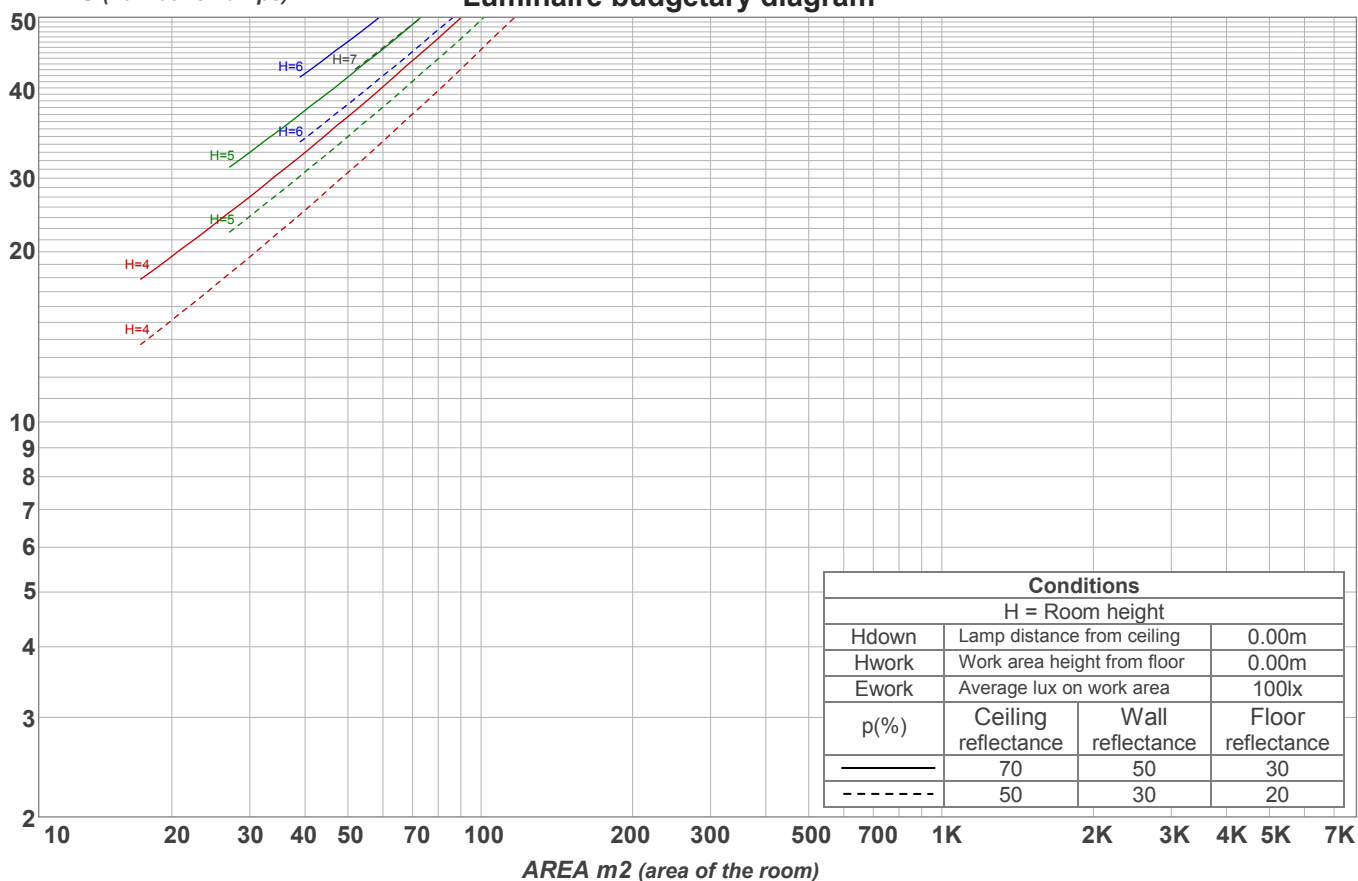
p Ceiling		70	70	50	50	30	70	70	50	50	30
p Walls		50	30	50	30	30	50	30	50	30	30
p Floor		20	20	20	20	20	20	20	20	20	20
Room size X Y		Viewing direction at right angles to lamp axis					Viewing direction parallel to lamp axis				
2H	2H	18,4	19,7	18,7	20,0	20,2	18,7	20,0	19,0	20,3	20,5
	3H	19,8	21,1	20,2	21,4	21,6	20,1	21,4	20,5	21,7	21,9
	4H	20,4	21,6	20,8	21,9	22,2	20,6	21,9	21,1	22,2	22,4
	6H	21,0	22,1	21,3	22,3	22,7	21,2	22,3	21,5	22,6	23,0
	8H	21,2	22,2	21,5	22,5	23,0	21,4	22,5	21,7	22,8	23,2
	12H	21,3	22,4	21,7	22,7	23,2	21,5	22,6	21,9	22,9	23,4
4H	2H	19,0	20,3	19,4	20,5	20,8	19,2	20,5	19,7	20,8	21,0
	3H	20,7	21,7	21,1	22,1	22,5	20,9	21,9	21,3	22,3	22,7
	4H	21,4	22,3	21,8	22,7	23,3	21,5	22,5	22,0	22,9	23,5
	6H	22,0	22,9	22,5	23,3	23,7	22,2	23,1	22,7	23,5	23,8
	8H	22,3	23,1	22,8	23,5	23,9	22,4	23,3	22,9	23,6	24,0
	12H	22,5	23,3	23,0	23,7	24,2	22,6	23,4	23,1	23,8	24,3
8H	4H	21,7	22,5	22,2	22,9	23,3	21,9	22,7	22,4	23,1	23,5
	6H	22,5	23,2	23,1	23,7	24,2	22,7	23,3	23,2	23,8	24,3
	8H	23,0	23,6	23,5	24,1	24,7	23,1	23,6	23,6	24,2	24,8
	12H	23,3	23,8	23,9	24,3	24,9	23,4	23,9	24,0	24,4	25,0
12H	4H	21,7	22,4	22,2	22,9	23,3	21,9	22,6	22,4	23,0	23,5
	6H	22,7	23,3	23,2	23,8	24,4	22,8	23,4	23,3	23,9	24,5
	8H	23,1	23,6	23,7	24,1	24,7	23,2	23,7	23,8	24,2	24,8
Variation of the observer position for the luminaire distance S											
S = 1.0H		0,1 / -0,1					0,1 / -0,1				
S = 1.5H		0,1 / -0,2					0,1 / -0,2				
S = 2.0H		0,4 / -0,5					0,4 / -0,5				
Standard table		n/a					n/a				
Correction summand		n/a					n/a				
Corrected glare indices referring to 332 lm total luminous flux											

Coefficients of Utilization

Ceiling reflectance	80				70				50			30			10			0
Wall reflectance	70	50	30	10	70	50	30	10	50	30	10	50	30	10	50	30	10	0
Floor reflectance	20	20	20	20	20	20	20	20	20	20	20	20	20	20	20	20	20	0
RCR	(RCR: Room Cavity Ratio) Room Values are expressed as percentage of Lumens delivered to the task surface																	
0	118	118	118	118	115	115	115	115	110	110	110	104	104	104	100	100	100	97
1	107	102	97	93	104	99	95	91	94	91	88	90	87	84	86	84	81	79
2	97	88	81	75	94	86	79	74	82	76	72	78	74	70	75	71	68	65
3	88	77	69	62	85	75	68	61	72	65	60	69	63	58	66	61	57	55
4	81	68	59	52	78	67	58	52	64	57	51	61	55	50	59	53	49	47
5	74	61	52	45	72	60	51	45	57	50	44	55	48	43	53	47	42	40
6	68	55	46	39	66	54	45	39	52	44	38	50	43	38	48	42	37	35
7	63	50	41	35	62	49	40	34	47	39	34	45	39	33	44	38	33	31
8	59	45	37	31	57	45	36	31	43	36	30	42	35	30	40	34	30	28
9	55	42	33	28	54	41	33	28	40	32	27	38	32	27	37	31	27	25
10	52	38	30	25	50	38	30	25	37	30	25	35	29	24	34	29	24	22

LAMPS (number of lamps)

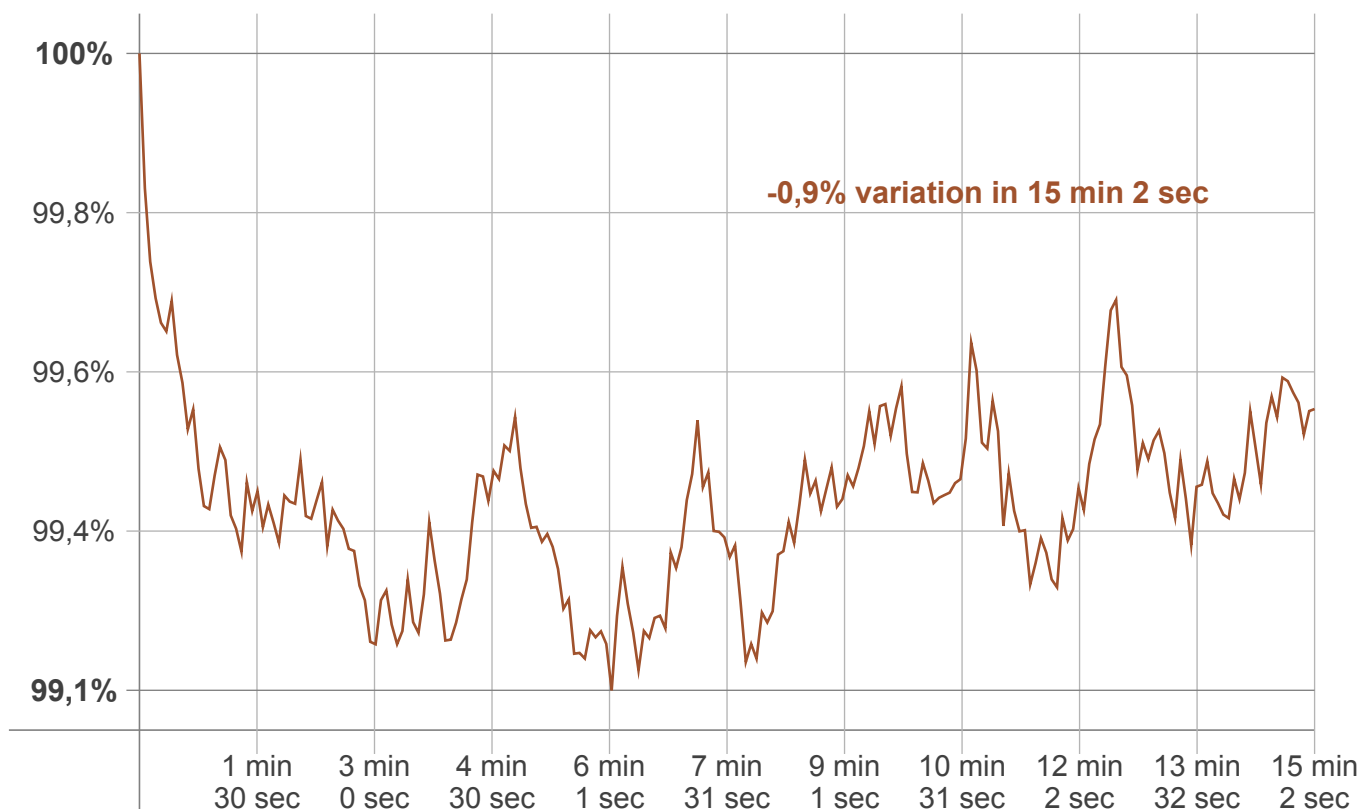
Luminaire budgetary diagram



Zonal Lumen Summary

0°-10°	10°-20°	20°-30°	30°-40°	40°-50°	50°-60°	60°-70°	70°-80°	80°-90°
10,4 lm	29,6 lm	44,6 lm	53,5 lm	55,3 lm	50,0 lm	39,3 lm	26,5 lm	14,2 lm
90°-100°	100°-110°	110°-120°	120°-130°	130°-140°	140°-150°	150°-160°	160°-170°	170°-180°
4,54 lm	3,94 lm	0,287 lm	0,000 lm	0,000 lm	0,000 lm	0,000 lm	0,000 lm	0,000 lm

Warmup curve



Warmup result

Warmup time:	15 min 2 sec
Warmup variation	-0,9%

Warmup conditions

Stable period:	15 min
Stable change max:	2,0%
Minimum time:	15 min

Color temperature change

CCT start	CCT change	CCT end
0 K	0 K	0 K

Output change

Output start	Output change	Output end
333 lm	-1 lm	332 lm