

Light efficiency:

46 Lumen/Watt

Light quality:

CRI: 0,0

Color temperature:

0 K

Output: 352 lm

Peak: 151 cd

Power: 7,7 W

PF: 1,0



Product name:

Defiant-0508-XXG-CSG

Item number:

FLNP/L22A0508/XXG/CSG

Date and time:

01.07.2020 09:50:54

Description:

Rank: R2G2B4/RC2GA2BA5/A

Toleranzen:

Lumen +/-4%

Candela +/-2,5%

Colour Temp +/-35 K

CRI +/-0,7

Angular Resolution 1 Grad Step

Last Calibration 20.05.2020

Pruefer:

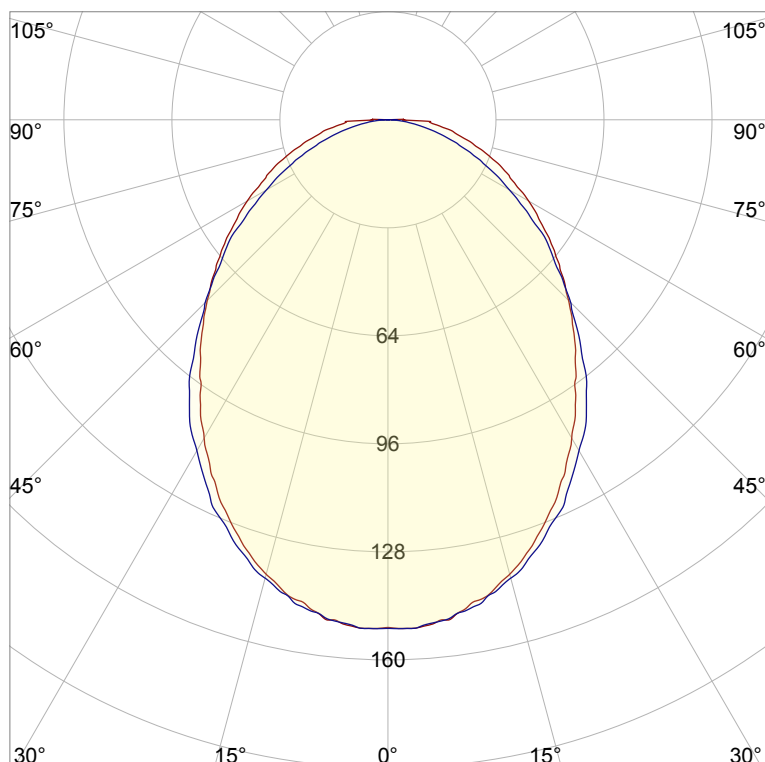
Peter Ulrich

Pruefort:

Lichtlabor

Gaustrasse 13

55411 Bingen am Rhein

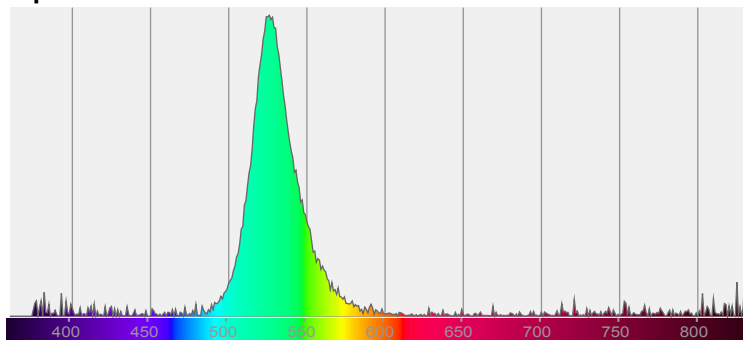


CIE 1931


x: 0,200

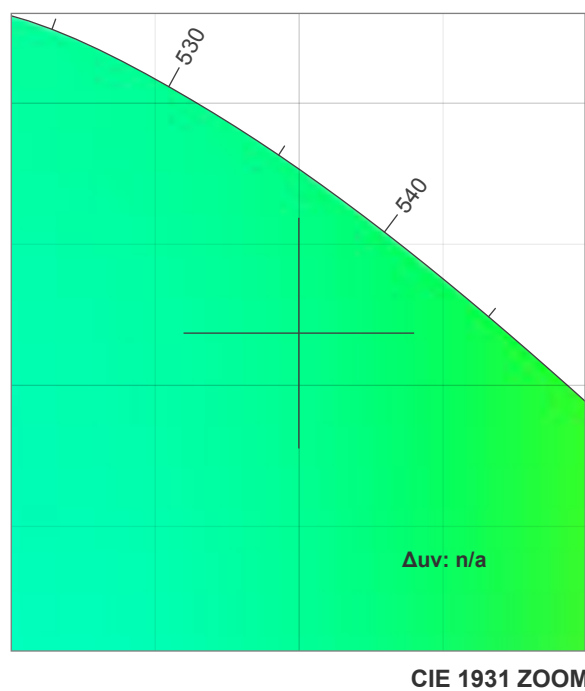
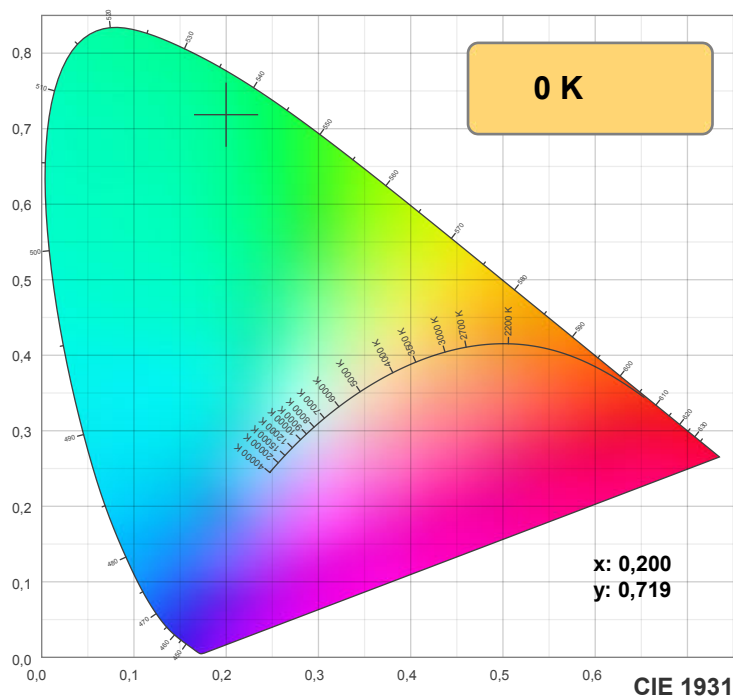
y: 0,719

Spectra



Power





TM30: 0,0

CRI: 0,0 (R1-R8)

0	0	0	0	0	0	0	0	0	0	0	0	0	0	0	0	0
C1	C2	C3	C4	C5	C6	C7	C8	C9	C10	C11	C12	C13	C14	C15	C16	

0	0	0	0	0	0	0	0	0	0	0	0	0	0	0	0	0
R1	R2	R3	R4	R5	R6	R7	R8	R9	R10	R11	R12	R13	R14	R15		

CRI R values, only R1-R8 are used to calculate final CRI value

R1	R2	R3	R4	R5	R6	R7	R8	R9	R10	R11	R12	R13	R14	R15
0,0	0,0	0,0	0,0	0,0	0,0	0,0	0,0	0,0	0,0	0,0	0,0	0,0	0,0	0,0

TM30 C values, 16 binned values out of total of 99 C values

C1	C2	C3	C4	C5	C6	C7	C8	C9	C10	C11	C12	C13	C14	C15	C16
0,0	0,0	0,0	0,0	0,0	0,0	0,0	0,0	0,0	0,0	0,0	0,0	0,0	0,0	0,0	0,0

CQS Q values

Q1	Q2	Q3	Q4	Q5	Q6	Q7	Q8	Q9	Q10	Q11	Q12	Q13	Q14	Q15
0,0	0,0	0,0	0,0	0,0	0,0	0,0	0,0	0,0	0,0	0,0	0,0	0,0	0,0	0,0

CQS: 0,0

0	0	0	0	0	0	0	0	0	0	0	0	0	0	0	0	0
Q1	Q2	Q3	Q4	Q5	Q6	Q7	Q8	Q9	Q10	Q11	Q12	Q13	Q14	Q15		

Color parameters

Color temperature	Color rendering index	Red component	Color fidelity	Color gamut	Color quality scale	Color coordinate cie 1931	Color coordinate cie 1931	Color coordinate	Color coordinate	Color deviation from black body
CCT	CRI	CRI R9	TM30 Rf	TM30 Rg	CQS	x	y	u	v	Δuv
0 K	0,0	0,0	0,0	0,0	0,0	0,200	0,719	0,071	0,384	n/a


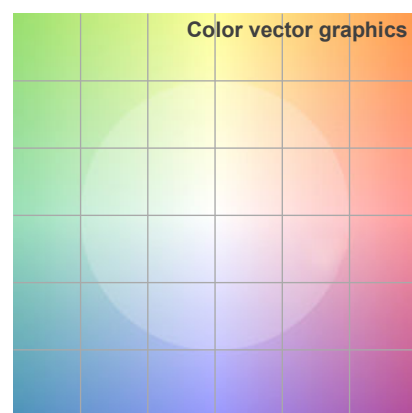
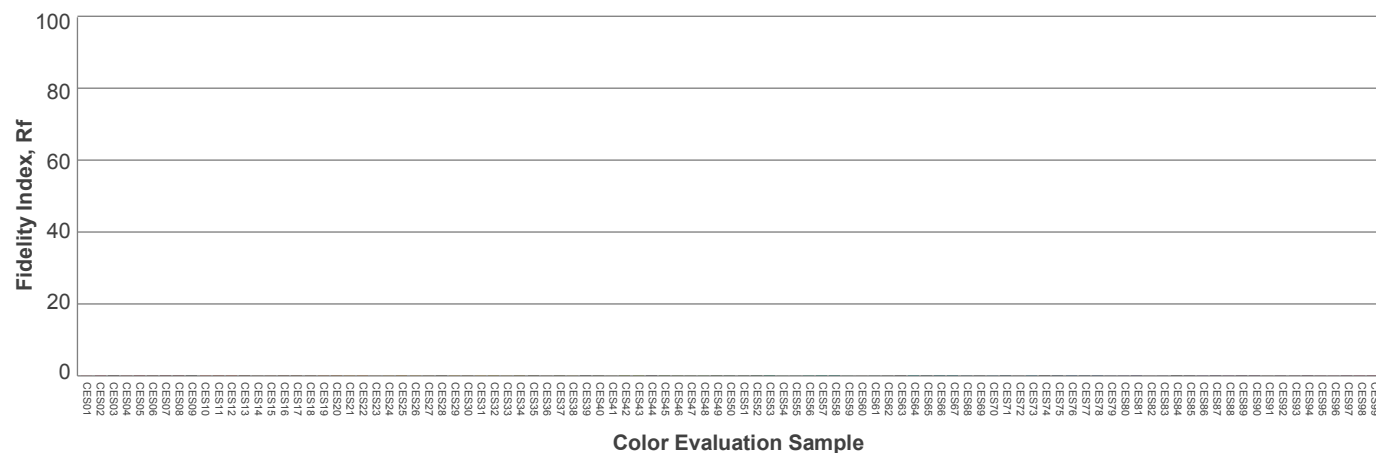

Rf 0,0

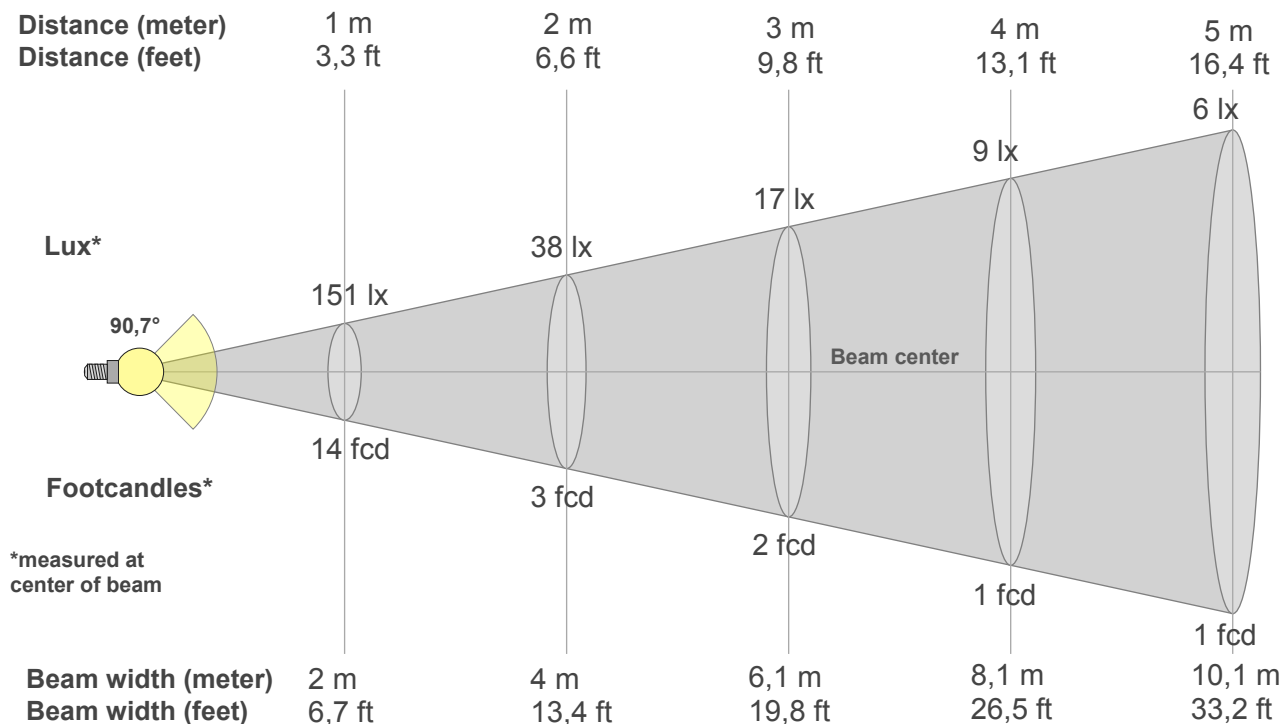
Fidelity index Rf

Rg 0,0

Gammut index Rg

		Graphic shifts (%)	
Hue Bin	R _f	Chroma	Hue
1	0	0%	0%
2	0	0%	0%
3	0	0%	0%
4	0	0%	0%
5	0	0%	0%
6	0	0%	0%
7	0	0%	0%
8	0	0%	0%
9	0	0%	0%
10	0	0%	0%
11	0	0%	0%
12	0	0%	0%
13	0	0%	0%
14	0	0%	0%
15	0	0%	0%
16	0	0%	0%





Beam intensities from 1-20m

1m	2m	3m	4m	5m	6m	7m	8m	9m	10m	11m	12m	13m	14m	15m	16m	17m	18m	19m	20m
3,3ft	6,6ft	9,8ft	13,1ft	16,4ft	19,7ft	23ft	26,2ft	29,5ft	32,8ft	36,1ft	39,4ft	42,7ft	45,9ft	49,2ft	52,5ft	55,8ft	59,1ft	62,3ft	65,6ft
151lx	38lx	17lx	9lx	6lx	4lx	3lx	2lx	2lx	2lx	1lx	1lx	1lx	1lx	1lx	1lx	1lx	0lx	0lx	0lx
14fcd	3,5fcd	1,6fcd	0,9fcd	0,6fcd	0,4fcd	0,3fcd	0,2fcd	0,2fcd	0,1fcd	0,1fcd	0,1fcd	0,1fcd	0,1fcd	0,1fcd	0,1fcd	0fcd	0fcd	0fcd	0fcd

Intensities in 0° c-plane

0°	5°	10°	15°	20°	25°	30°	35°	40°	45°	50°	55°	60°	65°	70°	75°	80°	85°	90°	95°
151	150	145	139	131	120	109	97	86	76	66	57	48	40	32	25	19	13	5	0
100%	100%	96%	93%	87%	80%	72%	64%	57%	50%	44%	38%	32%	26%	21%	17%	13%	9%	3%	0%

Intensities in 90° c-plane

0°	5°	10°	15°	20°	25°	30°	35°	40°	45°	50°	55°	60°	65°	70°	75°	80°	85°	90°	95°
151	150	146	141	133	124	113	103	89	77	64	53	42	32	23	16	9	4	1	0
100%	99%	97%	93%	88%	82%	75%	68%	59%	51%	43%	35%	28%	21%	15%	10%	6%	2%	0%	0%

Intensities in 180° c-plane

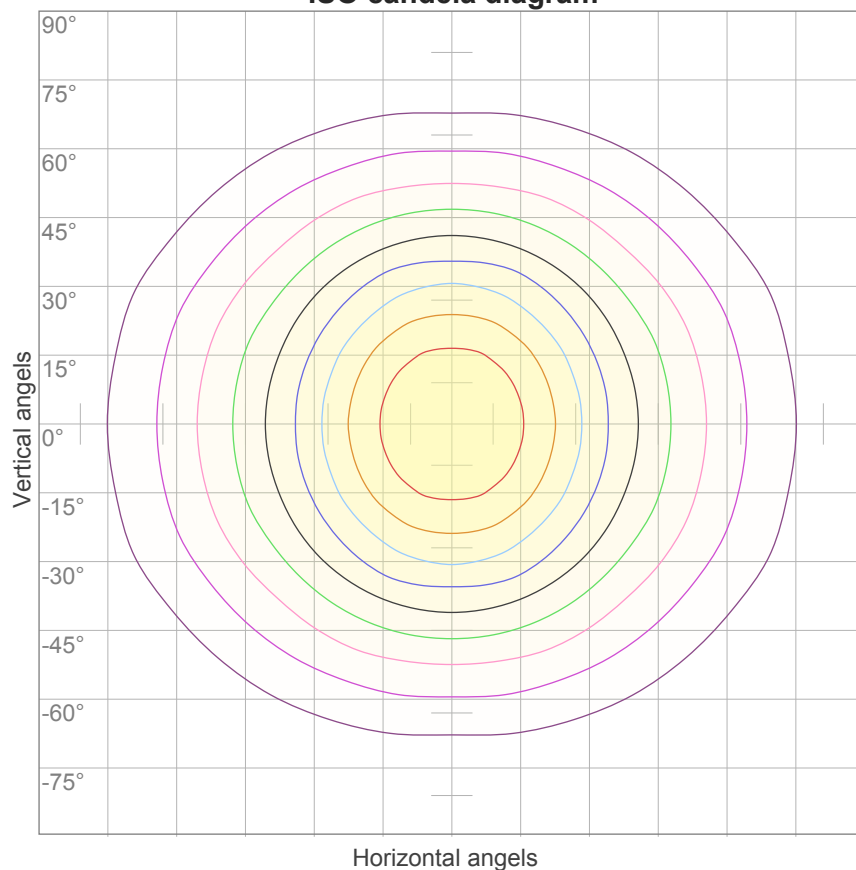
0°	5°	10°	15°	20°	25°	30°	35°	40°	45°	50°	55°	60°	65°	70°	75°	80°	85°	90°	95°
151	150	145	139	131	120	109	97	86	76	66	57	48	40	32	25	19	13	5	0
100%	100%	96%	93%	87%	80%	72%	64%	57%	50%	44%	38%	32%	26%	21%	17%	13%	9%	3%	0%

Intensities in 270° c-plane

0°	5°	10°	15°	20°	25°	30°	35°	40°	45°	50°	55°	60°	65°	70°	75°	80°	85°	90°	95°
151	150	146	141	133	124	113	103	89	77	64	53	42	32	23	16	9	4	1	0
100%	99%	97%	93%	88%	82%	75%	68%	59%	51%	43%	35%	28%	21%	15%	10%	6%	2%	0%	0%

Beam angle 50%	Field angle 10%	Cutoff angle 2,5%	Intensity ratio in 120° cone	Intensity ratio in 90° cone
90,7°	159,9°	201,8°	79,6%	57,5%

ISO candela diagram



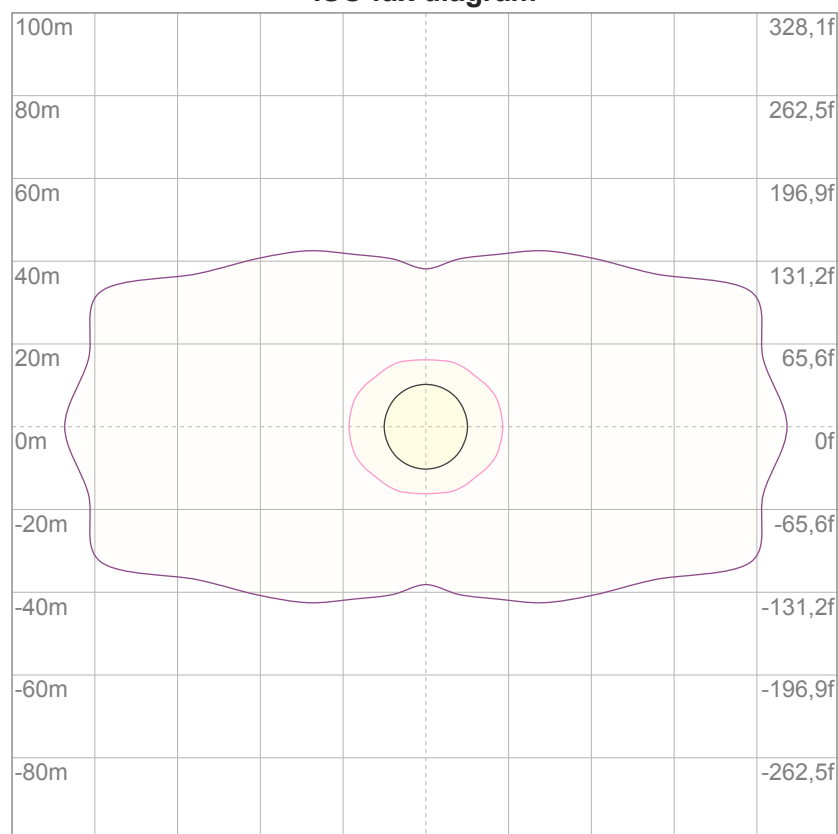
10%	15 cd
20%	30 cd
30%	45 cd
40%	60 cd
50%	75 cd
60%	90 cd
70%	105 cd
80%	121 cd
90%	136 cd

Conditions:

Number of c-planes: 16

Candela at center: 151 cd

ISO lux diagram



3%	45,2m lx
5%	75,3m lx
10%	0,151 lx
30%	0,452 lx
50%	0,753 lx

Conditions:

Number of c-planes: 16

Lux at center: 1,51 lx

*Lux distribution on a surface
when lamp is mounted at 10
meters from the surface.*

Glare Evaluation According to UGR

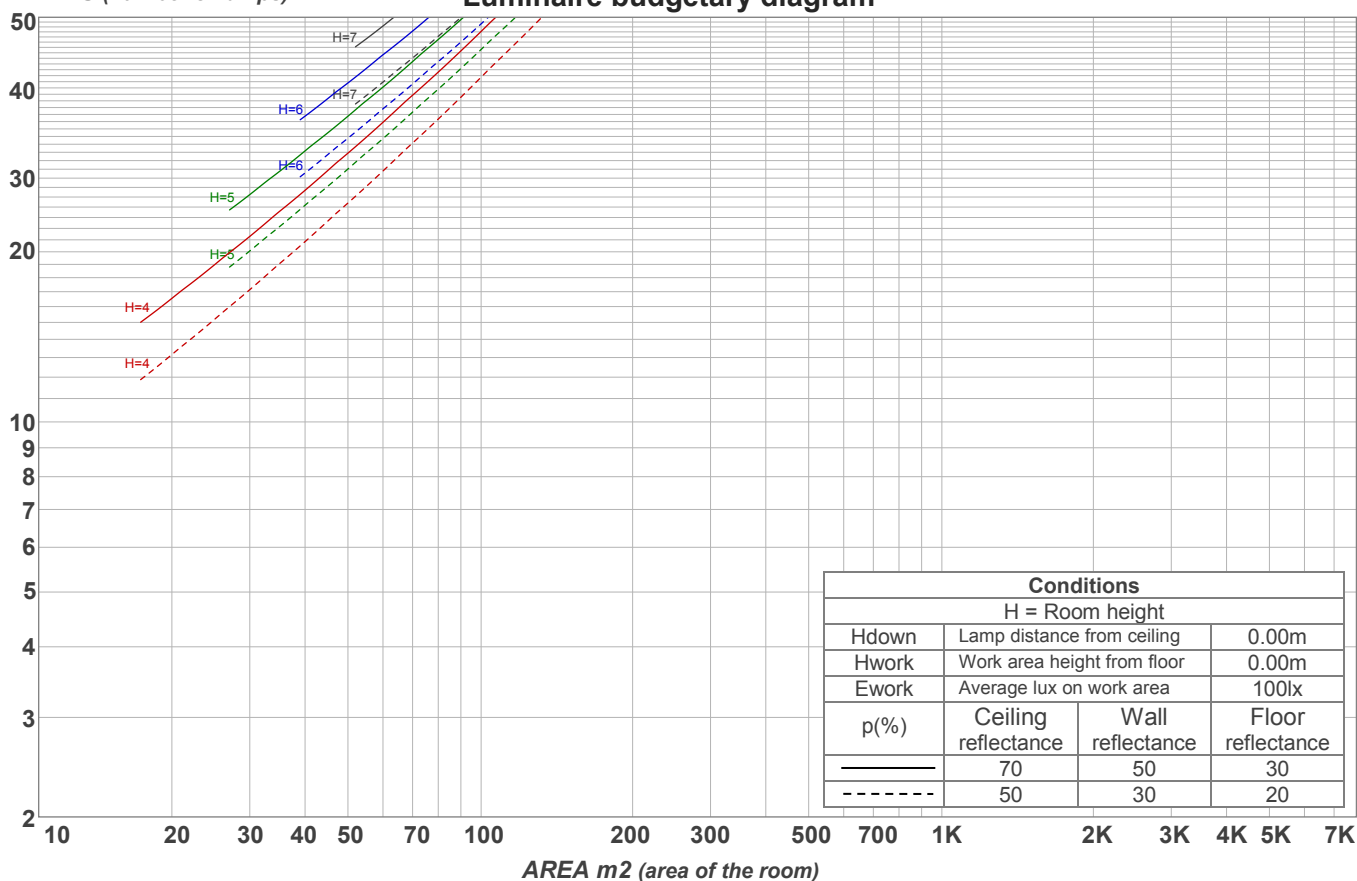
p Ceiling		70	70	50	50	30	70	70	50	50	30
p Walls		50	30	50	30	30	50	30	50	30	30
p Floor		20	20	20	20	20	20	20	20	20	20
Room size X Y		Viewing direction at right angles to lamp axis					Viewing direction parallel to lamp axis				
2H	2H	18,2	19,3	18,4	19,6	19,8	18,8	20,0	19,0	20,3	20,5
	3H	19,4	20,6	19,8	20,9	21,1	19,9	21,1	20,3	21,4	21,6
	4H	19,9	21,1	20,3	21,4	21,6	20,3	21,5	20,7	21,8	22,0
	6H	20,4	21,5	20,7	21,7	22,1	20,7	21,7	21,0	22,0	22,4
	8H	20,6	21,6	20,9	21,9	22,3	20,8	21,8	21,1	22,1	22,5
	12H	20,7	21,7	21,1	22,0	22,5	20,8	21,8	21,2	22,1	22,6
4H	2H	18,6	19,8	19,0	20,1	20,3	19,2	20,3	19,6	20,6	20,8
	3H	20,2	21,1	20,5	21,5	21,9	20,6	21,5	20,9	21,9	22,3
	4H	20,8	21,7	21,2	22,1	22,6	21,0	21,9	21,5	22,4	22,9
	6H	21,4	22,2	21,9	22,6	23,0	21,5	22,3	22,0	22,7	23,0
	8H	21,6	22,4	22,1	22,8	23,2	21,6	22,4	22,1	22,7	23,1
	12H	21,8	22,5	22,3	22,9	23,4	21,7	22,3	22,2	22,7	23,2
8H	4H	21,0	21,8	21,5	22,2	22,6	21,3	22,0	21,8	22,4	22,8
	6H	21,8	22,4	22,3	22,8	23,4	21,8	22,4	22,3	22,9	23,4
	8H	22,2	22,7	22,7	23,2	23,8	22,0	22,6	22,5	23,1	23,7
	12H	22,5	22,9	23,1	23,4	24,0	22,2	22,6	22,8	23,1	23,7
12H	4H	21,0	21,7	21,5	22,1	22,6	21,3	21,9	21,8	22,3	22,8
	6H	21,9	22,4	22,4	22,9	23,5	21,9	22,4	22,4	22,9	23,6
	8H	22,2	22,7	22,8	23,2	23,8	22,1	22,6	22,7	23,1	23,7
Variation of the observer position for the luminaire distance S											
S = 1.0H		0,1 / -0,1					0,1 / -0,1				
S = 1.5H		0,2 / -0,3					0,3 / -0,4				
S = 2.0H		0,4 / -0,6					0,8 / -0,9				
Standard table		n/a					n/a				
Correction summand		n/a					n/a				
Corrected glare indices referring to 352 lm total luminous flux											

Coefficients of Utilization

Ceiling reflectance	80				70				50			30			10			0
Wall reflectance	70	50	30	10	70	50	30	10	50	30	10	50	30	10	50	30	10	0
Floor reflectance	20	20	20	20	20	20	20	20	20	20	20	20	20	20	20	20	20	0
RCR	(RCR: Room Cavity Ratio) Room Values are expressed as percentage of Lumens delivered to the task surface																	
0	119	119	119	119	116	116	116	116	111	111	111	106	106	106	101	101	101	99
1	109	104	100	96	106	101	98	94	97	94	91	93	90	88	89	87	85	83
2	99	91	84	79	96	89	83	78	85	80	76	82	78	74	79	75	72	70
3	91	80	73	66	88	79	71	66	76	69	64	73	68	63	70	66	62	60
4	83	72	63	57	81	70	62	56	68	61	55	65	59	55	63	58	54	52
5	77	65	56	49	75	63	55	49	61	54	48	59	53	48	57	52	47	45
6	71	58	50	43	69	57	49	43	56	48	43	54	47	42	52	46	42	40
7	66	53	45	39	65	52	44	39	51	43	38	49	43	38	48	42	38	36
8	62	49	40	35	60	48	40	35	47	40	34	45	39	34	44	38	34	32
9	58	45	37	32	57	44	37	31	43	36	31	42	36	31	41	35	31	29
10	55	42	34	29	53	41	34	29	40	33	28	39	33	28	38	32	28	26

LAMPS (number of lamps)

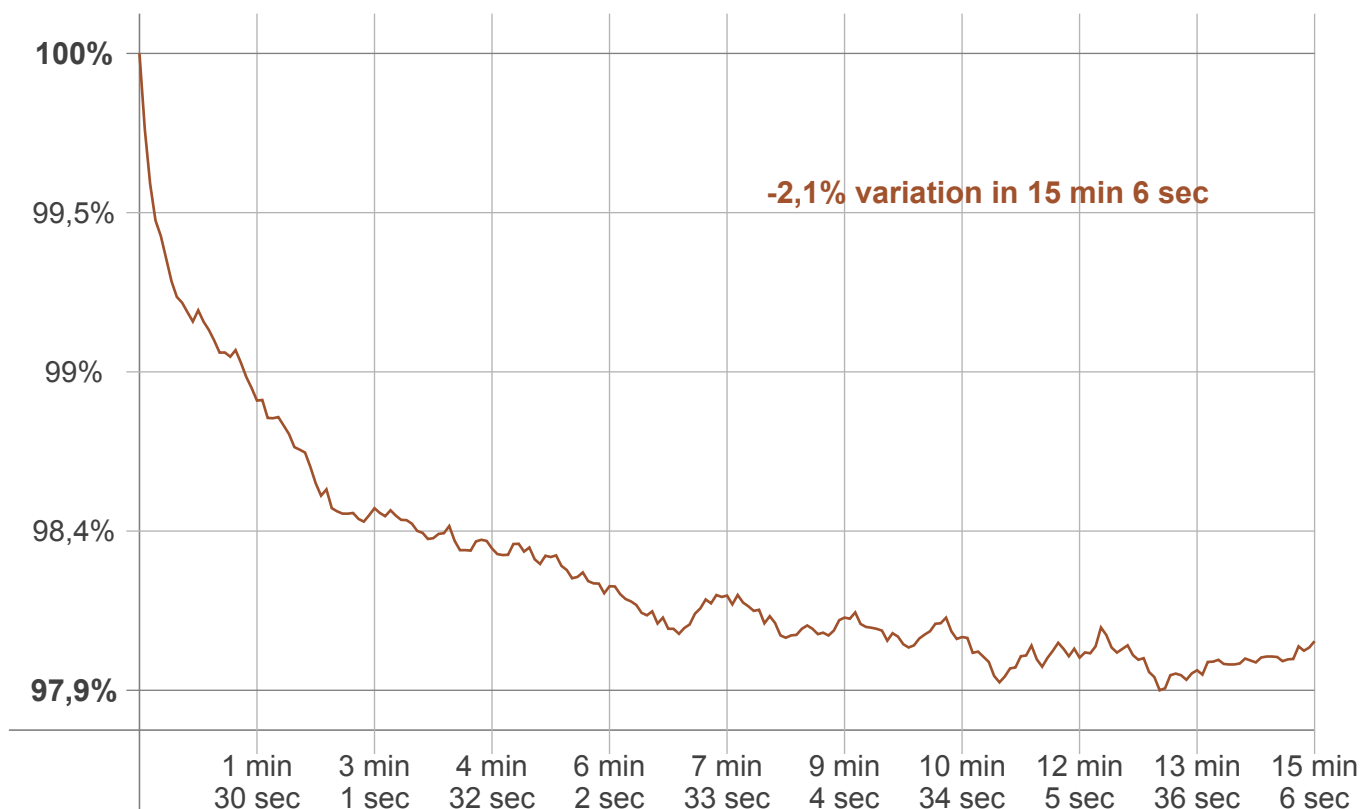
Luminaire budgetary diagram



Zonal Lumen Summary

0°-10°	10°-20°	20°-30°	30°-40°	40°-50°	50°-60°	60°-70°	70°-80°	80°-90°
14,2 lm	39,4 lm	56,2 lm	62,4 lm	58,9 lm	49,3 lm	36,3 lm	22,5 lm	10,1 lm
90°-100°	100°-110°	110°-120°	120°-130°	130°-140°	140°-150°	150°-160°	160°-170°	170°-180°
1,52 lm	1,35 lm	0,217 lm	0,000 lm	0,000 lm	0,000 lm	0,000 lm	0,000 lm	0,000 lm

Warmup curve



Warmup result

Warmup time:	15 min 6 sec
Warmup variation	-2,1%

Warmup conditions

Stable period:	15 min
Stable change max:	2,0%
Minimum time:	15 min

Color temperature change

CCT start	CCT change	CCT end
0 K	0 K	0 K

Output change

Output start	Output change	Output end
357 lm	-5 lm	352 lm