

Light efficiency:

54 Lumen/Watt

Light quality:

CRI: 0,0

Color temperature:

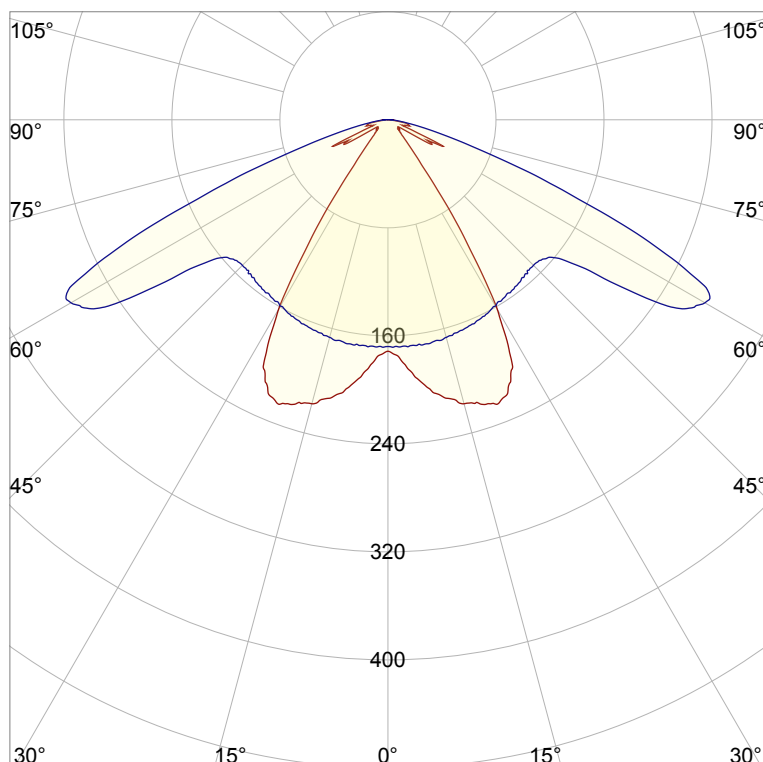
0 K

Output: 415 lm

Peak: 273 cd

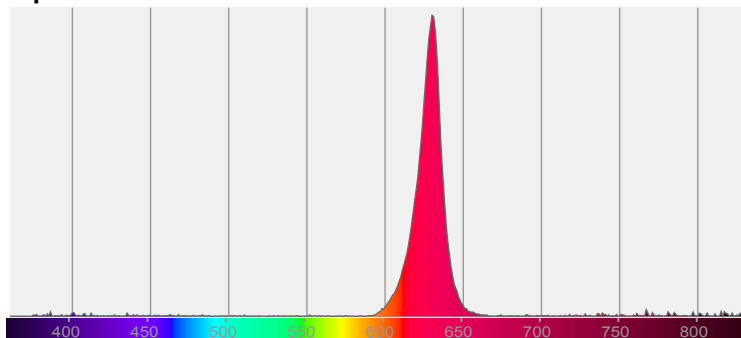
Power: 7,7 W

PF: 1,0




CIE 1931
x: 0,687
y: 0,301

Spectra



Power



Product name:

Defiant-0508-XXR-L6T

Item number:

FLNP/L22A0508/XXR/L6T

Date and time:

07.07.2020 13:13:12

Description:

Rank: R2G2B4/RC2GA2BA5/A

Toleranzen:

Lumen +/-4%

Candela +/-2,5%

Colour Temp +/-35 K

CRI +/-0,7

Angular Resolution 1 Grad Step

Last Calibration 20.05.2020

Pruefer:

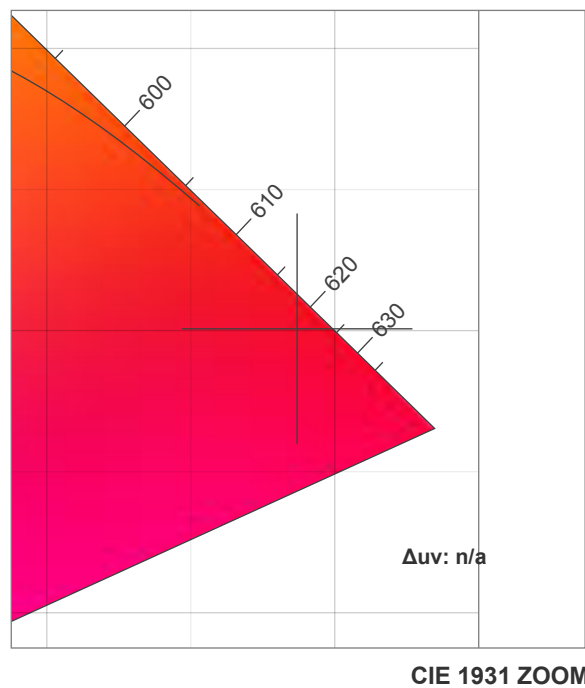
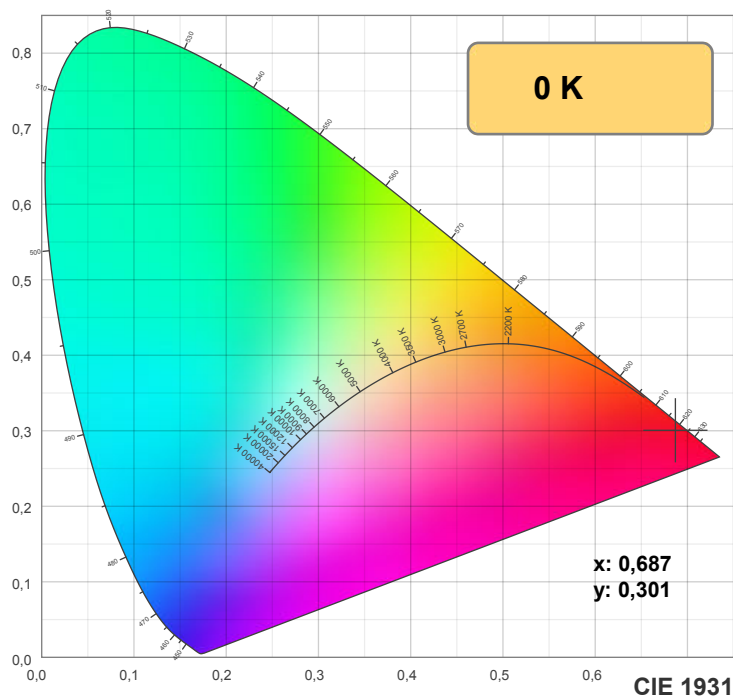
Peter Ulrich

Pruefort:

Lichtlabor

Gaustrasse 13

55411 Bingen am Rhein



TM30: 0,0

CRI: 0,0 (R1-R8)

0	0	0	0	0	0	0	0	0	0	0	0	0	0	0	0	0
C1	C2	C3	C4	C5	C6	C7	C8	C9	C10	C11	C12	C13	C14	C15	C16	

0	0	0	0	0	0	0	0	0	0	0	0	0	0	0	0	0
R1	R2	R3	R4	R5	R6	R7	R8	R9	R10	R11	R12	R13	R14	R15		

CRI R values, only R1-R8 are used to calculate final CRI value

R1	R2	R3	R4	R5	R6	R7	R8	R9	R10	R11	R12	R13	R14	R15
0,0	0,0	0,0	0,0	0,0	0,0	0,0	0,0	0,0	0,0	0,0	0,0	0,0	0,0	0,0

TM30 C values, 16 binned values out of total of 99 C values

C1	C2	C3	C4	C5	C6	C7	C8	C9	C10	C11	C12	C13	C14	C15	C16
0,0	0,0	0,0	0,0	0,0	0,0	0,0	0,0	0,0	0,0	0,0	0,0	0,0	0,0	0,0	0,0

CQS Q values

Q1	Q2	Q3	Q4	Q5	Q6	Q7	Q8	Q9	Q10	Q11	Q12	Q13	Q14	Q15
0,0	0,0	0,0	0,0	0,0	0,0	0,0	0,0	0,0	0,0	0,0	0,0	0,0	0,0	0,0

CQS: 0,0

0	0	0	0	0	0	0	0	0	0	0	0	0	0	0	0	0
Q1	Q2	Q3	Q4	Q5	Q6	Q7	Q8	Q9	Q10	Q11	Q12	Q13	Q14	Q15		

Color parameters

Color temperature	Color rendering index	Red component	Color fidelity	Color gamut	Color quality scale	Color coordinate cie 1931	Color coordinate cie 1931	Color coordinate	Color coordinate	Color deviation from black body
CCT	CRI	CRI R9	TM30 Rf	TM30 Rg	CQS	x	y	u	v	Δuv
0 K	0,0	0,0	0,0	0,0	0,0	0,687	0,301	0,525	0,345	n/a

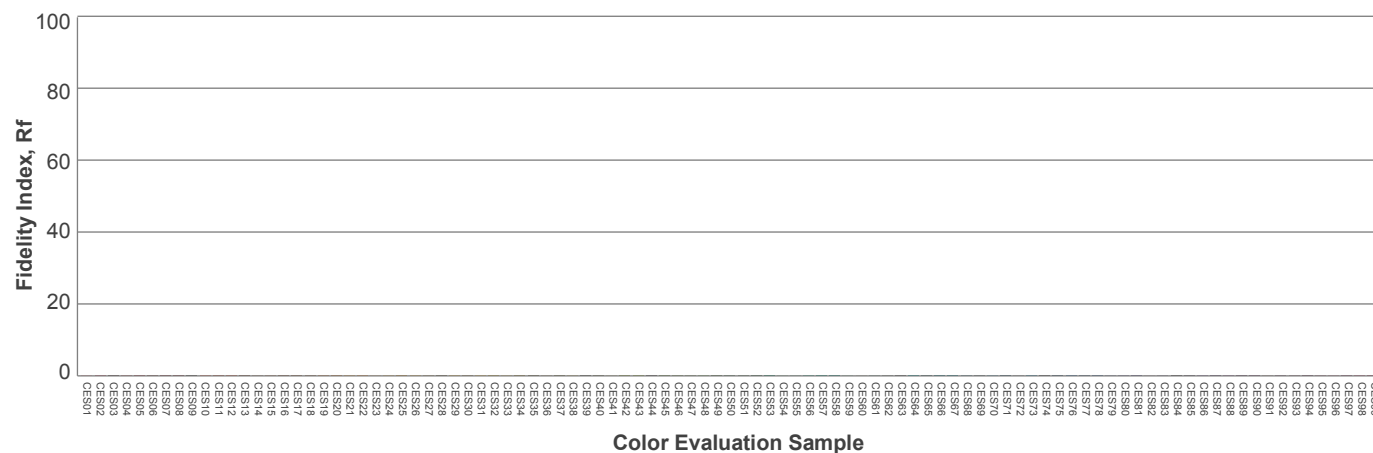


Rf 0,0

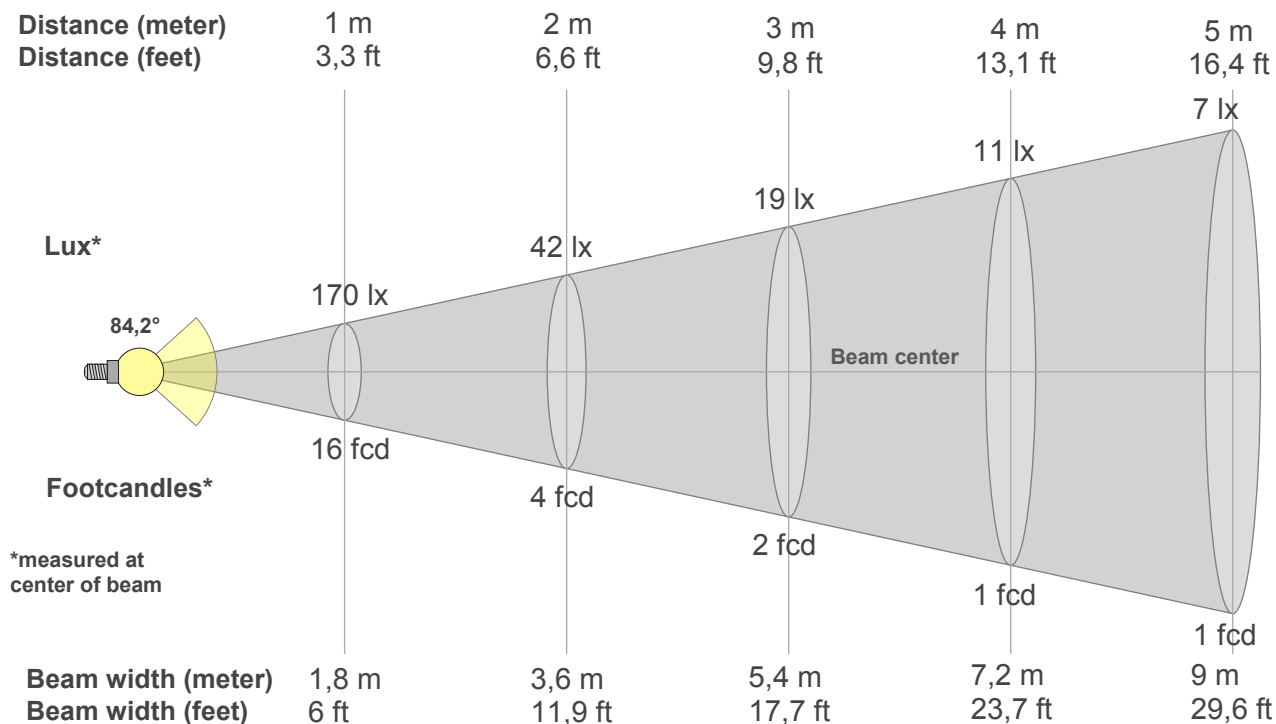
Fidelity index Rf

Rg 0,0

Gammut index Rg

		Graphic shifts (%)	
Hue Bin	R _f	Chroma	Hue
1	0	0%	0%
2	0	0%	0%
3	0	0%	0%
4	0	0%	0%
5	0	0%	0%
6	0	0%	0%
7	0	0%	0%
8	0	0%	0%
9	0	0%	0%
10	0	0%	0%
11	0	0%	0%
12	0	0%	0%
13	0	0%	0%
14	0	0%	0%
15	0	0%	0%
16	0	0%	0%





Beam intensities from 1-20m

1m	2m	3m	4m	5m	6m	7m	8m	9m	10m	11m	12m	13m	14m	15m	16m	17m	18m	19m	20m
3,3ft	6,6ft	9,8ft	13,1ft	16,4ft	19,7ft	23ft	26,2ft	29,5ft	32,8ft	36,1ft	39,4ft	42,7ft	45,9ft	49,2ft	52,5ft	55,8ft	59,1ft	62,3ft	65,6ft
170lx	42lx	19lx	11lx	7lx	5lx	3lx	3lx	2lx	2lx	1lx	1lx	1lx	1lx	1lx	1lx	1lx	1lx	0lx	0lx
15,8fcd	3,9fcd	1,8fcd	1fcd	0,6fcd	0,4fcd	0,3fcd	0,2fcd	0,2fcd	0,2fcd	0,1fcd	0,1fcd	0,1fcd	0,1fcd	0,1fcd	0,1fcd	0,1fcd	0fcd	0fcd	0fcd

Intensities in 0° c-plane

0°	5°	10°	15°	20°	25°	30°	35°	40°	45°	50°	55°	60°	65°	70°	75°	80°	85°	90°	95°
170	186	206	218	224	214	161	68	23	12	10	9	34	39	12	16	11	4	2	0
100%	110%	121%	128%	132%	126%	95%	40%	13%	7%	6%	6%	20%	23%	7%	9%	7%	2%	1%	0%

Intensities in 90° c-plane

0°	5°	10°	15°	20°	25°	30°	35°	40°	45°	50°	55°	60°	65°	70°	75°	80°	85°	90°	95°
170	169	168	167	165	162	159	156	154	152	159	224	271	212	103	41	16	6	1	0
100%	99%	99%	98%	97%	96%	94%	92%	91%	90%	93%	132%	159%	125%	60%	24%	9%	3%	1%	0%

Intensities in 180° c-plane

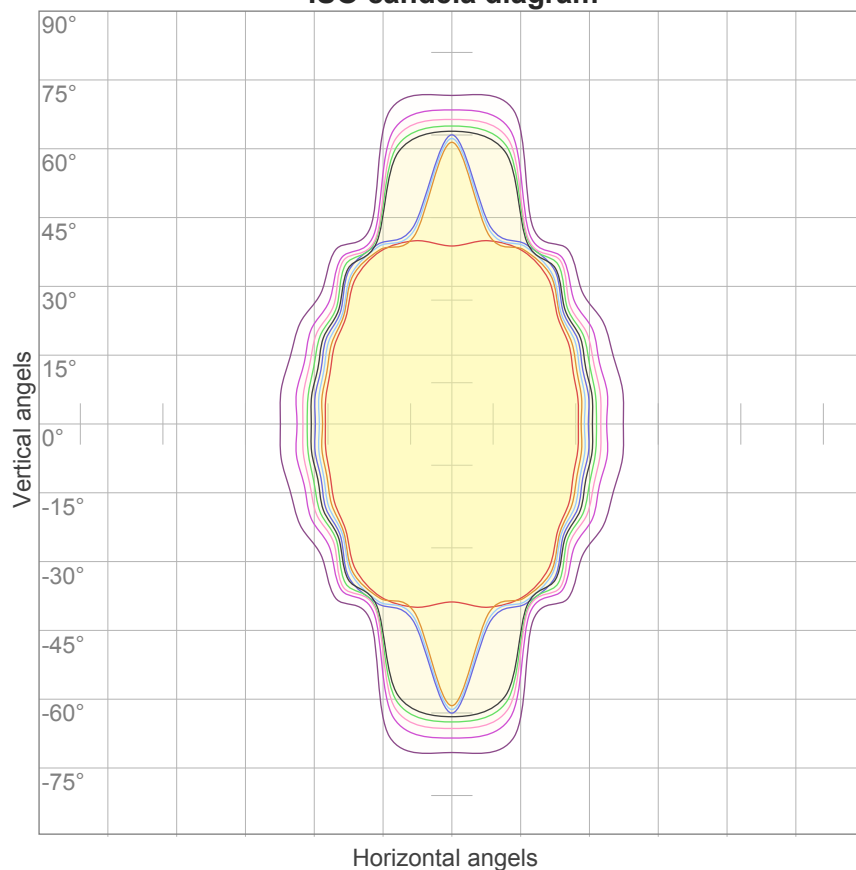
0°	5°	10°	15°	20°	25°	30°	35°	40°	45°	50°	55°	60°	65°	70°	75°	80°	85°	90°	95°
170	186	206	218	224	214	161	68	23	12	10	9	34	39	12	16	11	4	2	0
100%	110%	121%	128%	132%	126%	95%	40%	13%	7%	6%	6%	20%	23%	7%	9%	7%	2%	1%	0%

Intensities in 270° c-plane

0°	5°	10°	15°	20°	25°	30°	35°	40°	45°	50°	55°	60°	65°	70°	75°	80°	85°	90°	95°
170	169	168	167	165	162	159	156	154	152	159	224	271	212	103	41	16	6	1	0
100%	99%	99%	98%	97%	96%	94%	92%	91%	90%	93%	132%	159%	125%	60%	24%	9%	3%	1%	0%

Beam angle 50%	Field angle 10%	Cutoff angle 2,5%	Intensity ratio in 120° cone	Intensity ratio in 90° cone
84,2°	139,5°	166,5°	85,1%	72,4%

ISO candela diagram



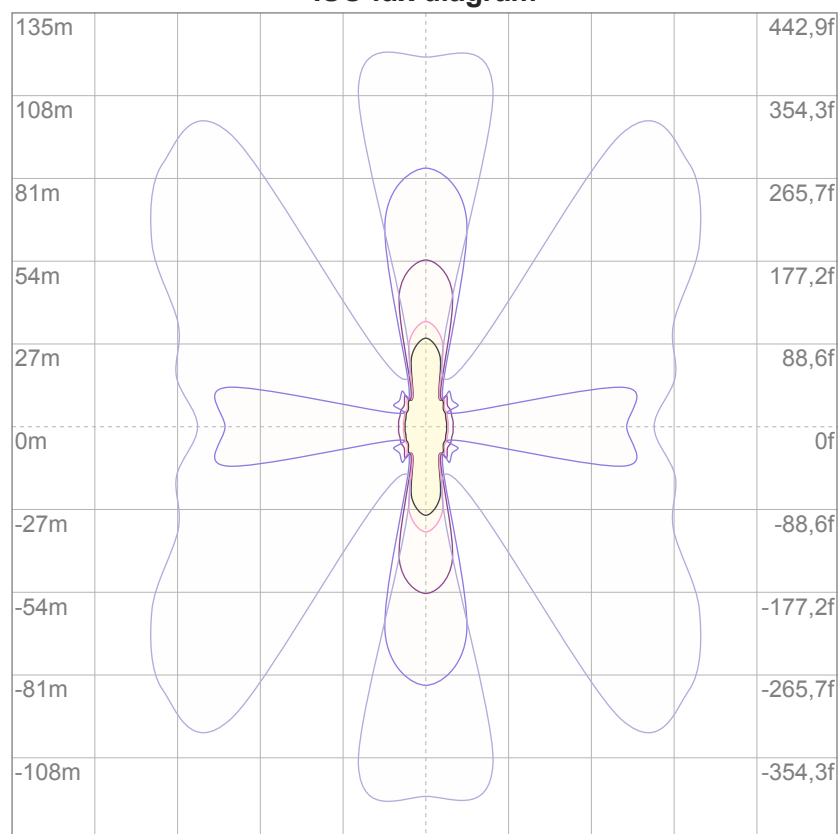
10%	17 cd
20%	34 cd
30%	51 cd
40%	68 cd
50%	85 cd
60%	102 cd
70%	119 cd
80%	136 cd
90%	153 cd

Conditions:

Number of c-planes: 16

Candela at center: 170 cd

ISO lux diagram



3%	51,0m lx
5%	84,9m lx
10%	0,170 lx
30%	0,510 lx
50%	0,849 lx

Conditions:

Number of c-planes: 16

Lux at center: 1,70 lx

*Lux distribution on a surface
when lamp is mounted at 10
meters from the surface.*

Glare Evaluation According to UGR

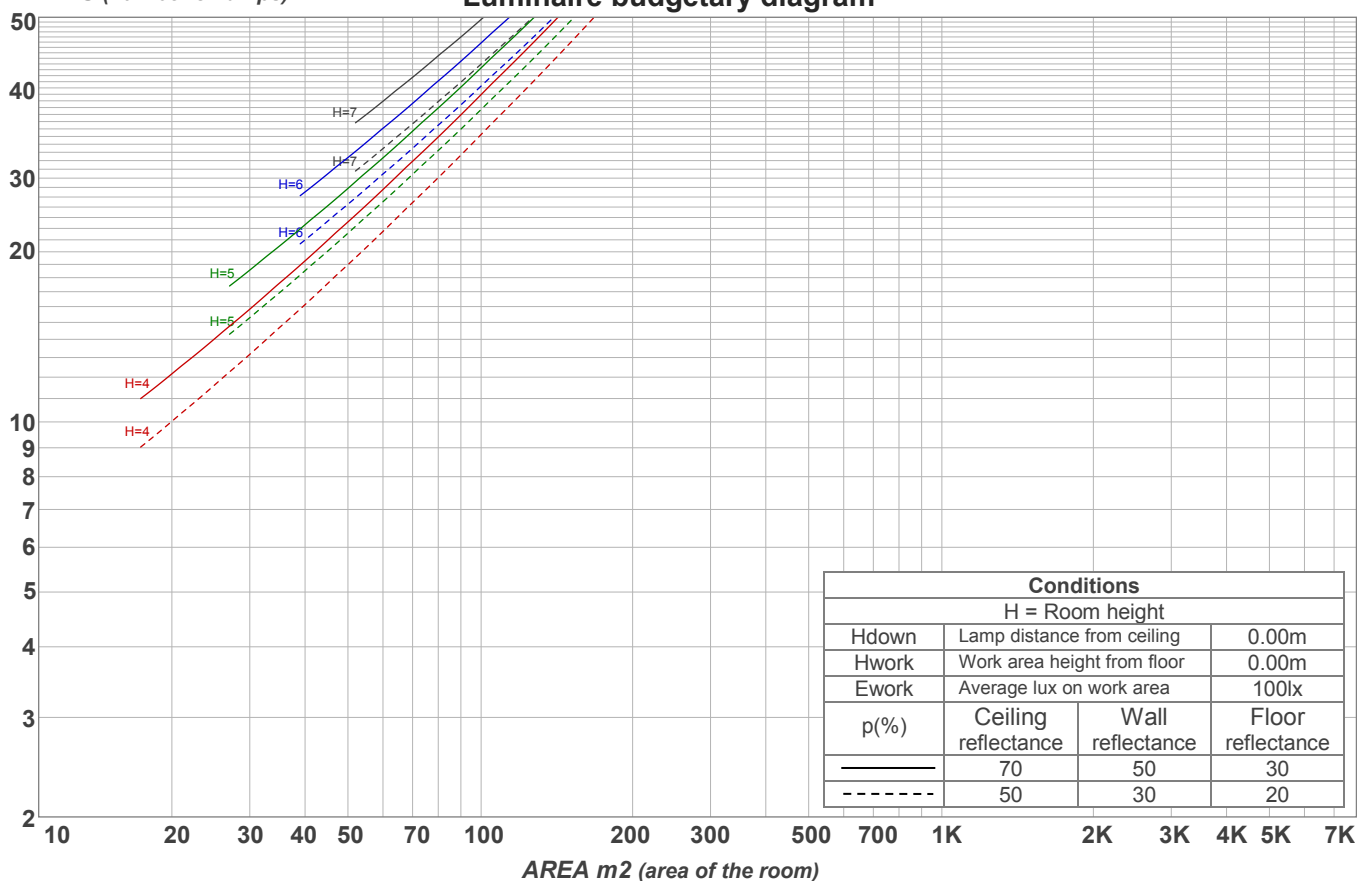
p Ceiling		70	70	50	50	30	70	70	50	50	30
p Walls		50	30	50	30	30	50	30	50	30	30
p Floor		20	20	20	20	20	20	20	20	20	20
Room size X Y		Viewing direction at right angles to lamp axis					Viewing direction parallel to lamp axis				
2H	2H	12,6	13,6	12,8	13,9	14,1	24,5	25,5	24,7	25,8	26,0
	3H	14,5	15,6	14,9	15,8	16,0	26,3	27,4	26,7	27,6	27,8
	4H	15,1	16,1	15,5	16,4	16,6	26,5	27,5	26,9	27,8	28,0
	6H	15,9	16,8	16,2	17,1	17,4	26,6	27,5	26,9	27,8	28,2
	8H	16,0	16,8	16,3	17,1	17,5	26,6	27,5	27,0	27,8	28,2
	12H	15,9	16,8	16,3	17,1	17,6	26,6	27,4	27,0	27,8	28,2
4H	2H	12,9	14,0	13,3	14,2	14,5	24,1	25,2	24,5	25,4	25,7
	3H	15,2	16,0	15,5	16,4	16,8	26,1	26,9	26,4	27,3	27,7
	4H	15,8	16,6	16,3	17,0	17,6	26,3	27,0	26,7	27,5	28,0
	6H	16,8	17,6	17,3	17,9	18,3	26,4	27,1	26,9	27,5	27,8
	8H	16,9	17,6	17,4	18,0	18,4	26,4	27,1	26,9	27,4	27,8
	12H	16,9	17,5	17,4	17,9	18,4	26,4	26,9	26,9	27,4	27,8
8H	4H	16,0	16,7	16,5	17,1	17,5	26,2	26,9	26,7	27,2	27,6
	6H	17,2	17,7	17,7	18,2	18,7	26,3	26,8	26,8	27,3	27,8
	8H	17,5	17,9	18,0	18,4	19,1	26,3	26,8	26,9	27,3	27,9
	12H	17,5	17,9	18,1	18,4	19,0	26,3	26,7	26,9	27,2	27,8
12H	4H	16,0	16,6	16,5	17,0	17,5	26,1	26,7	26,6	27,1	27,6
	6H	17,3	17,8	17,8	18,3	18,9	26,3	26,7	26,8	27,3	27,9
	8H	17,6	18,0	18,2	18,5	19,1	26,3	26,7	26,9	27,2	27,8
Variation of the observer position for the luminaire distance S											
S = 1.0H		0,4 / -0,8					1,7 / -2,4				
S = 1.5H		2,7 / -1,4					3,4 / -5,8				
S = 2.0H		2,1 / -1,5					5,2 / -7,8				
Standard table		n/a					n/a				
Correction summand		n/a					n/a				
Corrected glare indices referring to 415 lm total luminous flux											

Coefficients of Utilization

Ceiling reflectance	80				70				50			30			10			0
Wall reflectance	70	50	30	10	70	50	30	10	50	30	10	50	30	10	50	30	10	0
Floor reflectance	20	20	20	20	20	20	20	20	20	20	20	20	20	20	20	20	20	0
RCR	(RCR: Room Cavity Ratio) Room Values are expressed as percentage of Lumens delivered to the task surface																	
0	119	119	119	119	116	116	116	116	111	111	111	106	106	106	102	102	102	100
1	110	106	102	99	108	104	101	98	100	97	94	96	94	92	92	91	89	87
2	102	95	89	84	99	93	87	83	89	85	81	86	82	79	83	80	77	75
3	94	85	78	72	92	83	77	72	81	75	70	78	73	69	75	71	68	66
4	87	77	69	63	85	75	68	63	73	67	62	71	65	61	69	64	60	58
5	81	70	62	56	79	69	61	56	67	60	55	65	59	54	63	58	54	52
6	76	64	56	50	74	63	55	50	61	54	49	59	54	49	58	53	49	47
7	71	58	51	45	69	58	50	45	56	49	45	55	49	44	54	48	44	42
8	66	54	46	41	65	53	46	41	52	45	41	51	45	40	50	44	40	38
9	62	50	42	37	61	49	42	37	48	42	37	47	41	37	46	41	37	35
10	59	46	39	34	57	46	39	34	45	38	34	44	38	34	43	38	34	32

LAMPS (number of lamps)

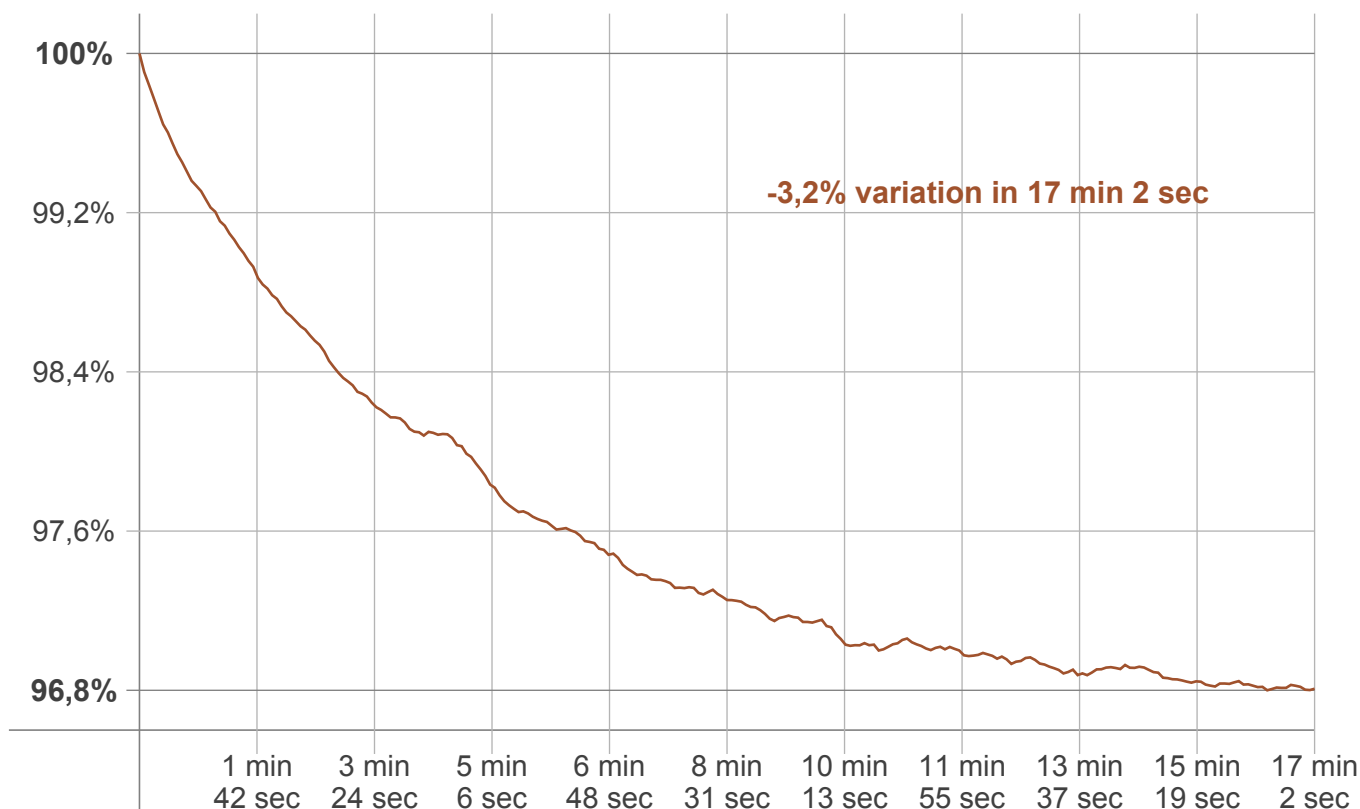
Luminaire budgetary diagram



Zonal Lumen Summary

0°-10°	10°-20°	20°-30°	30°-40°	40°-50°	50°-60°	60°-70°	70°-80°	80°-90°
16,9 lm	56,3 lm	95,0 lm	96,6 lm	55,2 lm	32,6 lm	39,5 lm	16,1 lm	6,27 lm
90°-100°	100°-110°	110°-120°	120°-130°	130°-140°	140°-150°	150°-160°	160°-170°	170°-180°
0,026 lm	0,000 lm	0,000 lm	0,000 lm	0,000 lm	0,000 lm	0,000 lm	0,000 lm	0,000 lm

Warmup curve



Warmup result

Warmup time:	17 min 2 sec
Warmup variation	-3,2%

Warmup conditions

Stable period:	15 min
Stable change max:	2,0%
Minimum time:	15 min

Color temperature change

CCT start	CCT change	CCT end
0 K	0 K	0 K

Output change

Output start	Output change	Output end
427 lm	-12 lm	415 lm