TOP 100 Top-Innovator 2021

FLASHAAR

NP Sta. Maria-5

Datenblatt
Datasheet

LICHT auf ganzer Linie

LIGHTING all along the line

NP Sta. Maria-5

Hohe Lichtqualität zum günstigen Preis
High Light Quality at an Affordable Price



© Stadthalle Cham / Brigida González

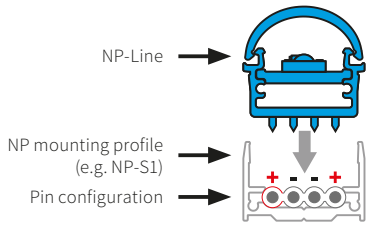

107 m per feed-in | 621 lm/m | CRI > 80 | 2700 K – 6500 K**

Die NauticProfil® Sta. Maria-5 eignet sich optimal für Akzent- und Konturbeleuchtungen mit hoher Lichtqualität. Mit der LED-Serie realisieren Sie Lichtlinien bis zu 107 m Gesamtlänge pro Einspeisung – und das mit erstklassigem Preis-Leistungs-Verhältnis. Sie sind prädestiniert für Fassaden und Handläufe. Mehrere Farbtemperaturen stehen zur Auswahl.

The NauticProfil® Sta. Maria-5 series is perfect for very high-quality contour and accent lighting. This series of LEDs makes it possible to realise lines of light in total lengths of up to 107 m from a single electrical feed – and to do so at a first-class price-performance ratio. They are predestined for facades and handrails. Several colour temperatures are available.

IP40 | 48 V DC | g/m 300g | -20 +45 | SMD

Eigenschaften Characteristics

PWM dimmable

Dimmbar Dimming

IP65 | IK10 | RAL Optional

Optional Optional

Montage Mounting

** Alle Angaben zum Lumenstrom beziehen sich auf das Leuchtmittel. In Kombination mit Cover/Linsen kommt es zu materialbedingtem Lichtverlust.
All information about the luminous flux refers to the light source. In combination with covers/lenses it comes to material-related light loss.

Bestellnummer item number

FLNP/L/ 01D 0508 / 827 / CR W

Technische Daten technical dData

N ominal voltage: 48 V DC (Range: 46 V to 50 V DC)
Nominal wattage: 4,8 W/m
Photometric code: 8XX/339; CRI typ. 85
Luminous efficiency [typ]: 130 lm/W
LED service life: L80/B10 > 100 000 h | L90/B10 > 73 000 h
Dimmable: Pulse width modulation (PWM)
Length dividing matrix: 100 mm
LED pitch: 14,22 mm, 70 LEDs/m

Max. length per feed-in:
L(max) DIMMED = 107,3 m (559,80 W)
1 x 16 A PWM Dimmer, cabling scheme D/PWM/1 or
2 x 16 A PWM Dimmer, cabling scheme D/PWM/2bb
L(max) NOT DIMMED = 107,3 m (559,80 W),
according to cabling scheme S/1

Maße ohne Montageprofil, Cover rechteckig dimensions without mounting profile, cover square

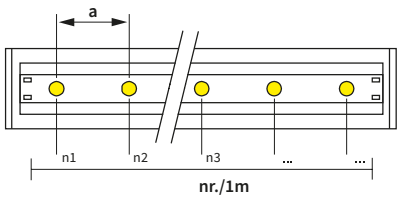

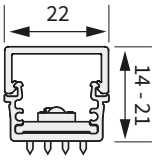

Übersicht Längen & Wattagen overview lengths & wattages

Product-Nr.	L (mm)*	Watt
FLNP/L/01D0108/###/###	0108	0,48
FLNP/L/01D0208/###/###	0208	0,96
FLNP/L/01D0308/###/###	0308	1,44
FLNP/L/01D0408/###/###	0408	1,92
FLNP/L/01D0508/###/###	0508	2,40
FLNP/L/01D0608/###/###	0608	2,88
FLNP/L/01D0708/###/###	0708	3,36
FLNP/L/01D0808/###/###	0808	3,84
FLNP/L/01D0908/###/###	0908	4,32
FLNP/L/01D1008/###/###	1008	4,80

Product-Nr.	L (mm)*	Watt
FLNP/L/01D1108/###/###	1108	5,28
FLNP/L/01D1208/###/###	1208	5,76
FLNP/L/01D1308/###/###	1308	6,24
FLNP/L/01D1408/###/###	1408	6,72
FLNP/L/01D1508/###/###	1508	7,20
FLNP/L/01D1608/###/###	1608	7,68
FLNP/L/01D1708/###/###	1708	8,16
FLNP/L/01D1808/###/###	1808	8, 64
FLNP/L/01D1908/###/###	1908	9,12
FLNP/L/01D2008/###/###	2008	9,60

Farbtemperatur und Lumenstrom colour temperature and luminous flux

CRI	Farbtemperatur Cclour temperature	Lumenstrom luminous flux**	
CRI typ. 85	WW 2700 K	typ. 621 lm/m	827
CRI typ. 85	WW 3000 K	typ. 683 lm/m	830
CRI typ. 85	NW 4000 K	typ. 656 lm/m	840
CRI typ. 85	DL 6500 K	typ. 655 lm/m	865

* Länge der Leuchteneinsätze im Innenbereich von 108 mm (0,48 W) bis max. 2008 mm (9,6 W). Im Außenbereich (IP65) Länge von 108 mm (0,48 W) bis max. 1008 mm (4,8 W). LED-Teilungsraster ist 100 mm.
Light inserts for indoor use from 108 mm long (0,48 W) up to a maximum length of 2008 mm (9,6 W). Outdoor (IP65) length from 108 mm (0,48 W) to max. 1008 mm (4,8 W). The grid uses 100 mm increments.

Lichtfarbe/-strom, Cover & Linsen und Lichtverteilungskurven (IP40)

luminous colour/flux, covers & lenses and light distribution curves (IP40)

Cover & Linsen covers & lenses	TRANSPARENT T	FROSTED F	WHITE W	GREY G
cover round 120° CR	740 lm/m	704 lm/m	326 lm/m	
cover square 120° CS	710 lm/m	654 lm/m	372 lm/m	252 lm/m
cover flat 120° CF	682 lm/m	622 lm/m	348 lm/m	
lens 90° L9	724 lm/m	690 lm/m		
lens 60° L6	704 lm/m	688 lm/m		
lens 30° L3	692 lm/m	658 lm/m		
lens 15° L1		658 lm/m		
lens LAF-2 asymmetric LA		630 lm/m		

Alle Werte in der Tabelle gemessen bei 2700 K. Messwerte unterliegen den typischen Toleranzen. Andere Konfigurationen erhalten Sie auf Anfrage.
All values in the table measured at 2700 K. Measured values are subject to the typical tolerances. Other configurations are available on request.

Alle lichttechnischen Daten – vermessen im FLASHAAR® Lichtlabor – finden Sie unter flashaar.de im Download-Bereich.
Alle Messwerte unterliegen den typischen Toleranzen.
All photometric data – measured in FLASHAAR's light laboratory – available at flashaar.de/en in the download area. All measured values are subject to the typical tolerances.

EPREL-Daten:

3000 K

Verdrahtungsschema
wiring diagrams

D/PWM/1a
(1 x 1CH)

Dimmbar mittels PWM, System mit 1 Kanal, 48 V DC /
1CH Leuchteneinsätze mit redundanter PIN-Belegung / Dimmart: PWM
Dimmable by PWM, System with 1-channel, 48 V DC /
1CH light insert with double PIN connection / Dimming: PWM

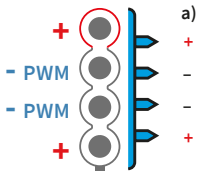

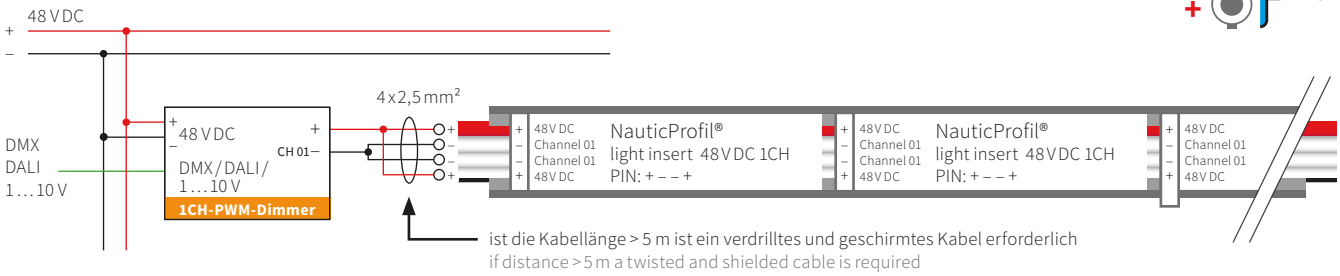

D/PWM/2bb
(2x1CH)

Dimmbar mittels PWM, System mit 2 Dimmern 1CH, 48 V DC /
1CH Leuchteneinsätze / Dimmart: PWM
Dimmable by PWM, System with 2 dimmer 1CH, 48 V DC /
1CH light insert / Dimming: PWM

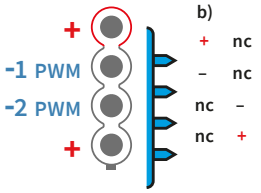

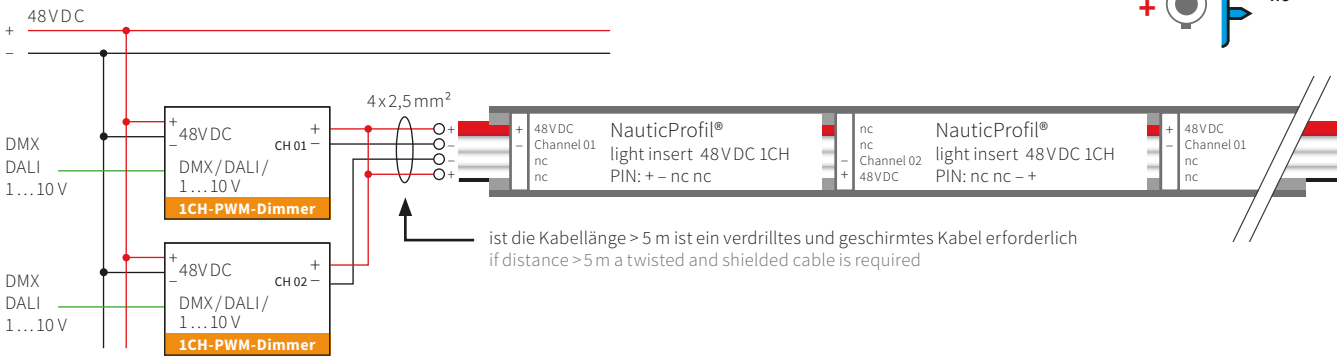

S / 1a
(1 x 1CH)

Schaltbar, System mit 1 Kanal /
1CH Leuchteneinsätze mit redundanter PIN-Belegung
To switch ON/OFF, System with 1-channel /
1CH light insert with double PIN connection

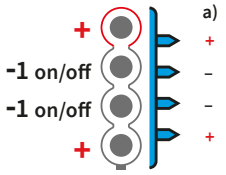

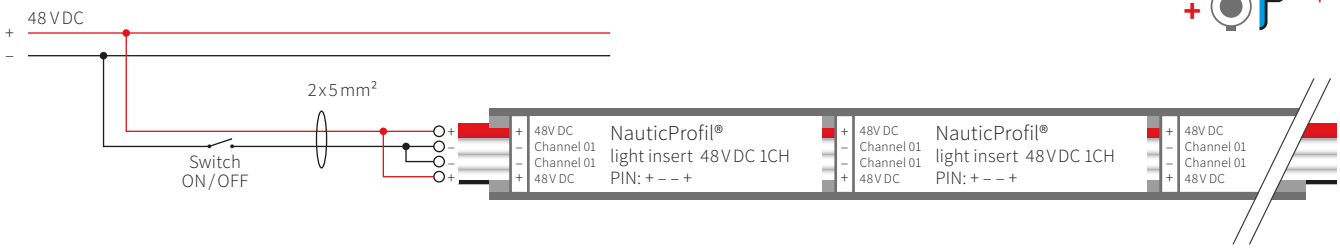

Weitere Verdrahtungsschemata in unserem aktuellen Katalog.
Further Cabling Scheme in our current catalogue.

Übersicht Abmessungen und Einbaumaße

Overview dimensions and installation dimensions

covers and lenses ▶

NP mounting profiles ▼

cover CS

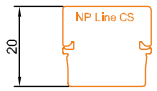

cover CR

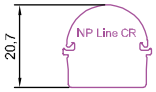

cover CF

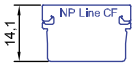

lens L9

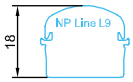

lens L6

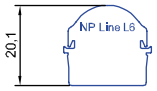

lens L3

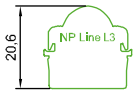

lens L1

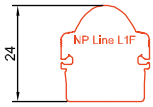

lens LAF-2

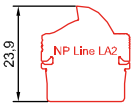

NP-S1

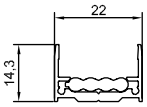

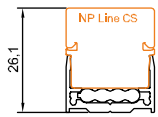

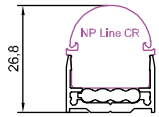

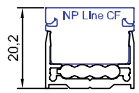

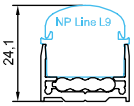

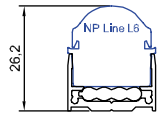

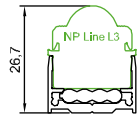

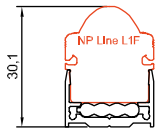

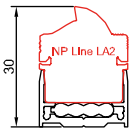

NP-S2

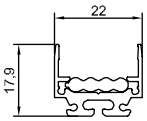

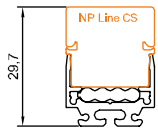

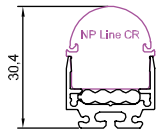

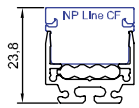

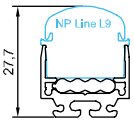

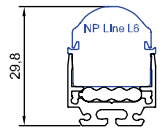

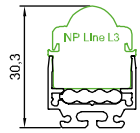

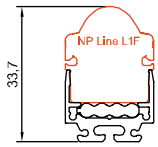

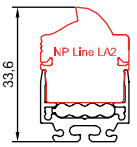

NP-S3

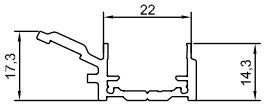

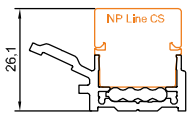

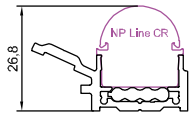

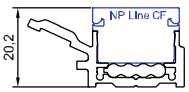

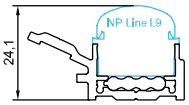

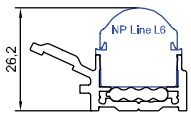

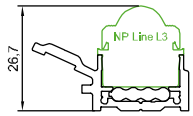

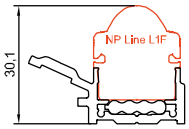

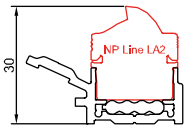

Übersicht Abmessungen und Einbaumaße

Overview dimensions and installation dimensions

covers and lenses ▶

NP mounting profiles ▼

cover CS

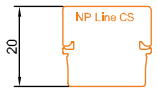

cover CR

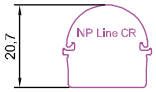

cover CF

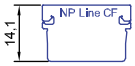

lens L9

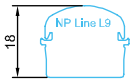

lens L6

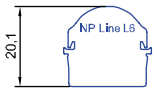

lens L3

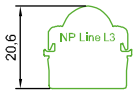

lens L1

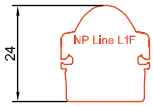

lens LAF-2

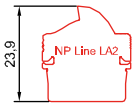

NP-H1 / H2 / H3

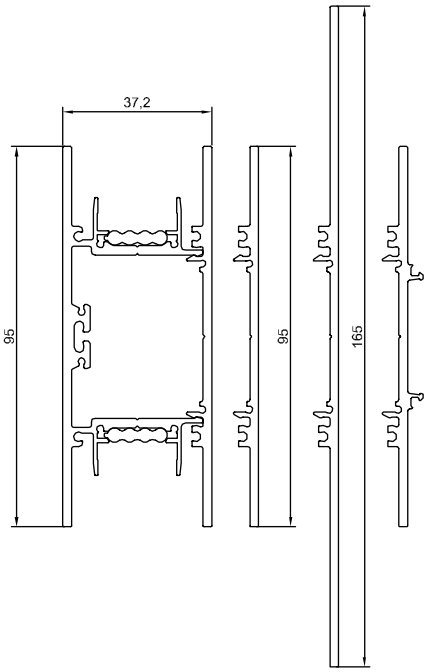

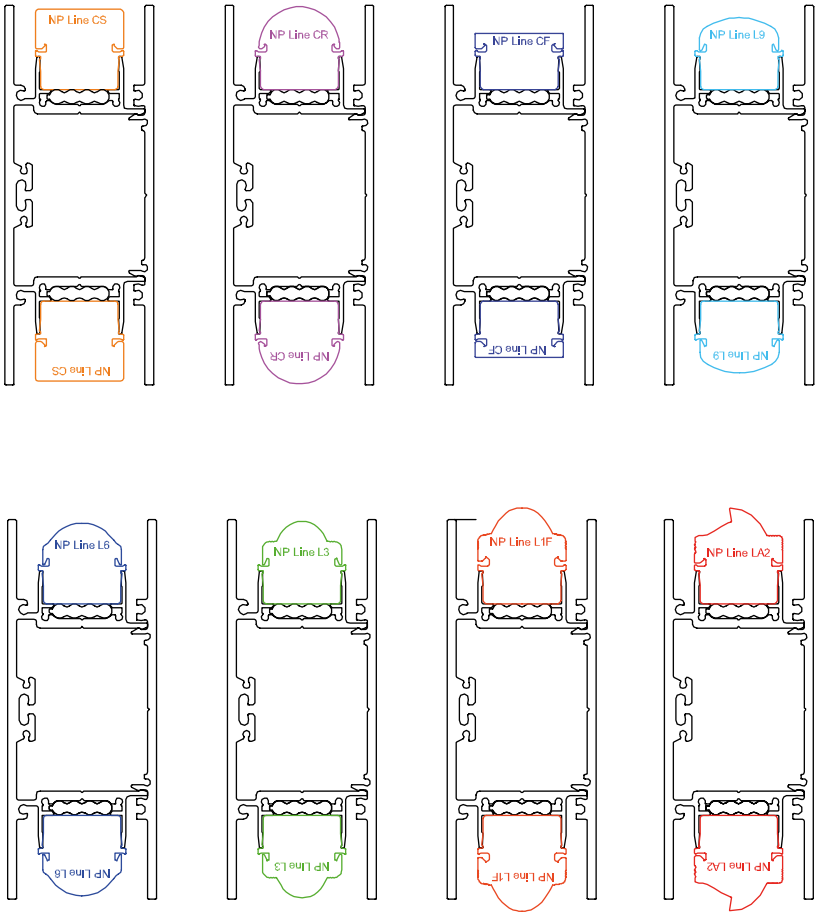

Übersicht Abmessungen und Einbaumaße
Overview dimensions and installation dimensions

covers and lenses ▶

NP mounting profiles ▼

cover CS

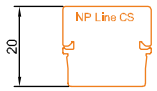

cover CR

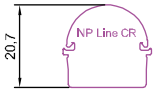

cover CF

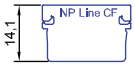

lens L9

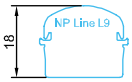

lens L6

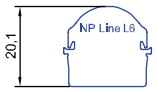

lens L3

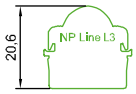

lens L1

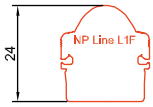

lens LAF-2

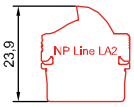

NP-R1

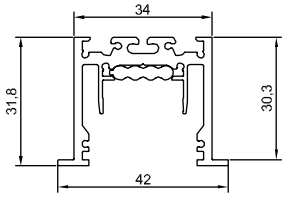

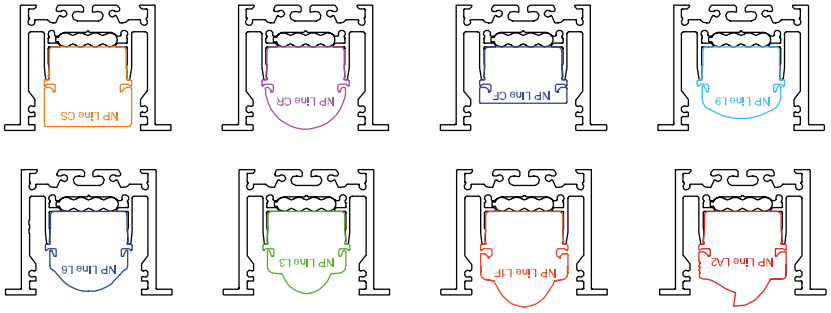

NP-R2

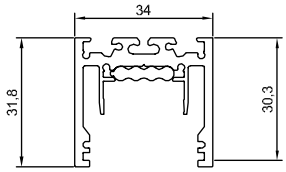

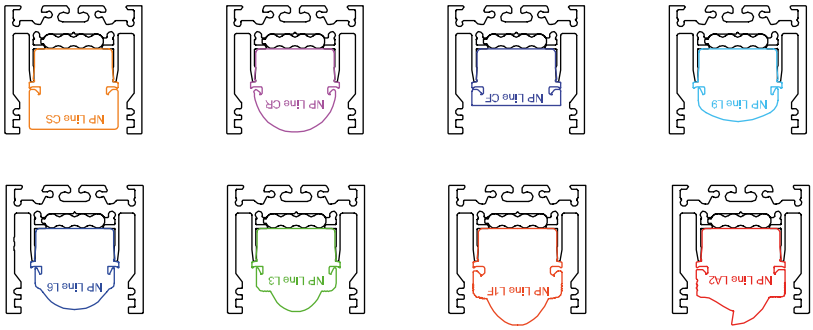

NP-R3

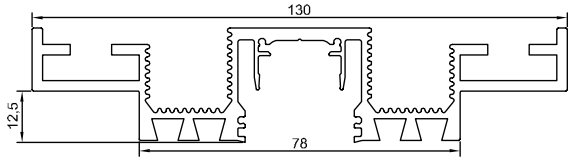

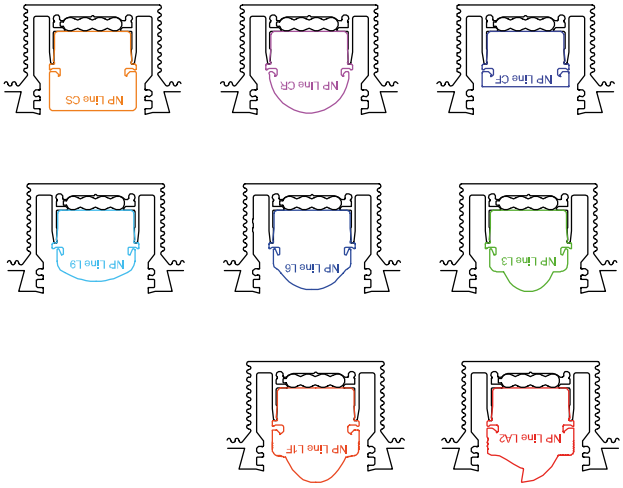

Übersicht Abmessungen und Einbaumaße

Overview dimensions and installation dimensions

covers and lenses ▶

NP mounting profiles ▼

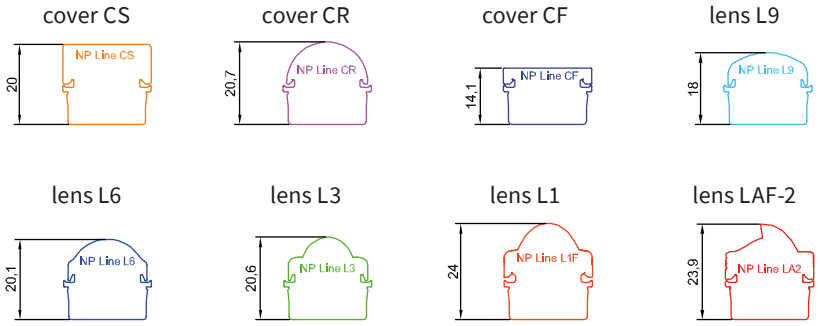

NP-I1

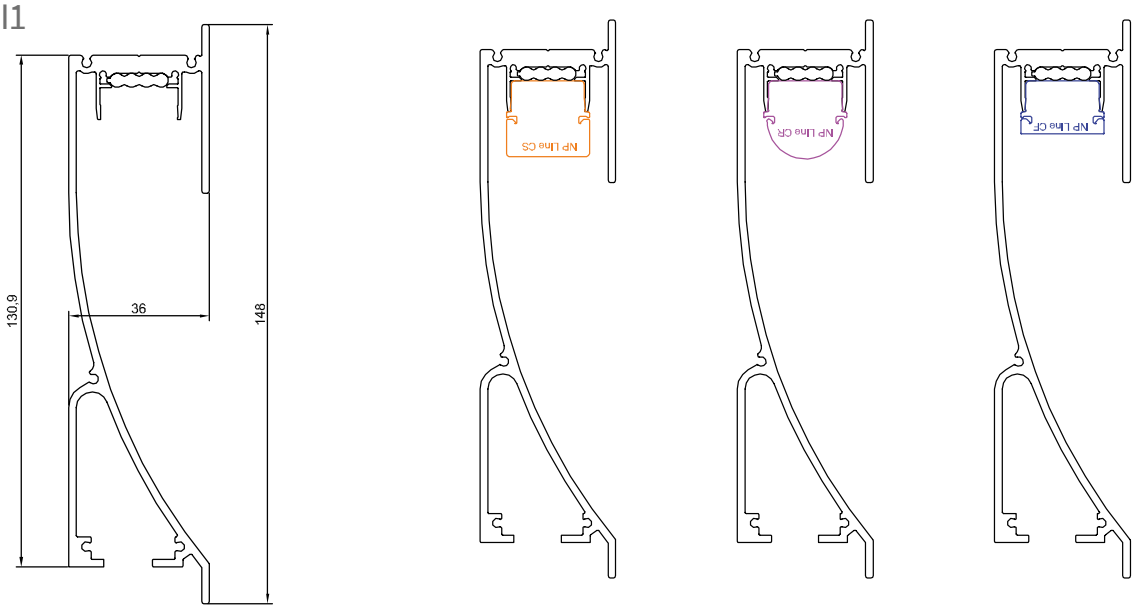

NP-I2

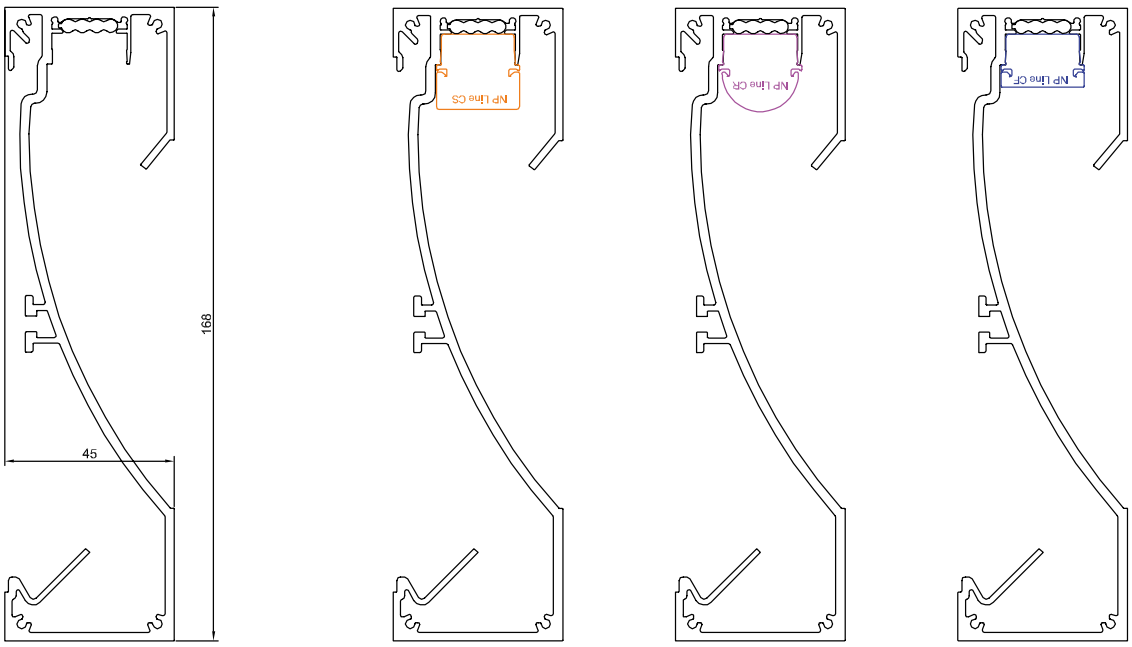

Übersicht Abmessungen und Einbaumaße

Overview dimensions and installation dimensions

covers and lenses ▶

NP mounting profiles ▼

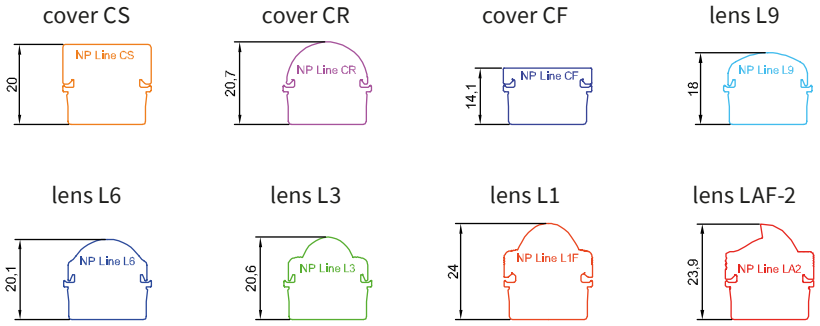

NP-W1 / W2

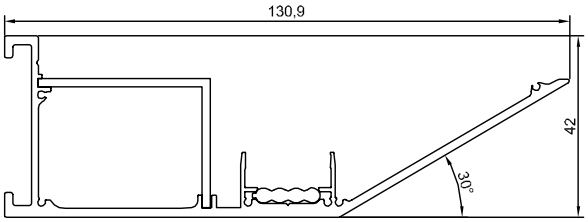

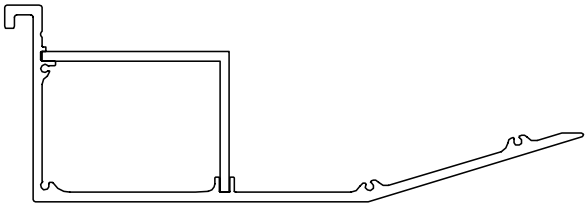

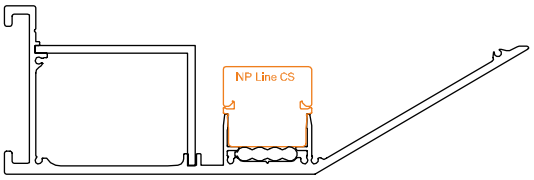

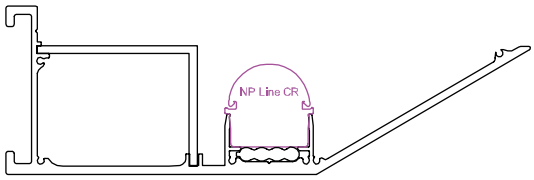

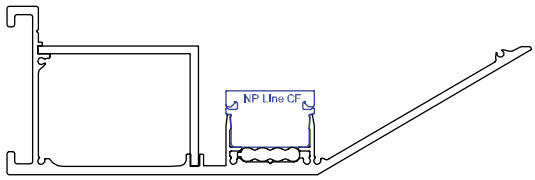

Übersicht Abmessungen und Einbaumaße NP-S2 mit Montageclips

Overview dimensions and installation dimensions NP-S2 with mounting clips

FL/SCLIP-0/0

Federclip 0°

spring clip 0°

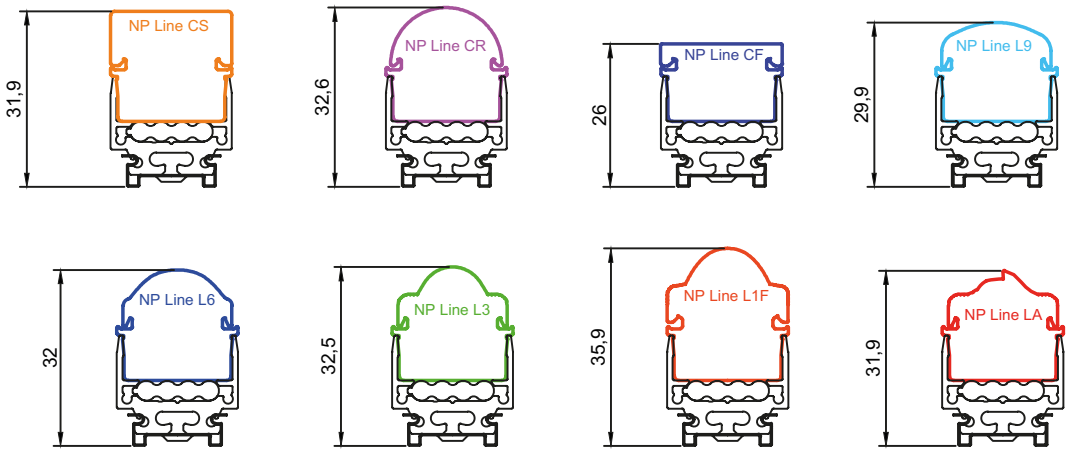

FL/CLIP-0/0

Montageclip 0°, ohne Zapfen gegen Gleiten

mounting clip 0°, without stud to prevent sliding

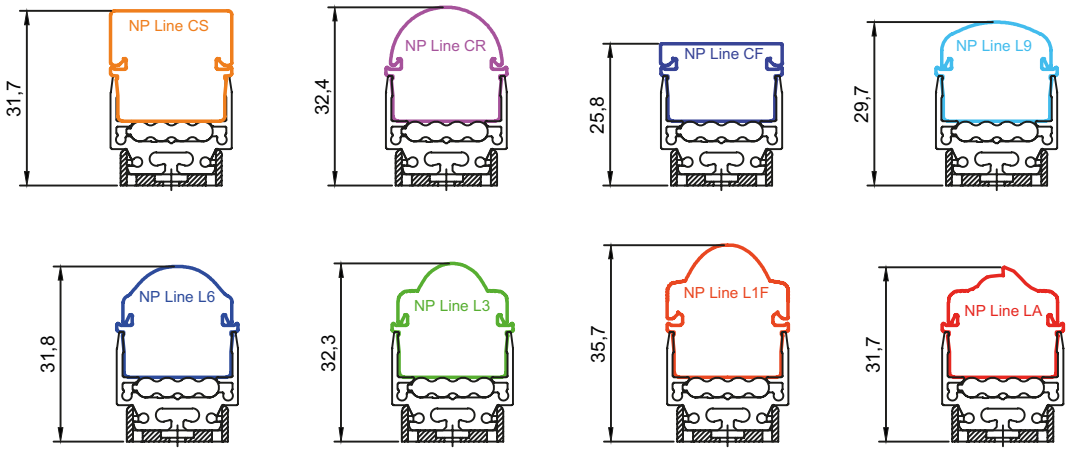

FL/CLIP-1/0

Montageclip 0°, mit Zapfen gegen Gleiten

mounting clip 0°, with stud to prevent sliding

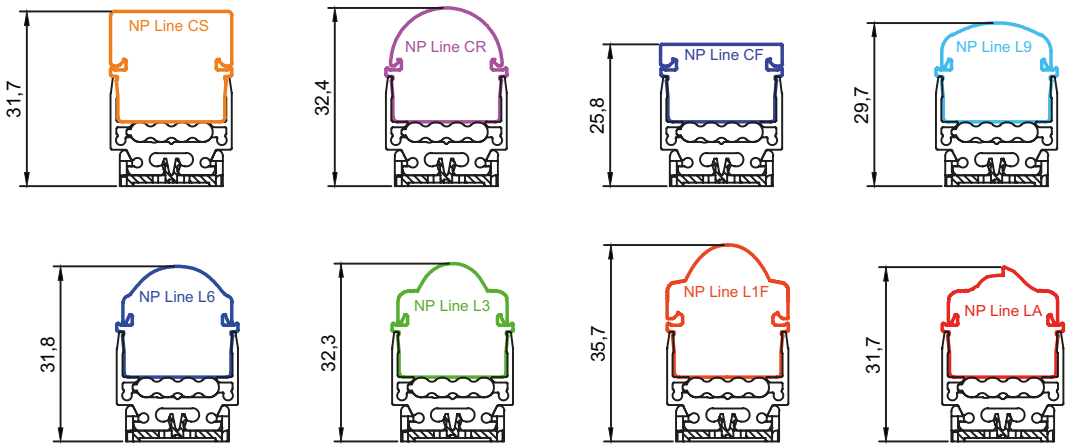

Übersicht Abmessungen und Einbaumaße NP-S2 mit Montageclips
Overview dimensions and installation dimensions NP-S2 with mounting clips

FL/CLIP-1/15
Montageclip 15°, mit Zapfen gegen Gleiten
mounting clip 15°, with stud to prevent sliding

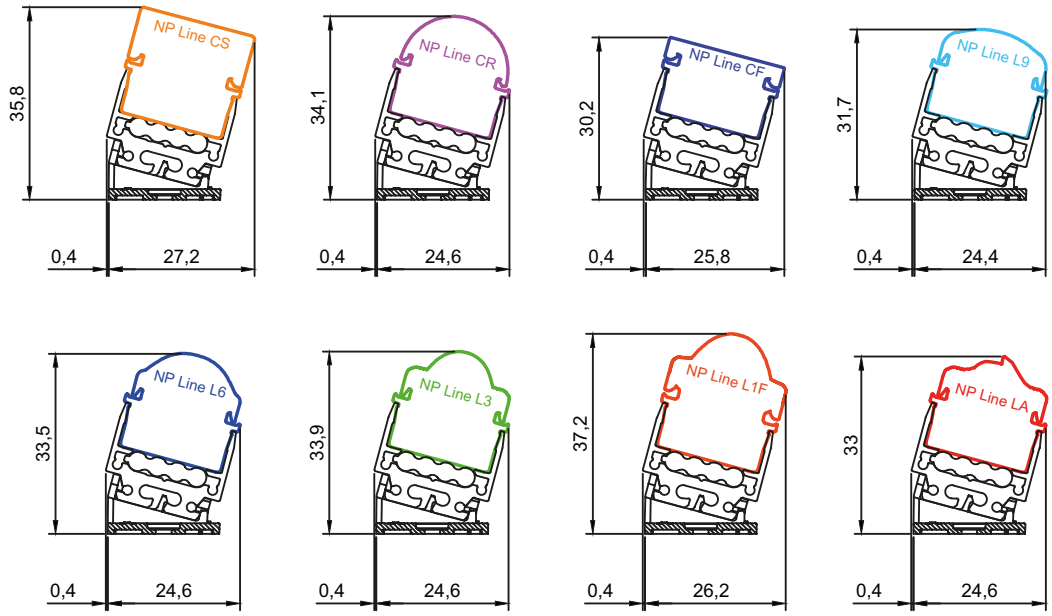

FL/CLIP-1/30
Montageclip 30°, mit Zapfen gegen Gleiten
mounting clip 30°, with stud to prevent sliding

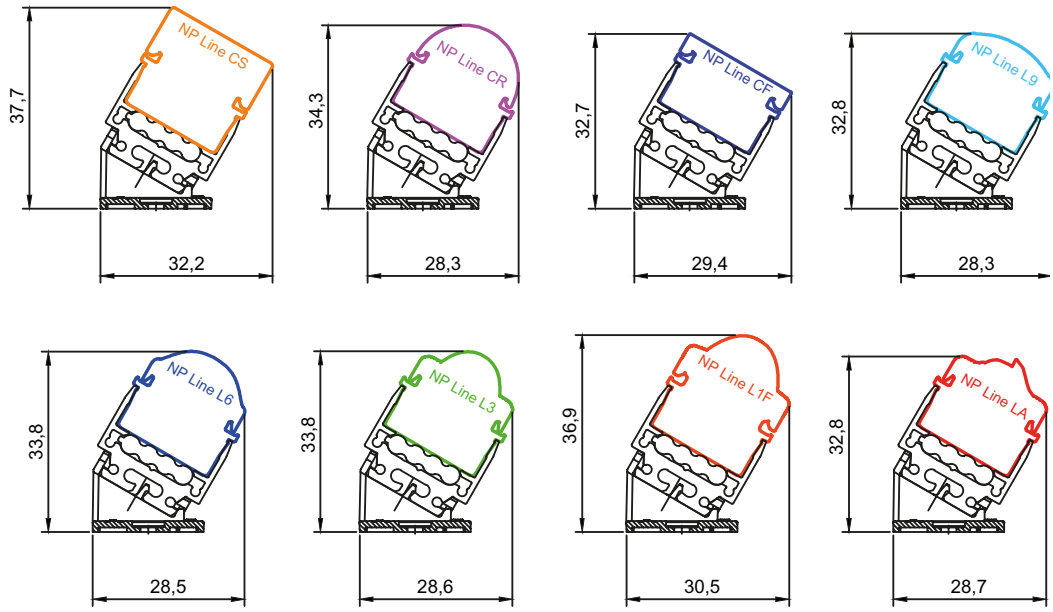

Übersicht Abmessungen und Einbaumaße NP-S2 mit Montageclips
Overview dimensions and installation dimensions NP-S2 with mounting clips

FL/CLIP-1/45
Montageclip 45°, mit Zapfen gegen Gleiten
mounting clip 45°, with stud to prevent sliding

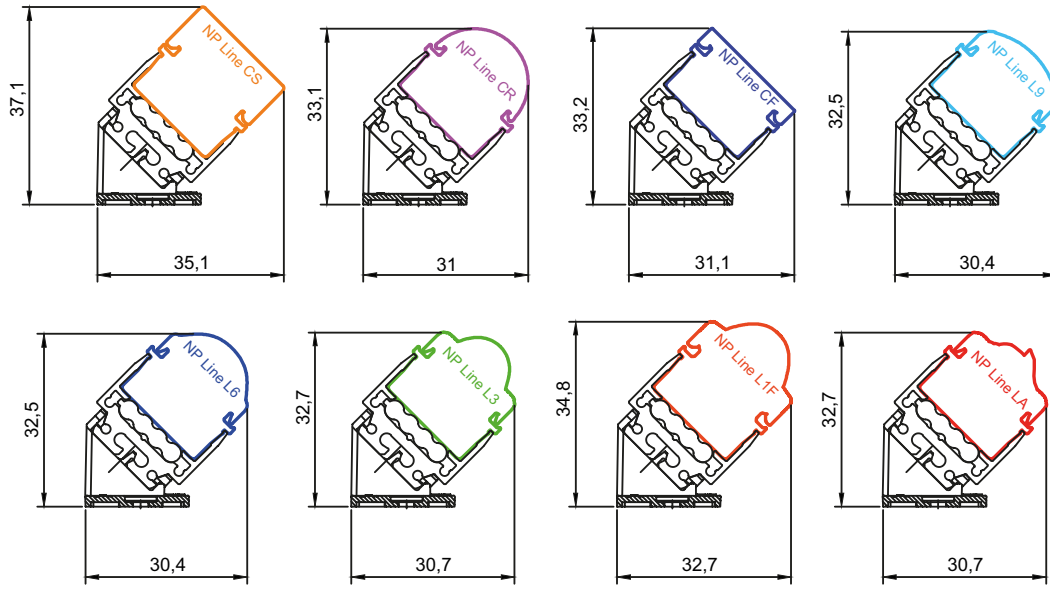

FL/CLIP-1/60
Montageclip 60°, mit Zapfen gegen Gleiten
mounting clip 60°, with stud to prevent sliding

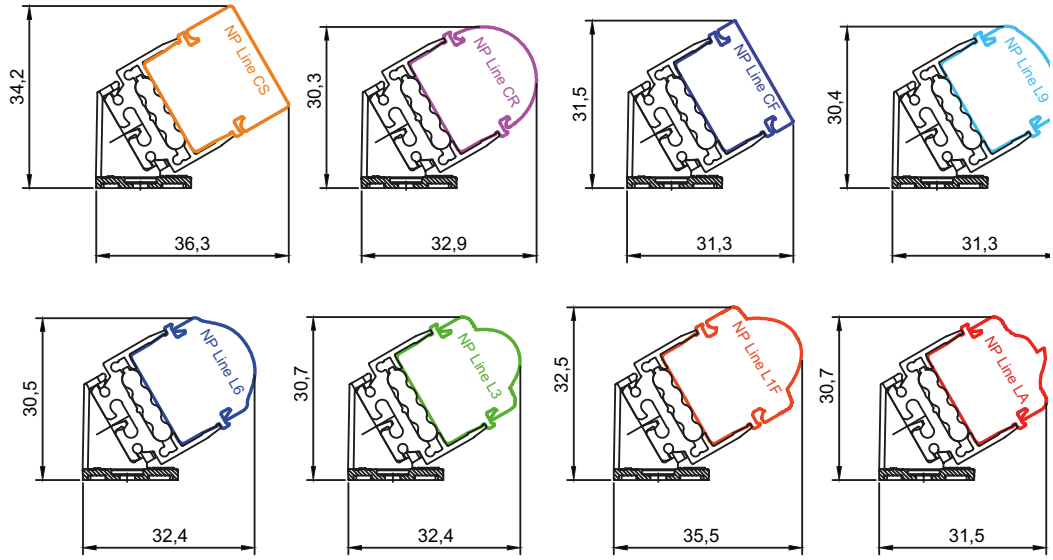

Allgemeine Geschäftsbedingungen

Unsere Allgemeinen Geschäftsbedingungen sind auf unseren Internet-Seiten unter folgender Adresse zu finden:
https://flashaar.de/de/agb.php

General Terms and Conditions of Business

Our general terms and conditions of business can be found on our website at the following address:
https://flashaar.de/de/agb.php

Bestellinformationen

Erforderliche Angaben auf Ihrer Bestellung
- Produktname
- Vollständige Artikelnummer (inklusive den zu ergänzenden Angaben z. B. Lichtfarbe, Cover- oder Linsentyp usw.)
- gewünschte Lieferzeit
- Lieferadresse

Bestelladresse
FLASHAAR LEDLight GmbH & Co. KG
Gaustraße 13 –15
55411 Bingen am Rhein
Deutschland
FON +49 6721 9195-0
FAX +49 6721 9195-91
bestellung@ledlight.flashaar.com
https://flashaar.de

Versandkosten
Wir berechnen Ihnen ausschließlich die tatsächlich angefallenen Versandkosten. Je nach Auftragswert und Quantität fallen zusätzliche Verpackungskosten an.

Delivery Information

Information required on your order
- product name
- complete item number (including specification codes e.g. light colour, cover or lens type etc.)
- required delivery period
- delivery address

Ordering address
FLASHAAR LEDLight GmbH & Co. KG
Gaustraße 13 –15
55411 Bingen am Rhein
Germany
FON +49 6721 9195-0
FAX +49 6721 9195-91
order@ledlight.flashaar.com
https://flashaar.de

Indicative value of shipping costs
Please note, we charge you only the actual delivery costs. Additional handling charges may be applied depending on order value and quantity.

Ausgabe

Stand: KW07, 2022
Druckfehler, Irrtum und technische Änderungen sind vorbehalten.

Edition

Last status: week 07, 2022
Technical changes, errors and printing mistakes are reserved.

LICHT auf ganzer Linie

LIGHTING all along the line